

Wissenschaftliche Diskussionspapiere

Heft 14

Klaus Schweikert

**ZUR LEBENS- UND  
BERUFSBILDUNGSSITUATION  
VON JUGENDLICHEN AUS DEM EHEMALIGEN  
JUGOSLAWIEN**

unter Mitarbeit von  
Bernhard Dresbach  
Gerda Habedank  
Martina Jurisch

Herausgeber: Bundesinstitut für Berufsbildung • Der Generalsekretär

Die WISSENSCHAFTLICHEN DISKUSSIONSPAPIERE DES BIBB werden durch den Generalsekretär herausgegeben. Sie erscheinen als Namensbeiträge ihrer Verfasser und geben deren Meinung und nicht unbedingt die des Herausgebers wieder. Sie sind urheberrechtlich geschützt. **Ihre** Veröffentlichung dient der Diskussion mit der Fachöffentlichkeit.



Der Inhalt dieses Werkes steht unter einer Creative Commons Lizenz (Lizenztyp: Namensnennung – Keine kommerzielle Nutzung – Keine Bearbeitung – 3.0 Deutschland).

Das Werk wird durch das Urheberrecht und/oder einschlägige Gesetze geschützt. Jede Nutzung, die durch diese Lizenz oder Urheberrecht nicht ausdrücklich gestattet ist, ist untersagt.

Weitere Informationen finden Sie im Internet auf unserer Creative Commons-Infoseite <http://www.bibb.de/cc-lizenz>

Vetriebsadresse:  
Bundesinstitut für Berufsbildung  
10702 Berlin

Copyright 1994 by Bundesinstitut für Berufsbildung, Berlin und Bonn  
Herstellung: Bundesinstitut für Berufsbildung, Berlin  
Umschlag: Hoch Drei, **Adam/Blaumeiser**, Berlin  
Druck: Bundesinstitut für Berufsbildung, Berlin



1997 (1135)

Printed in **Germany**  
ISBN 3-88555-575-1

Gedruckt auf chlorfrei gebleichtem Papier

Diese Netzpublikation wurde bei Der Deutschen Bibliothek angemeldet und archiviert.  
URN: urn:nbn:de:0035-0052-2

## Zur Lebens- und Berufsbildungssituation von Jugendlichen aus dem ehemaligen Jugoslawien

### Grundlinien der **Untersuchung**

1979/80 hat das **BIBB** seine erste repräsentative Befragung zur Berufsbildungssituation ausländischer Jugendlicher durchgeführt. Zehn Jahre später hat das BIBB erneut ausländische Jugendliche nach der beruflichen Qualifizierung befragt. Auch die neue Umfrage ist repräsentativ für junge Ausländer in der Bundesrepublik (altes Bundesgebiet). Im Zentrum der Befragung steht die Beteiligung an der beruflichen Erstausbildung. Bei der Erarbeitung des Hypothesenkatalogs für die Umfrage konnte die Projektgruppe nicht **ahnen**, daß eines der Herkunftsländer - Jugoslawien - bei Ausweitung der Erhebung in seiner ursprünglichen Form nicht mehr bestehen würde. Angesichts der nicht enden wollenden **Feindseligkeiten**, der blutigen Kämpfe und der Opfer, war es auch für den Autor schwer **erträglich**, die Bezeichnungen "**Jugoslawien**" und "**jugoslawisch**" im **Auswertungsbericht** weiter zu verwenden, und sei es mit dem Zusatz "ehemalig".

Mit der Erhebung wollte das BIBB die Berufsausbildungsprobleme ausländischer Jugendlicher transparent **machen**, günstige und ungünstige Faktoren ermitteln und in großen Linien die Veränderungen darstellen, die sich im Zeitraum von zehn Jahren seit der letzten **BIBB-Erhebung** ergeben haben. Diese Strukturen sind nach wie vor korrekt durch die Untersuchung wiedergegeben.

Die in letzter Zeit sich häufenden Gewaltakte gegen hier lebende Ausländer haben deren Bewußtsein sicherlich verändert.

Mit einiger Vorsicht sind daher die Angaben zur Befindlichkeit der Ausländer, zur Einstellung gegenüber der deutschen Bevölkerung und zum Umgang der Deutschen mit Ausländern zu werten.

In der Stichprobe waren 320 (ungewichtet)<sup>1</sup> Personen aus dem ehemaligen Jugoslawien. Die befragten Personen verteilen sich auf die Volksgruppen wie folgt:

---

<sup>1</sup> nach **Gewichtung** n = 350

**Tabelle 1:** Volksgruppen

|          | in Prozent |
|----------|------------|
| Serben   | 48,9       |
| Kroaten  | 22,1       |
| Slowenen | 12,0       |
| sonstige | 16,9       |
| Total    | 100,0      |

Die Strukturdaten (Grundauszählung) sind im Anhang abgedruckt. Besonders wichtige Daten werden hier **interpretiert**, zumeist basierend auf dem Vergleich mit der Kontrollgruppe (in der Stichprobe enthaltene ausländische Jugendliche anderer Nationalität). Interpretiert werden nur Daten, die Signifikanz mindestens auf dem Niveau von fünf Prozent aufweisen und als Maß der praktischen Bedeutsamkeit Phi bzw.  $v$  grundsätzlich von mindestens  $= 0,10$ . Geringere Unterschiede werden, wo **ausgewiesen**, als Tendenzen bezeichnet.

Die Geschlechterproportion der Befragten ist nahezu ausgeglichen.

**Tabelle 2:** Geschlecht

|          | in Prozent |
|----------|------------|
| männlich | 47,6       |
| weiblich | 52,4       |
| Total    | 100,0      |

38 Prozent der Befragten sind zwischen 15 und 18 Jahren alt:

**Tabelle 3:** Alter

|                        | in Prozent |
|------------------------|------------|
| 15 bis 18 Jahre        | 37,9       |
| <b>19 bis</b> 21 Jahre | 11,7       |
| 22 bis 25 Jahre        | 33,4       |
| 26 bis 30 Jahre        | 17,1       |
| Total                  | 100,0      |

Ausgeprägte Unterschiede zu anderen Nationalitäten insgesamt bestehen in der Altersstruktur nicht.

Über die Hälfte - und damit erheblich mehr Jugoslawen als andere Ausländer - sind hier geboren oder im Kleinkindalter in die Bundesrepublik eingereist:

**Tabelle 4:** Einreisealter

|                           | in Prozent |            |
|---------------------------|------------|------------|
|                           | Rest       | Jugoslawen |
| In Bundesrepublik geboren | 21,9       | 28,2       |
| bis 3 Jahre               | 14,2       | 24,9       |
| 4 bis 6 Jahre             | 13,4       | 9,5        |
| 7 bis 10 Jahre            | 13,7       | 12,2       |
| <b>11 bis</b> 15 Jahre    | 13,2       | 3,9        |
| 16 Jahre und mehr         | 23,5       | 21,4       |
| Total                     | 100,0      | 100,0      |

n = 3.314

Jugoslawen besuchen in der Bundesrepublik besonders häufig die allgemeinbildenden Schulen (39 Prozent, andere 27 Prozent).

Dagegen ist, wie wir später noch sehen **werden**, ihre Ausbildungsbeteiligung eher geringer als bei anderen Nationalitäten.

## Schulbildung

54 Prozent der Kontrollgruppe, aber nur 40 Prozent der Jugoslawen haben im Heimatland die Schule besucht. In der Bundesrepublik haben 81 Prozent eine Schule besucht.

Tabelle 5: Schulbesuch in Deutschland

|                  | in Prozent |            |
|------------------|------------|------------|
|                  | Rest       | Jugoslawen |
| Grundschule      | 42,7       | 57,6       |
| Hauptschule      | 47,6       | 38,6       |
| Sonderschule     | 3,3        | 1,3        |
| Realschule       | 18,0       | 24,2       |
| Gymnasium        | 14,7       | 22,4       |
| Gesamtschule     | 6,4        | 11,5       |
| Sonstige Schule  | 4,7        | 3,8        |
| Kein Schulbesuch | 23,2       | 18,6       |

Mehrfachnennungen

n = 3.407

Jugoslawen besuchen häufiger ( $\Phi = 0,09$ ) schon die Grundschule. Das war wegen des früheren Einreisealters bzw. wegen der Tatsache zu erwarten, daß Jugoslawen häufiger schon hier geboren sind. Tendenziell häufiger gehen Jugoslawen auf Gesamtschulen und auf Schularten höherer Anforderungen wie Realschule oder Gymnasium, entsprechend weniger auf die Hauptschule.

Die Dauer des Schulbesuchs in der Bundesrepublik liegt für die Jugoslawen höher:

**Tabelle 6:** Dauer des Schulbesuchs in Deutschland

| in Prozent               |       |            |
|--------------------------|-------|------------|
|                          | Rest  | Jugoslawen |
| 1 bis 2 Jahre            | 5,0   | 2,8        |
| 3 bis 5 Jahre            | 12,1  | 5,7        |
| 6 bis 8 Jahre            | 19,6  | 12,4       |
| 9 bis 10 Jahre           | 42,1  | 51,0       |
| <b>11</b> und mehr Jahre | 21,1  | 28,1       |
| Total                    | 100,0 | 100,0      |

n = 2.015

Im Durchschnitt gehen die Jugoslawen 9,5 Jahre in Deutschland zur Schule und damit fast ein Jahr länger als der Durchschnitt der Kontrollgruppe (8,6 Jahre).

**Tabelle 7:** Schulabschluß in Deutschland

| in Prozent         |       |            |
|--------------------|-------|------------|
|                    | Rest  | Jugoslawen |
| Hauptschulabschluß | 63,4  | 52,3       |
| Mittlere Reife     | 23,0  | 27,8       |
| Abitur             | 13,6  | 19,9       |
| Total              | 100,0 | 100,0      |

n = 1.511

Tendenziell schließen die Jugoslawen mit höherwertigen Zertifikaten ihren Schulbesuch in Deutschland ab. Das wird besonders deutlich bei der klar höheren Quote von Personen, die das Abitur erreichen.

#### **Pläne für die Zeit nach der allgemeinbildenden Schule**

Jeweils 37 Prozent der jugoslawischen Schüler wollten einen Beruf erlernen bzw. studieren.

**Tabelle 8:** Pläne nach der Schule (Schüler)

|                       | in Prozent |             |
|-----------------------|------------|-------------|
|                       | Rest       | Jugoslawen  |
| Beruf erlernen        | 36,9       | 37,4        |
| Geld verdienen        | 5,5        | 4,1         |
| Weiterführende Schule | 19,3       | <b>11,9</b> |
| Studium               | 26,3       | 36,7        |
| Sonstige              | 1,8        | -           |
| keine Pläne           | 10,2       | 9,9         |
| Total                 | 100,0      | 100,0       |

n = 773

In der **Absicht**, eine Berufsausbildung aufzunehmen besteht kein Unterschied zur Kontrollgruppe. Dagegen ist die Studienneigung bei den Jugoslawen deutlich höher. Auch bei den **Befragten**, die nicht mehr zur Schule **gehen**, gibt es keine Unterschiede in den **Plänen**, die sie damals für die Zeit nach Schulabschluß hatten.

Dagegen unterscheiden sich die jugoslawischen Schüler sehr deutlich von den anderen jugoslawischen **Befragten**:

Schüler sind sehr viel weniger daran **interessiert**, Geld zu verdienen und sehr viel mehr an einem Studium.

Der relativ hohe Prozentsatz von **Schülern**, die noch ohne Pläne **sind**, kann aus der Lebenssituation heraus nicht überraschen. Es **scheint**, als hätte die **Bereitschaft**, einen Beruf zu erlernen bei den Schülern vergleichsweise abgenommen: der Unterschied läßt sich jedoch erst auf dem Signifikanzniveau von 8,2 Prozent sichern.

### **Berufswahl**

Die Hälfte der schulentlassenen Jugoslawen hat vom Beratungs- und Informationsangebot der Bundesanstalt für Arbeit keinen Gebrauch gemacht.

34 Prozent der Jugoslawen waren bei der Berufsberatung **gewesen**, 16 Prozent hatten ein Berufsinformationszentrum aufgesucht. Unterschiede zur Kontrollgruppe (KG)) bestehen nicht.

Auch die Gründe für den Verzicht auf Beratung und Information ähneln sich sehr:



**Tabelle 9: Grund für Nichtberatung**

| in Prozent                    |            |            |
|-------------------------------|------------|------------|
|                               | Rest       | Jugoslawen |
| Unwissenheit                  | 10,5       | 14,5       |
| Mißtrauen                     | 2,6        | 4,0        |
| Nicht nötig                   | 20,3       | 21,4       |
| Studium                       | <b>9,1</b> | 6,3        |
| Gleich Arbeit                 | 8,1        | 8,5        |
| Wußte was ich wollte          | 12,9       | 8,6        |
| Deutsche Freunde beraten      | 0,3        | 1,3        |
| Ausländische Bekannte beraten | 0,3        | -          |
| Sonstige Infos                | 1,6        | -          |
| Stellung gefunden             | 19,7       | 21,0       |
| Berufsausbildung              | 2,5        | 2,6        |
| Formale Gründe                | 3,0        | -          |
| Kein besonderer Grund         | 2,9        | 9,8        |
| Sonstige                      | 6,0        | 2,0        |
| Total                         | 100,0      | 100,0      |

**n** = 1.929

Selbst der prozentuale Unterschied beim Grund **"Unwissenheit"** liegt noch im Bereich des Stichprobenfehlers.

Verschiedene Personen und Institutionen nehmen an der Berufswahl der Jugendlichen teil. In der Erhebung ist nach der Stärke des Einflusses gefragt worden, der jeweils ausgeübt worden war.

**Tabelle 10:** Einfluß "**groß**" bei der Berufswahl

|  | in Prozent |            |
|--|------------|------------|
|  | Rest       | Jugoslawen |
| Vater  | 43         | 51         |
| Mutter                                       | 27         | 40         |
| Geschwister                                  | 11         | 12         |
| andere Verwandte                             | 9          | 14         |
| ausländische Freunde                         | 9          | 7          |
| deutsche Freunde                             | 7          | 10         |
| Lehrer an früherer Schule                    | 15         | 16         |
| Berufsberater/Berufsinfor-<br>mationszentrum | 15         | 16         |
| <b>Betriebspraktikum</b>                     | 7          | 9          |

Mehrfachnennungen

Der einzige Unterschied: jugoslawische Jugendliche sind nach ihren Angaben sehr viel häufiger von ihren Eltern beeinflusst worden.

Die Unterschiede zur Kontrollgruppe sind beim Einfluß der Mutter statistisch besser zu sichern<sup>2</sup> als beim Einfluß des Vaters<sup>3</sup>.

### **Ausbildungsplatzsuche**

Jugoslawische Jugendliche suchen sehr viel häufiger zunächst einen Ausbildungsplatz in einem Dienstleistungsberuf, sehr viel weniger in Fertigungsberufen.

---

2  $\Phi = 0,09$

3  $\Phi = 0,03$  Signifikanz jeweils auf dem Niveau von 5 Prozent

**Tabelle 11:** Gesuchte Ausbildungsstelle in Bereich....

| Rang       | in Prozent     |    |    |           |    |    |
|------------|----------------|----|----|-----------|----|----|
|            | Dienstleistung |    |    | Fertigung |    |    |
|            | 1.             | 2. | 3. | 1.        | 2. | 3. |
| Rest       | 38             | 36 | 27 | 56        | 58 | 67 |
| Jugoslawen | 56             | 45 | 46 | 38        | 46 | 49 |

Berufe aus der Fertigung werden erst als Notlösung stärker gesucht. Hauptgrund für die Suche nach einem Ausbildungsplatz in einem bestimmten Beruf war das Interesse an den Berufsinhalten: 74 Prozent der Nennungen (n = 81) bei den jugoslawischen Jugendlichen bezogen sich hierauf (ohne Unterschied zur Kontrollgruppe). Jugoslawische Jugendliche hatten sich im Schnitt bei 6,6 (KG 7,7) Betrieben beworben. Die Suche hat weniger lange gedauert. Die Anzahl der Zusagen liegen im Mittel knapp unter denen der Kontrollgruppe.

**Tabelle 12:** Ausbildungsplatzsuche

|            | Anzahl Bewerbungen bei Betrieben | Anzahl Zusagen Durchschnitt | (1) : (2) | Dauer der Suche in Monaten |
|------------|----------------------------------|-----------------------------|-----------|----------------------------|
|            | (1)                              | (2)                         | (3)       | (4)                        |
| Rest       | 7,7                              | Durchschnitte<br>1,6        | 4,8       | 5,4                        |
| Jugoslawen | 6,6                              | 1,4                         | 4,7       | 4,7                        |

Die jugoslawischen Jugendlichen sind demnach in der Suche nach einer Ausbildungsstelle insgesamt erfolgreicher/in günstigerer Lage gewesen als andere ausländische Jugendliche.

Ein einziger Unterschied ist festzustellen in der Antwort auf die Frage, durch wen die Jugendlichen denn ihren Ausbildungsplatz **gefunden** hätten:

Jugoslawen nennen häufiger das Betriebspraktikum.

**Tabelle 13:** Ausbildungsplatz gefunden durch

| in Prozent          |      |             |
|---------------------|------|-------------|
|                     | Rest | Jugoslawen  |
| Arbeitsamt          | 36,8 | 36,4        |
| Eltern              | 12,3 | <b>18,4</b> |
| Freunde             | 14,6 | 10,2        |
| Lehrer              | 7,5  | 7,5         |
| Anzeige             | 3,3  | 2,3         |
| Ausschreibung       | 11,0 | <b>4,4</b>  |
| Praktikum           | 7,7  | 13,7        |
| <b>Nachfrage</b>    | 20,7 | <b>19,6</b> |
| Bewerbungsschreiben | 23,6 | 27,7        |
| Sonstiges           | 3,5  | 2,3         |

Mehrfachnennungen

n = 718

Die relativ meisten Jugendlichen - um 36 Prozent - sind nach den Angaben der Jugendlichen durch das Arbeitsamt vermittelt worden. Rund ein Viertel hat die Stelle aufgrund eigener Bewerbungsschreiben **erhalten**, rund 20 Prozent durch eigene Nachfrage bei Betrieben.

Folgt man den Mitteilungen der Jugendlichen, so verdanken sie ihre Ausbildungsstelle vor allem eigener Initiative und dem Ausbildungsvermittler. Die informellen Netzwerke spielen dagegen eine geringere Rolle.

Die Verteilung der Ausbildungsverhältnisse auf die Ausbildungsbereiche ist praktisch ohne Besonderheiten. Ausnahmen: im öffentlichen Dienst sind die jugoslawischen Auszubildenden weniger häufig **vertreten**, in der Landwirtschaft häufiger.

**Tabelle 14:** Auszubildende nach Ausbildungsbereichen

|                            | in Prozent |            |
|----------------------------|------------|------------|
|                            | Rest       | Jugoslawen |
| Landwirtschaft             | 0,5        | 4,3        |
| Handwerk                   | 50,4       | 42,5       |
| Industrie                  | 16,5       | 11,9       |
| Handel                     | 10,7       | 22,6       |
| <b>Öffentlicher</b> Dienst | 9,9        | <b>5,8</b> |
| Freie Berufe               | <b>6,2</b> | 3,1        |
| Sonstige                   | 5,8        | 9,7        |
| Total                      | 100,0      | 100,0      |

n = 707

Befragt nach den **Gründen**, warum sie keine Berufsausbildung aufgenommen hätten, antworteten die Jugendlichen:

**Tabelle 15:** Gründe für Nichtaufnahme der Berufsausbildung

|  | in Prozent |            |
|--|------------|------------|
|  | Rest       | Jugoslawen |
| wollte gleich Geld verdienen                             | 54         | 61         |
| habe keinen <b>Ausbildungsplatz/</b> Lehrstelle bekommen | 6          | 7          |
| hatte zu einer Ausbildung keine Lust                     | 12         | 13         |
| meine Eltern wollten das so                              | 15         | 11         |
| <b>Freunde/Verwandte/Bekannte</b> haben mir abgeraten    | 2          | 1          |
| wußte nicht so <b>recht</b> , was ich werden sollte      | 10         | 21         |
| hatte keine Arbeitserlaubnis                             | 3          | 2          |
| ich wußte nicht, wann die Familie zurückwandert          | 4          | 5          |
| wollte eigentlich gleich zurückwandern                   | 1          | 2          |
| Sonstiges  | 26         | 25         |

**Mehrfachnennungen**

n = 982

Auch bei den jugoslawischen Jugendlichen finden wir die bekannte Verteilung der Gründe - mit einer Besonderheit: jugoslawische Jugendliche geben mit 21 Prozent rund doppelt so oft an, sie hätten nicht gewußt, was sie werden sollten und deshalb erst einmal eine Arbeit angenommen.

Sofern die jungen Jugoslawen eine Berufsausbildung **machen**, tun sie das häufiger als andere ausländischen Jugendlichen im Betrieb. Berufsausbildung: 95 Prozent (KG: 87 Prozent)<sup>4</sup>.

### Ausbildung und Perspektiven

Die Ausbildungsbeteiligung der jugoslawischen Jugendlichen liegt mit 21 Prozent unter der **Ausbildungsbeteiligung**<sup>5</sup> aller anderen Nationalitäten zusammengenommen (30 Prozent)<sup>6</sup>.

Die Quote für den Ausbildungsabbruch beträgt 22 Prozent für die Jugoslawen (andere 27 Prozent). Die Abweichung liegt noch im Bereich des Stichprobenfehlers.

Mit der Ausbildung im Betrieb sind die jugoslawischen Auszubildenden etwas weniger **zufrieden**.

**Tabelle 16:** Ausbildungszufriedenheit

|                      | in Prozent |            |
|----------------------|------------|------------|
|                      | Rest       | Jugoslawen |
| möchte aufhören      | 0,9        | -          |
| ist schwer           | 7,8        | 3,3        |
| ist notwendiges Übel | 21,6       | 49,7       |
| ist ganz gut         | 39,4       | 14,3       |
| macht richtig Spaß   | 30,4       | 32,8       |
| Total                | 100,0      | 100,0      |

n = 219

<sup>4</sup>  $\Phi = 0,08$

<sup>5</sup> bezogen auf die Jugendlichen bis unter 18 Jahren

<sup>6</sup>  $\Phi = 0,07$  (Tendenz)

Die Chancen auf Übernahme nach der Ausbildung werden von den Auszubildenden im allgemeinen (ohne Unterschiede aus den Standardniveaus) günstig beurteilt:

**Tabelle 17:** Chancen der Übernahme nach der Ausbildung

| in Prozent           |             |            |
|----------------------|-------------|------------|
|                      | Rest        | Jugoslawen |
| sicher               | 25,5        | 27,5       |
| wahrscheinlich       | <b>40,1</b> | 42,3       |
| wahrscheinlich nicht | 3,7         | 6,0        |
| nein                 | 10,1        | -          |
| weiß nicht           | 20,5        | 24,2       |
| Total                | 100,0       | 100,0      |

n = 217

Zwischen 65 Prozent und 70 Prozent rechnen sicher oder wahrscheinlich **damit**, einen Arbeitsvertrag im **Ausbildungsbetrieb** zu erhalten.

Nach Abschluß der Ausbildung sind Jugoslawen praktisch wie andere Ausländer auch übernommen worden:

**Tabelle 18:** Übernahme nach der Ausbildung - Befragte mit abgeschlossener Ausbildung

| in Prozent                   |       |            |
|------------------------------|-------|------------|
|                              | Rest  | Jugoslawen |
| Befristeter Arbeitsvertrag   | 15,6  | 25,8       |
| Unbefristeter Arbeitsvertrag | 53,4  | 59,7       |
| Nicht übernommen             | 25,0  | 14,5       |
| Trifft nicht zu              | 6,0   | -          |
| Total                        | 100,0 | 100,0      |

n = **411**

Die Unterschiede in den Prozentwerten sind nicht signifikant.

### Arbeitssituation

Von der Arbeitslosigkeit sind die Jugoslawen der Stichprobe nicht anders betroffen als die Kontrollgruppe (ca. 25 Prozent der Bezugsgruppe<sup>7</sup>).

Unter den jugoslawischen Erwerbstätigen finden sich häufiger Facharbeiter und Meister, weniger häufig ungelernete Arbeiter:

**Tabelle 19:** Berufsstatus

|                               | in Prozent  |            |
|-------------------------------|-------------|------------|
|                               | Rest        | Jugoslawen |
| ungelernte Arbeiter           | 24,3        | 13,3       |
| angelernte Arbeiter           | <b>28,8</b> | 20,0       |
| Facharbeiter                  | 23,8        | 32,8       |
| Meister                       | 1,0         | 5,1        |
| <b>einfacher</b> Angestellter | 16,2        | 20,6       |
| <b>leitender</b> Angestellter | <b>2,2</b>  | 4,5        |
| mithelfen in Familie          | 3,7         | 3,8        |
| Total                         | 100,0       | 100,0      |

n = 1.118

Das ist bei den jugoslawischen **Befragten** sozusagen Familienerbe:

---

<sup>7</sup> Arbeitslose + Erwerbstätige + Auszubildende



**Tabelle 20:** Berufsstatus der Eltern (Auszug)

|              | in Prozent |            |        |            |
|--------------|------------|------------|--------|------------|
|              | Vater      |            | Mutter |            |
|              | Rest       | Jugoslawen | Rest   | Jugoslawen |
| ungelehrt    | 27         | 11         | 23     | 16         |
| Facharbeiter | 19         | 30         | 4      | 15         |
| Meister      | 3          | 13         | -      | 2          |

Die bessere berufliche Qualifikation schlägt sich auch in der hierarchischen Stellung nieder: 19,4 Prozent der Jugoslawen haben nach eigenen Angaben deutsche Unterebene (Kontrollgruppe: 13,5 Prozent).

Besonders viele Jugoslawen arbeiten in Klein- und **Mittelbetrieben** bis 100 Beschäftigte, etwa drei Viertel (KG: etwa zwei Drittel).

72 Prozent der Jugoslawen halten es für ganz **ausgeschlossen**, oder mindestens für eher **unwahrscheinlich**, innerhalb der nächsten Jahre arbeitslos zu werden. Sie sind damit deutlich optimistischer als die Kontrollgruppe (**51** Prozent).

**Tabelle 21:** Befürchtung arbeitslos zu werden

|                       | in Prozent  |            |
|-----------------------|-------------|------------|
|                       | Rest        | Jugoslawen |
| wahrscheinlich        | 7,5         | 4,0        |
| möglich               | <b>41,4</b> | 23,9       |
| eher unwahrscheinlich | 34,9        | 52,7       |
| ganz ausgeschlossen   | 16,2        | 19,4       |
| Total                 | 100,0       | 100,0      |

n = 1.289

### Indikatoren der Integration

Jugoslawen leben weniger oft in Vierteln<sup>8</sup> und Häusern<sup>9</sup>, die überwiegend von Ausländern bewohnt werden.

**Tabelle 22:** Zusammensetzung des Wohnviertels

| in Prozent            |       |            |
|-----------------------|-------|------------|
|                       | Rest  | Jugoslawen |
| überwiegend Ausländer | 19,3  | 14,4       |
| überwiegend Deutsche  | 49,2  | 44,3       |
| gleich verteilt       | 25,7  | 30,6       |
| weiß nicht            | 5,8   | 10,7       |
| Total                 | 100,0 | 100,0      |

n = 3.384

Bei den Hausnachbarn sind die Unterschiede ausgeprägter.

**Tabelle 23:** Hausnachbarn

| in Prozent                 |             |            |
|----------------------------|-------------|------------|
|                            | Rest        | Jugoslawen |
| nur ausländische Familien  | 10,5        | 8,1        |
| mehr ausländische Familien | 21,6        | 14,5       |
| mehr deutsche Familien     | <b>44,3</b> | 45,5       |
| gleich viele               | 17,8        | 22,4       |
| weiß nicht                 | 5,7         | 9,5        |
| Total                      | 100,0       | 100,0      |

n = 3.378

---

<sup>8</sup>  $\Phi = 0,06$  (Tendenz)

<sup>9</sup>  $\Phi = 0,04$  (schwach)

Im übrigen wohnen mit zehn Prozent doppelt so viele jugoslawische Befragte in den eigenen vier Wänden wie Befragte aus der Kontrollgruppe<sup>10</sup>.

Nach Zahl der Räume und Wohnungsgröße in Quadratmetern bewohnen Jugoslawen tendenziell die größeren Wohnungen.

**Tabelle 24:** Größe der Wohnung (Durchschnitt)

|                                  | in Prozent |            |
|----------------------------------|------------|------------|
|                                  | Rest       | Jugoslawen |
| Größe der Wohnung m <sup>2</sup> | 50,4       | 61,5       |
| Anzahl der Räume                 | 3,4        | 3,6        |

Jugoslawen fühlen sich in der Bundesrepublik besonders häufig **"sehr wohl"**:

**Tabelle 25:** Wohlfühlen in der Bundesrepublik

|                  | in Prozent |             |
|------------------|------------|-------------|
|                  | Rest       | Jugoslawen  |
| <b>sehr wohl</b> | 41,9       | <b>60,6</b> |
| relativ wohl     | 35,0       | 25,0        |
| es geht          | 19,3       | <b>9,8</b>  |
| etwas unwohl     | <b>2,8</b> | <b>4,6</b>  |
| sehr unwohl      | 0,9        | -           |
| Total            | 100,0      | 100,0       |

n = 3.385

76 Prozent von ihnen teilen mit, sie hätten persönlich **noch nie** Nachteile oder Unannehmlichkeiten wegen ihrer Nationalität gehabt (Kontrollgruppe: 56 Prozent).

---

<sup>10</sup>  $\Phi = 0,07$

Dabei ist es durchaus **deutlich**, daß auch die Jugoslawen, wenngleich weniger oft, Vorurteile der deutschen Bevölkerung gegenüber Ausländern **konstatieren**<sup>11</sup>.

**Tabelle 26:** Vorurteile gegen Ausländer

| in Prozent                             |       |            |
|--|-------|------------|
|  | Rest  | Jugoslawen |
| Ja, großer Teil der Deutschen          | 26,7  | 10,5       |
| <b>Ja</b> , kleiner Teil der Deutschen | 51,1  | 51,6       |
| Nein                                   | 22,2  | 37,9       |
| Total                                  | 100,0 | 100,0      |

n = 3.386

Mehr Jugoslawen als Ausländer der Kontrollgruppe sind bereits mit einem deutschen Partner **verheiratet**, mehr würden einen deutschen Partner heiraten.

**Tabelle 27:** Heiratsbereitschaft

| in Prozent                             |       |             |
|--|-------|-------------|
|  | Rest  | Jugoslawen  |
| <b>ja</b> , auf jeden Fall             | 16,8  | 29,8        |
| <b>ja</b> , eventuell                  | 38,3  | <b>43,8</b> |
| nein                                   | 27,2  | 13,6        |
| mit Deutschem verheiratet              | 3,6   | 6,5         |
| mit Partner anderer Nation verheiratet | 14,1  | 6,2         |
| Total                                  | 100,0 | 100,0       |

n = 3.358

Die deutsche Staatsbürgerschaft würden Jugoslawen aber nicht eher akzeptieren als andere:

<sup>11</sup> Zur Erinnerung die Erhebung wurde 1988 im Feld durchgeführt, als die Stimmung der deutschen Bevölkerung (in der Bundesrepublik alt) ausländerfreundlicher gewesen ist.

**Tabelle 28:** Annahme der deutschen Staatsbürgerschaft

| in Prozent     |             |            |
|----------------|-------------|------------|
|                | Rest        | Jugoslawen |
| gern           | <b>16,8</b> | 19,3       |
| nur zusätzlich | 43,2        | 45,1       |
| nein           | 39,9        | 35,6       |
| Total          | 100,0       | 100,0      |

n = 3.326

Unterschiede beruhen auf dem Stichprobenfehler.

Jugoslawen wollen weniger häufig wieder zurück in die **Heimat**, häufiger für immer in der Bundesrepublik bleiben.

**Tabelle 29:** Rückkehrpläne

| in Prozent             |       |             |
|------------------------|-------|-------------|
|                        | Rest  | Jugoslawen  |
| will nach Hause zurück | 6,3   | 1,8         |
| einige Jahre bleiben   | 20,7  | 16,7        |
| immer bleiben          | 26,7  | 33,9        |
| keine Pläne            | 33,7  | <b>33,4</b> |
| in anderes Land        | 2,3   | 2,8         |
| weiß nicht             | 10,3  | 11,4        |
| Total                  | 100,0 | 100,0       |

n = 3.369

Das ist allerdings nur eine tendenzielle Aussage<sup>12</sup>.

---

12 Die Konfigurationsfrequenzanalyse (KFA) ergab  $X^2 = 16,984$ , s. 1 Prozent o 2 FG  $v = 0,07$

A N H A N G



# EMNID-INSTITUT

GmbH & Co.

Bodelschwingstraße 25a

4800 Bielefeld 1

Telefon (0521) 26001-0 . Telex 932833 . Telefax (0521) 26001-55

BEFRAGUNG -NR.:

872492 J

Nachdruck oder Nachahmung von Text und Platzverteilung untersagt. Copyright 1982 by EMNID-Institut!

Dieser Fragebogen bleibt Eigentum des EMNID-Institutes GmbH & Co.!

## BILDUNGSSITUATION AUSLÄNDISCHER JUGENDLICHER

Wir führen zur Zeit eine Befragung bei jungen Ausländern und Ausländerinnen durch.

Ziel der Befragung ist es, mehr über das Leben, die Arbeit und die Ausbildung junger Ausländer in der Bundesrepublik zu erfahren. Daraus sollen dann Maßnahmen zur Verbesserung ihrer Situation in Ausbildung und Beruf abgeleitet werden.

Wir möchten Sie deshalb bitten, uns eine Reihe von Fragen zum Thema Ausbildung und Beruf zu beantworten. Ihre Antworten werden selbstverständlich absolut vertraulich behandelt und niemandem zugänglich gemacht.

| FRAGE<br>NR.: | PRAGS UND ANTWORTMÖGLICHKEITEN  |
|---------------|---|
| 1             | <p>INT.: <b>Bitte zuerst</b> mit dem Befragten abklären,<br/>ob er mit DU oder mit SIE angesprochen werden möchte.</p> <p>Befragter wird angesprochen mit ...</p> <p>1 Du (bitte die Fragen dementsprechend <b>umformulieren</b>)<br/>2 Sie</p> <p>11</p>   |
| 2             | <p>Wie alt sind Sie ?</p> <p><u>  1  </u> Jahre</p> <p>12-13</p>  |
| 3             | <p>Geschlecht:</p> <p>1 männlich<br/>2 weiblich</p> <p>14</p>   |
| 4             | <p>Haben Sie Kinder? Wenn ja, wie viele Kinder haben Sie ?</p> <p><u>  1  </u> Kinder</p> <p>INT.: für "keine Kinder" bitte '00' eintragen<br/>bei "Keine Kinder" WEITER MIT <span style="border-bottom: 1px solid black; display: inline-block; width: 200px;"></span> → 5</p> <p>15-16</p>  |
| 4a            | <p>Wo leben Ihre Kinder? In der Bundesrepublik<br/>oder in ... (Herkunftsland)?</p> <p>1 Bundesrepublik<br/>2 Herkunftsland<br/>3 (teils/teils)<br/>4 (Sonstiges)</p> <p>17</p>   |
| 5             | <p>Welchen Familienstand haben Sie? Sind Sie</p> <p>INT.: LISTE 1 vorlegen</p> <p>1 ledig <span style="border-bottom: 1px solid black; display: inline-block; width: 200px;"></span> ← y 6<br/>2 <del>verheiratet</del> <span style="border-bottom: 1px solid black; display: inline-block; width: 150px;"></span><br/>3 verwitwet<br/>4 geschieden <span style="border-bottom: 1px solid black; display: inline-block; width: 100px;"></span> → 5a<br/>5 lebe mit Freund/Freundin zusammen <span style="border-bottom: 1px solid black; display: inline-block; width: 50px;"></span></p> <p>18</p> |
| 5a            | <p>Welche Staatsangehörigkeit hat/hatte Ihr (Ehe-)Partner?</p> <p>19</p>  |
| 5b            | <p>Lebt Ihr (Ehe-)Partner in der Bundesrepublik?</p> <p>1 ja<br/>2 nein</p> <p>20</p>   |



| FRAGE NR.: | FRAGE UND ANTWORTMÖGLICHKEITEN   |
|------------|--|
| 6          | <p>Wie viele Personen leben in diesem Haushalt?</p> <p>     _ _ j Personen</p> <p>21-22</p>  |
| 6a         | <p>Wer gehört alles zu Ihrer Familie hier in dieser Wohnung?</p> <p>ZNT.: <b>Wohngemeinschaft</b> (mit mehreren oder mit Partner)<br/>bitte unter "Sonstige" notieren!<br/>Mehrfachnennungen!</p> <p>1 <b>Befragte</b> (r)<br/>2 Vater<br/>3 Mutter<br/>4 Geschwister<br/>5 Großeltern<br/>6 sonstige Verwandte<br/>7 Ehepartner<br/>8 eigene Kinder<br/>9 Sonstige Personen, und zwar:<br/>.....</p> <p>23-31</p> |
| 7          | <p>Im folgenden möchte ich etwas <b>über</b> Ihre Eltern erfahren. Welche Staatsangehörigkeit hat Ihr Vater?</p> <p>1 Vater lebt nicht <b>mehr</b> ..... → 8<br/>2 gleiche Staatsangehörigkeit .....<br/>3 deutsch .....<br/>4 andere Staatsangehörigkeit, und zwar: ..... → 7a<br/>.....</p> <p>13-</p>   |
| 7          | <p>Wo lebt Ihr Vater?</p> <p>1 hier in der Bundesrepublik Deutschland<br/>2 im Herkunftsland<br/>3 in eines anderen Land, und zwar:<br/>.....</p> <p>33</p>  |
| 7b         | <p>Wann ist Ihr Vater erstmals in die Bundesrepublik Deutschland gekommen?</p> <p>Jahr der ersten Einreise: 19  _ _ </p> <p>INT.: für "nie in der Bundesrepublik gewesen"<br/>bitte '99' eintragen;<br/>bei '99' WEITER MIT ..... → 8</p> <p>34-35</p>   |

7c

Welchen Beruf **übt** Ihr Vater aus oder ist er nicht berufstätig?

INT.: LISTE 2 **Übergeben**, nur eine Nennung

- 1 ungelernter Arbeiter
- 2 angelernter Arbeiter
- 3 Facharbeiter, Geselle, Gehilfe
- 4 Meister
- 5 einfacher, mittlerer Angestellter/Beamter
- 6 leitender Angestellter/Beamter
- 7 Selbständiger
- 8 nicht berufstätig, arbeitslos
- 9 nicht berufstätig, in Rente
- 0 Sonstiges

36

8

Und welche Staatsangehörigkeit hat Ihre Mutter?

- 1 **Mutter lebt nicht mehr** → 9
- 2 gleiche Staatsangehörigkeit /
- 3 deutsch
- 4 andere Staatsangehörigkeit, **und zwar:** → 8a  
.....

37

8a

Und wo lebt Ihre Mutter?

- 1 in der Bundesrepublik Deutschland
- 2 im Herkunftsland
- 3 in einem anderen Land, und zwar:

.....

38

8b

Wann ist Ihre Mutter erstmals in die Bundesrepublik Deutschland gekommen?

Jahr der Einreise: 19 1 | 1

INT.: für "nie in der Bundesrepublik gewesen"  
bitte '99' eintragen;  
bei '99' WEITER MIT → 9

39-40

8c

Welchen Beruf **übt** Ihre Mutter aus oder ist sie nicht berufstätig?

INT.: Liste 3, nur eine Nennung

- 1 ungelernete Arbeiterin
- 2 angelernte Arbeiterin
- 3 Facharbeiterin, Gesellin, Gehilfin
- 4 Meisterin
- 5 einfache, mittlere Angestellte/Beamtin
- 6 leitende Angestellte/Beamtin
- 7 Selbständige
- 8 im Betrieb mithelfende Familienangehörige
- 9 nicht berufstätig/Hausfrau
- 10 nicht berufstätig/ arbeitslos
- 11 Sonstiges
- 12 (trifft nicht zu)

41-42

FRAGE  
NR.;

PRÄGE UND ANTWORTMÖGLICHKEITEN

INT.: NUR AN BEFRAGTE MIT MINDESTENS EINEM ELTERNTEIL IN  
DER BUNDESREPUBLIK:

9 Welche **Pläne** haben Ihre Eltern für die **nächsten** Jahre?

INT.: falls nur ein Elternteil in der Bundesrepublik  
Deutschland: "Hat Ihr **Vater/Ihre** Mutter"

- 1 bald ins Herkunftsland zurück
- 2 noch einige Jahre in der Bundesrepublik bleiben
- 3 für immer in der **Bundesrepublik** bleiben
- 4 noch keine genauen **Pläne**
- 5 in ein anderes Land gehen, und zwar:

6 .....  
weiß nicht

43



WIEDER AN ALLE

10 Welche Staatsangehörigkeit besitzen Sie ?

- 1 Griechisch
- 2 Italienisch
- 3 Jugoslawisch
- 4 Portugiesisch
- 5 Spanisch
- 6 Türkisch
- 7 Sonstige, und zwar:.....

44

11 Sind Sie in der Bundesrepublik geboren?

- 1 ja 
- 2 nein 

45

11a Wie alt waren Sie, als Sie das erste Mal in die  
Bundesrepublik gezogen sind?

      1 Jahre

46-47

11b Wie heißt Ihr Geburtsort und zu welcher  
Provinz **gehört** er?

.....

48-53

11c Wie würden Sie Ihren Geburtsort beschreiben? Ist  
das ein Dorf, ist es eine Stadt oder ist das eine  
Großstadt?

- 1 Dorf
- 2 Stadt
- 3 Großstadt

54

FRAGE  
NR.:

FRAGE UND ANTWORTMÖGLICHKEITEN

114

Sind Sie aus Ihrem Geburtsort oder aus **einem**  
anderen Ort ausgewandert?

- 1 Geburtsort
- 2 anderer Ort

55

12

Sind Sie in .... (Herkunftsland) zur Schule  
gegangen? Wie lange?

   J Jahre

INT.: für "gar nicht" bitte "00" Jahre eintragen!  
bei "gar nicht" WEITER MIT → 13

56-57

12a

Welche Schulart haben Sie in .... (Herkunftsland)  
besucht und welchen Abschluß haben Sie dort erreicht?

INT: LISTE 4 vorlegen;

besucht

abgeschlossen

- 1
- 2
- 3
- 4
- 6
- 7
- 8
- 9 Sonstige
- 0 keine

58-59

13

Haben Sie in ... (Herkunftsland) eine **Berufsaus-**  
bildung gemacht?

- 1 ja → 13a
- 2 nein → 14

50

13a

Was für eine Berufsausbildung war das?

61-65

| FRAGE NR.:   | FRAGE UND ANTWORTMÖGLICHKEITEN  |
|--------------|---|
| 14           | <p>Jetzt <b>komme</b> ich zum Schulbesuch in der Bundesrepublik. Welche der folgenden allgemeinbildenden Schulen haben Sie in der Bundesrepublik besucht? (Mehrfachnennungen möglich)</p> <p>LISTE 5</p> <ul style="list-style-type: none"> <li>1 Grundschule</li> <li>2 Hauptschule</li> <li>3 Sonderschule</li> <li>4 Realschule</li> <li>5 Gymnasium</li> <li>6 Gesamtschule</li> <li>7 Sonstige, und <b>zwar</b></li> <li>8 keine</li> </ul> <p style="text-align: right;">→ 14a</p> <p style="text-align: right;">→ 15</p> |
| <b>66-73</b> |   |
| 14a          | <p>Welchen <b>Schulabschluss</b> haben Sie hier erreicht?</p> <p><b>INT.:</b> Gefragt wird nach dem höchsten erreichten <b>Schulabschluß!</b></p> <ul style="list-style-type: none"> <li>1 Hauptschulabschluss</li> <li>2 <b>Sonderschulabschluss</b></li> <li>3 Realschulabschluss</li> <li>4 Abitur</li> <li>5 Sonstiges, und zwar:</li> </ul> <p>..... → 14b</p> <ul style="list-style-type: none"> <li>6 Schule ohne Abschluß verlassen</li> <li>7 gehe noch auf eine der genannten Schulen → 14c</li> </ul>                |
| <b>74</b>    |   |
| 14b          | <p>In welchem Jahr haben Sie die <b>allgemeinbildende</b> Schule beendet?</p> <p>19 <input type="text"/></p>  |
| <b>75-76</b> |   |
| 14c          | <p>Und wie lange sind Sie insgesamt in der Bundesrepublik (bislang) auf diesen allgemeinbildenden Schulen gewesen?</p> <p><input type="text"/> Jahre</p>  |
| <b>77-78</b> |   |
| 14d          | <p>Sind Sie auf der Schule <b>überwiegend</b> in eine reine Ausländerklasse gegangen oder war das eine gemischte Schulklasse?</p> <ul style="list-style-type: none"> <li>1 reine Ausländerklasse</li> <li>2 gemischte Schulklasse</li> <li>3 trifft nicht zu</li> </ul>   |

FRAGE  
NR.:

FRAGE UND ANTWORTMÖGLICHKEITEN

14e

Gab es während Ihrer Schulzeit hier in der Bundesrepublik eine (oder mehrere) längere Unterbrechungen? Mit "länger" meine ich, daß Sie durchgehend wenigstens ein halbes Jahr abwesend waren (z.B. weil Sie nach .... (Herkunftsland) zurückgegangen sind)?

INT.: Es sind keine Ferienzeiten gemeint, sondern Abwesenheit vom regulären Schulbetrieb

- 1 ja → 14f  
2 nein → 14g

Karte 2 : 11

14f

Aus welchen Gründen haben Sie die Schulzeit in der Bundesrepublik unterbrochen?

12-17

14g

Besuchen Sie zur Zeit noch eine Schule, sind Sie in Berufsausbildung, sind Sie erwerbstätig oder sind Sie im Moment nicht berufstätig?

- 1 in Schulausbildung → 14h  
2 in Berufsausbildung → 15  
3 erwerbstätig →  
4 im Moment nicht **berufstätig** →

18

NUR AN SCHÜLER

14h

Welche Pläne haben Sie für die Zeit nach der Schule?

INT.: LISTE 6 vorlegen und gleichzeitig vorlesen !

- 1 zuerst einmal einen Beruf **erlernen** → 14i  
2 gleich nach der Schule arbeiten und **Geld** verdienen  
3 erst einmal eine **weiterführende** Schule besuchen → 25 S.17  
4 ein Studium an einer Universität aufnehmen  
5 Sonstiges, und zwar: .....  
6 keine Pläne

19

14i

Welchen Beruf möchten Sie erlernen?

- INT.: ALLE SCHÜLER WEITER MIT → 25 S.17

20-23

FRAGE  
NR.:

FRAGE UND ANTWORTMÖGLICHKEITEN

15 Was haben Sie **unmittelbar** nach Verlassen der **allgemein-**  
**bildenden Schule/nach Ihrer Einreise in die Bundesrepublik**  
**alles gemacht?**

INT.: LISTE 7 vorlegen; Mehrfachnennungen möglich!

**A Berufstätigkeit**

- 1 habe gleich eine Arbeitsstelle (ohne Lehre) erhalten
- 2 habe gleich eine Lehre angefangen
- 3 habe ein **Praktikum** gemacht
- 4 habe **gejobbt**
- 5 war arbeitslos
- 6 habe im elterlichen Haushalt mitgeholfen
- 7 war im eigenen Haushalt tätig
- 8 habe im Familienbetrieb mitgeholfen

**B Berufsvorbereitende Maßnahmen**

- 9 habe normales Berufsvorbereitungsjahr (**BVJ**) besucht
- 10 habe Berufsvorbereitungsjahr für Ausländer besucht
- 11 habe das Berufsgrundbildungsjahr (**BGJ**) besucht
- 12 habe einen **MBSE-Kursus** besucht
- 13 habe andere Lehrgänge des Arbeitsamtes besucht
- 14 habe das 10. berufsbildende Schuljahr/  
berufsbefähigende **Lehrgänge** (**BB 10**) besucht

**C habe eine weiterführende Schule besucht, und zwar:**

- 15 Berufsschule
- 16 Berufsfachschule (z.B. Handelsschule)
- 17 Fachschule
- 18 Fachoberschule
- 19 Fachhochschule
- 20 Universität
- 21 Maßnahmen des Zweiten Bildungsweges, z.B.  
**Abendrealschule, Abendgymnasium**
- 22 Sonstiges, und zwar: .....

24-46

16 Haben Sie bei Ihrer Berufswahl auch eine Einzelberatung  
vom Arbeitsamt erhalten oder ein **Berufsinformations-**  
**zentrum** aufgesucht?

- 1 ja, Einzelberatung vom Arbeitsamt
- 2 ja, Besuch eines **Berufsinformations-**  
**zentrums/Berufsinformationssteile (BIZ)**  → 17
- 3 nein, nichts davon  → 16a

48

16a Warum haben Sie nicht von diesem Beratungsangebot  
Gebrauch gemacht?

47-52

FRAGE  
NR.:

FRAGE UND ANTWORTMÖGLICHKEITEN

17

Bitte denken Sie jetzt **einmal** an die Zeit nach dem Verlassen der Schule zurück: Welche beruflichen **Pläne** hatten Sie nach der Schule?

INT.: LISTE 8 vorlegen und gleichzeitig vorlesen 1

- 1 zuerst einmal einen Beruf erlernen
- 2 gleich nach der Schule arbeiten und Geld verdienen
- 3 erst einmal eine weiterführende Schule besuchen
- 4 ein Studium an einer Universität aufnehmen
- 5 keine Pläne
- 6 Sonstiges, und zwar:.....

53

17a

Ich nenne Ihnen jetzt einige Personen und Institutionen und Sie sagen mir, wie stark Sie beeinflußt wurden, als es darum ging, eine Entscheidung für Ihre Berufswahl zu treffen. War dieser Einfluß groß, weniger **groß**, eher gering, oder war da **überhaupt** kein Einfluß vorhanden?

INT.: LISTE 9 vorlegenl Vorgaben A bis I vorlesen.

|   | groß<br>1 | weniger<br>groß<br>2 | eher<br>gering<br>3 | ohne jeden<br>Einfluß<br>4 |
|---|-----------|----------------------|---------------------|----------------------------|
| A Vater   | 1         | 2                    | 3                   | 4                          |
| B Mutter  | 1         | 2                    | 3                   | 4                          |
| C Geschwister   | 1         | 2                    | 3                   | 4                          |
| D andere Verwandte  | 1         | 2                    | 3                   | 4                          |
| E ausländische Freunde                                    | 1         | 2                    | 3                   | 4                          |
| F deutsche Freunde  | 1         | 2                    | 3                   | 4                          |
| G Lehrer an meiner früheren Schule                        | 1         | 2                    | 3                   | 4                          |
| H Berufsberater beim Arbeitsamt/Berufsinformationszentrum | 1         | 2                    | 3                   | 4                          |
| I Betriebspraktikum                                       | 1         | 2                    | 3                   | 4                          |

54-62

18

Raben Sie irgendwann während oder nach Ihrer Schulzeit nach **einem** Ausbildungsplatz gesucht?

- 1 ja
- 2 nein

18a  
23  
S.16

63

18a

Für welche Berufe haben Sie nach einem Ausbildungsplatz gesucht?

- 1. Beruf : .....
- 2. Beruf : .....
- 3. Beruf : .....

64-75

76-80 !\*tr



| FRAGE NR.: | FRAGE UND ANTWORTMÖGLICHKEITEN   |
|------------|--|
| 18b        | <p>Warum haben Sie gerade in diesem Beruf(en) nach <b>einem</b> Ausbildungsplatz gesucht?</p>  |
| 18c        | <p>Karte 3 : 11-16</p> <p>Bei wie vielen Betrieben haben Sie sich um einen Ausbildungsplatz beworben?</p> <p><input type="text"/> Betriebe</p> <p>INT.: Bei "weiß nicht(mehr)" bitte '99' eintragen</p>  |
| 18d        | <p>17-18</p> <p>Nie lange haben Sie alles in allem nach einem Ausbildungsplatz gesucht?</p> <p><input type="text"/> Monate</p> <p>INT.: wenn Befragte(r) immer noch sucht, bitte "88" eintragen, wenn sofort gefunden, bitte "00" eintragen!</p>   |
| 18e        | <p>19-20</p> <p>Raben Sie bei Ihren Bewerbungen auch an Einstellungstests teilgenommen?</p> <p>1 ja → 18f<br/>2 nein → 18g</p>   |
| 18f        | <p>21</p> <p>Nie würden Sie diese Tests beurteilen?</p>  |
| 18g        | <p>22-25</p> <p>Haben Sie eine Zusage von einem A.usbildungsbetrieb erhalten, oder war das nicht der Fall? Wenn ja, wie viele Zusagen waren das?</p> <p><input type="text"/> I Zusagen → 19</p> <p>INT.: für "keine Zusage erhalten" bitte '00' eintragen; bei "keine Zusage" WEITER MIT _____ → 18h</p> |
| 18h        | <p>26-27</p> <p>Welche Gründe gibt es Ihrer Meinung nach dafür, daß Sie (bisher) keinen Ausbildungsplatz bekommen haben?</p> <p>BEFSAGTE OHNE AUSBILDUNG WEITER MIT _____ → 24</p> <p>28-33</p>  |

FRAGE  
NR.:

FRAGE UND ANTWORTMÖGLICHKEITEN

19

INT.: FR. 19 BIS 22 NUR AN BEFRAGTE, DIE IN DER BUNDESREPUBLIK  
EINE BERUFSAUSBILDUNG BEGONNEN HABEN

In welchen Beruf haben Sie eine Berufsausbildung  
begonnen?

INT.: Detailliert mitschreiben, also nicht "Kaufmann",  
sondern "Großhandelskaufmann" etc.

.....

34-37

19a

War dieser Beruf auch Ihr Wunschberuf?

- 1 ja
- 2 nein

38

19h

Wie oder durch wen haben Sie Ihren Ausbildungsplatz  
gefunden?

INT.: offen abfragen und Zutreffendes ankreuzen;  
Sonstiges notieren - Mehrfachnennungen möglich!

- 1 durch Einschaltung des **Arbeitsamtes**
- 2 durch persönliche Beziehungen meiner Eltern
- 3 durch persönliche Beziehungen von Freunden und  
Bekanntem
- 4 durch persönliche Beziehungen **meines** Lehrers
- 5 durch eine Anzeige, die ich selbst aufgegeben habe
- 6 durch Stellenanzeigen von Ausbildungsbetrieben
- 7 durch die Teilnahme an einem Praktikum
- 8 durch direkte Nachfrage in Ausbildungsbetrieben
- 9 durch Bewerbungsschreiben
- 0 Sonstige, welche? .....

39-48

19c

Findet/fand diese Ausbildung in einem Ausbildungsbetrieb  
statt, oder in einer **Überbetrieblichen** (außerbetrieb-  
lichen) Einrichtung?

- 1 Betrieb
- 2 **außer-/Überbetrieblichen** Einrichtung
- 3 (**weiß** nicht)

50

19d

Und in welcher **Bereich** machen Sie Ihre Ausbildung  
(haben Sie Ihre Ausbildung gemacht) ? Sagen Sie es bitte  
**anhand** dieser Liste.

INT.: LISTE 10 vorlegen

- 1 Landwirtschaft
- 2 Handwerk
- 3 Industrie
- 4 Handel
- 5 **Öffentlicher** Dienst
- 6 freie Berufe
- 7 Sonstiges, und zwar: .....

51

FRAGE  
NR.:

FRAGE UND ANTWORTMÖGLICHKEITEN

19e

Und wie viele Auszubildende werden/wurden **der:**  
ausgebildet (Sie eingeschlossen) ?

LISTE 11 vorlegen

1 1, nur ich  
2 2 - 5  
3 6 - 10  
4 11 - 20  
5 Ober 20

52

19f

Raben Sie Ihre Berufsausbildung abgeschlossen, oder  
haben Sie sie vorzeitig abgebrochen oder befinden Sie  
sich noch in Ausbildung?

1 Ausbildung abgeschlossen → 22  
2 Ausbildung abgebrochen → 20  
3 bin zur Zeit noch in Ausbildung → 21

53

20

Zu welchem Zeitpunkt haben Sie Ihre Ausbildung abge-  
brochen?

INT.: nur eine Nennung 1

1 während der Probezeit  
2 in 1. Ausbildungsjahr  
3 in 2. **Ausbildungsjahr**  
4 im 3. **Ausbildungsjahr**  
5 in 4. **Ausbildungsjahr**  
6 direkt vor der Prüfung

54

20a

Weshalb haben Sie Ihre Ausbildung nicht zu Ende  
gemacht?

INT.: Offen **abfragen**, Befragten **ausführlich** begründen  
lassen und notieren; **anschließend** ankreuzen;  
Mehrfachnennungen **möglich** !

.....  
.....

1 wollte/muße Geld verdienen  
2 Ausbildung **machte** keinen Spaß  
3 Ausbildung war zu schwierig für mich  
4 Ausbildung war **körperlich** zu anstrengend für mich  
5 hatte gesundheitliche Gründe  
6 Schwierigkeiten mit Kollegen  
7 Schwierigkeiten mit Ausbildern/Lehrern  
8 Sprachschwierigkeiten  
9 Konflikte in der **Familie**  
10 **Probleme** in der Berufsschule  
11 war zwischendurch **längere** Zeit in ... (Herkunftsland)  
12 habe geheiratet  
13 Sonstiges, und zwar: .....

| FRAGE NR.: | FRAGE UND ANTWORTMÖGLICHKEITEN   |
|------------|--|
| 20b        | <p>Haben Sie danach <b>eine</b> andere <b>Berufsausbildung</b> begonnen?</p> <p>1 <b>ja</b> → 20c<br/> 2 <b>nein</b> → 24</p> <p>69</p>  |
| 20c        | <p>Welchen Ausbildungsberuf haben Sie danach begonnen?</p> <p>INT.: Ausbildungsberuf genau notieren</p> <p>.....</p> <p>70-73</p>  |
| 20d        | <p>Haben Sie diese zweite Ausbildung abgeschlossen, oder haben Sie sie vorzeitig abgebrochen oder sind Sie zur Zeit noch in dieser Ausbildung?</p> <p>1 <b>abgeschlossen</b> → 22<br/> 2 <b>abgebrochen</b> → 24<br/> 3 <b>bin zur Zeit noch in Ausbildung</b> → 21</p> <p>74</p>  |
| 21         | <p>NUR AN BEFRAGTE, DIE IM MOMENT IN AUSBILDUNG SIND</p> <p>Lassen Sie umr. einen Moment über Ihre schulische Situation sprechen. <b>Wie empfinden Sie</b> den Besuch der Berufsschule?</p> <p>INT.: LISTE 12 vorlegen</p> <p>1 möchte lieber heute als morgen aufhören<br/> 2 fällt mir recht schwer<br/> 3 es geht, ist für mich ein notwendiges übel<br/> 4 es ist ganz gut<br/> 5 macht mir richtig Spaß</p> <p>75</p> |
| 21a        | <p>Erhalten Sie im Zusammenhang mit Ihrer Berufsausbildung <b>zusätzliche</b> Hilfen, wie Stutzkurse oder Förderkurse? Welche sind das?</p> <p>INT.: LISTE 13 vorlegen</p> <p>1 <b>Deutschkurse</b> → 21b<br/> 2 <b>Kurse in Fachtheorie</b><br/> 3 <b>Mathematik-Förderung</b><br/> 4 <b>Beratung</b><br/> 5 <b>nein</b> → 21e</p> <p>76-80</p>   |

FRAGE  
NR.:

FRAGE UND ANTWORTMÖGLICHKEITEN

21b

Werden diese Förderangebote, z.B. Stützkurse nur von Ausländern wahrgenommen oder auch von Deutschen?

- 1 nur Ausländer
- 2 auch Deutsche

Kart« 4 : 11

21c

Wer führt diese Förderangebote, z.B. Stützkurse durch?

- 1 Ausbildungsstätte/Lehrbetrieb
- 2 Berufsschule
- 3 andere, und zwar: .....

12-14

2'

Finden diese Stützkurse in der Freizeit oder in der Arbeitszeit statt?

- 1 Freizeit
- 2 Arbeitszeit
- 3 (weiß nicht)

15-17

21e

Jetzt möchte ich mit Ihnen ein paar Fragen besprechen, die sich auf die Zeit nach Abschluß Ihrer jetzigen Berufsausbildung beziehen. Haben Sie die Möglichkeit, in Ihrem Ausbildungsbetrieb nach Abschluß der Ausbildung eine feste Anstellung zu bekommen?

INT.: Vorgaben vorlesen

- 1 ja, sicher
- 2 wahrscheinlich
- 3 wahrscheinlich nicht
- 4 nein
- 5 (weiß nicht)
- 6 (trifft nicht zu, überbetriebliche Ausbildung)

ALLE MOMENTAN AUSZURILDENDEN WEITER MIT...

→ 24



FRAGE  
NR.:

**FRAGE UND ANTWORTMÖGLICHKEITEN**

NUR FÜR BEFRAGTE, DIE KEINE BERUFSAUSBILDUNG BEGONNEN HABEN

23

Es kann verschiedene Gründe geben, warum **man** nach der Schule keine Berufsausbildung beginnt. **Erzählen** Sie mir doch bitte einmal, wie das bei Ihnen war. Warum haben Sie eigentlich keine Berufsausbildung angefangen?

INT.: Offen abfragen und Zutreffendes ankreuzen;  
Sonstiges notieren - Mehrfachnennungen möglich!

- 1 wollte gleich Geld **verdiener**.
- 2 habe keinen Ausbildungsplatz/Lehrstelle bekommen
- 3 hatte zu einer Berufsausbildung keine Lust
- 4 meine Eltern wollten das so
- 5 Freunde/Verwandte/Bekannte haben mir abgeraten
- 6 wußte nicht so recht, was ich werden wollte,  
habe deshalb erst einmal eine Arbeit angenommen
- 7 hatte keine Arbeitserlaubnis
- 8 ich wußte nicht, wann die Familie zurückwandert und  
ob die Zeit für eine Ausbildung reicht
- 9 wollte eigentlich gleich zurückwandern
- 0 **Sonstiges, und zwar:.....**

29-38

**WIEDER AN ALLE (AUßER SCHÜLER)**

24

Sind Sie schon einmal in der Bundesrepublik Deutschland arbeitslos gewesen?

- 1 **nein** \_\_\_\_\_ → 24c  
2 **ja** \_\_\_\_\_ → 24a

39

24a

Wie oft waren Sie in der Bundesrepublik bis jetzt arbeitslos?

J mal

40

24b

Wie lange sind Sie alles in allem arbeitslos gewesen?

/ Monate

41-42

24c

Haben Sie schon einmal an einem Weiterbildungskurs **teilgenommen**?

- 1 **ja** \_\_\_\_\_ → 24d  
2 **nein** \_\_\_\_\_ → 24e

43

24d

Was war das für ein Kurs?

44-49

24e

Sind Sie Mitglied einer Gewerkschaft?

- 1  
2 **nein**

80

WIEDER AN ALLE

25

Hie wichtig waren für Sie die folgender. Gründe, als Sie **damals** vor der Berufswahl standen?

XNT.: Für Schüler: Wie wichtig sind für Sie folgende Gründe für Ihre Berufswahl?

INT.: LISTE 14 vorlegen und Vorgaben A bis R nacheinander vorlesen !

|  | A       | B     | C       | D                                |
|--|---------|-------|---------|----------------------------------|
|  | sehr    | wich- | weniger | völlig                           |
|  | wichtig | tig   | wichtig | unwichtig/<br>trifft<br>nicht zu |

---

|  |   |   |   |   |
|--|---|---|---|---|
| A Daß ich mich für den Beruf eigne   | 1 | 2 | 3 | 4 |
| B Mit modernen Maschinen umgehen   | 1 | 2 | 3 | 4 |
| C Möglichst viel Geld verdienen  | 1 | 2 | 3 | 4 |
| D Gute Aufstiegschancen  | 1 | 2 | 3 | 4 |
| E Interessante Menschen <b>kennenlernen</b>  | 1 | 2 | 3 | 4 |
| F Daß ich an meinem Arbeitsplatz vor Entlassung sicher bin   | 1 | 2 | 3 | 4 |
| G Im Freien an der frischen Luft arbeiten  | 1 | 2 | 3 | 4 |
| H Daß die Ausbildungsvergütung möglichst hoch ist/ daß ich <b>während</b> der Ausbildung schon möglichst viel Geld bekomme | 1 | 2 | 3 | 4 |
| I Reisen können, viel unterwegs sein   | 1 | 2 | 3 | 4 |
| K Daß mir der Beruf Spaß macht   | 1 | 2 | 3 | 4 |
| L Ein sauberer Arbeitsplatz  | 1 | 2 | 3 | 4 |
| M Daß ich meine Hobbies im Beruf verwirklichen kann  | 1 | 2 | 3 | 4 |
| N Anderen Menschen helfen können   | 1 | 2 | 3 | 4 |
| O Daß ich <b>überhaupt</b> einen Ausbildungsplatz <b>bekomme</b>   | 1 | 2 | 3 | 4 |
| P Daß der Beruf in der Bundesrepublik angesehen ist  | 1 | 2 | 3 | 4 |
| Q Daß der Beruf in ..... (Herkunftsland) angesehen ist   | 1 | 2 | 3 | 4 |
| R Daß ich den Beruf sowohl in der Bundesrepublik als auch in ... (Herkunftsland) ausüben kann                              | 1 | 2 | 3 | 4 |

---



| FRAGE<br>NR.: | FRAGE UND ANTWORTMÖGLICHKEITEN   |   |                      |  |  |   |                      |  |  |   |                                |   |    |   |           |  |  |   |                                   |  |  |   |                                     |   |    |   |  |   |    |   |                  |  |  |   |                                       |  |  |    |                              |  |  |    |                               |  |  |    |                |  |  |    |                                   |  |  |    |                                      |   |    |    |                    |  |  |    |                |  |  |    |  |   |    |    |   |   |    |    |                                  |   |    |    |                          |   |    |    |   |  |  |    |  |   |    |
|---------------|--|---|----------------------|--|--|---|----------------------|--|--|---|--------------------------------|---|----|---|-----------|--|--|---|-----------------------------------|--|--|---|-------------------------------------|---|----|---|--|---|----|---|------------------|--|--|---|---------------------------------------|--|--|----|------------------------------|--|--|----|-------------------------------|--|--|----|----------------|--|--|----|-----------------------------------|--|--|----|--------------------------------------|---|----|----|--------------------|--|--|----|----------------|--|--|----|--|---|----|----|---|---|----|----|----------------------------------|---|----|----|--------------------------|---|----|----|---|--|--|----|--|---|----|
| 25a           | <p>Nehmen wir einmal an, Sie würden aber ausreichend Geld verfügen: Können Sie sich dann ein Leben ohne bezahlte Arbeit vorstellen?</p> <p>1<br/>2 nein</p> <p>68</p>  |   |                      |  |  |   |                      |  |  |   |                                |   |    |   |           |  |  |   |                                   |  |  |   |                                     |   |    |   |  |   |    |   |                  |  |  |   |                                       |  |  |    |                              |  |  |    |                               |  |  |    |                |  |  |    |                                   |  |  |    |                                      |   |    |    |                    |  |  |    |                |  |  |    |  |   |    |    |   |   |    |    |                                  |   |    |    |                          |   |    |    |   |  |  |    |  |   |    |
| 26            | <p>Hier ist eine Liste mit Dingen, die man tun kann. Würden Sie sie bitte einmal durchgehen und sagen, was auf Sie <u>im Moment</u> zutrifft.</p> <p>INT.: LISTE 15 vorlegen; nur eine Nennung möglich !</p> <p><b>A</b> Schüler/Student und zwar:</p> <table border="0"> <tr><td>1</td><td>Hauptschule</td><td></td><td></td></tr> <tr><td>2</td><td>Sonderschule</td><td></td><td></td></tr> <tr><td>3</td><td>Realschule</td><td></td><td></td></tr> <tr><td>4</td><td>Gymnasium</td><td></td><td></td></tr> <tr><td>5</td><td>Gesamtschule</td><td></td><td></td></tr> <tr><td>6</td><td>Hochschule/Fachhochschule</td><td>→</td><td>34</td></tr> <tr><td>7</td><td>Sonstige weiterführende Schule</td><td></td><td></td></tr> <tr><td>8</td><td>Berufsfachschule</td><td></td><td></td></tr> <tr><td>9</td><td>Kurse, z.B. Hauptschulabschluß (HASA)</td><td></td><td></td></tr> <tr><td>10</td><td>Berufsvorbereitende Maßnahme</td><td></td><td></td></tr> <tr><td>11</td><td>Berufsgrundbildungsjahr (BGJ)</td><td></td><td></td></tr> <tr><td>12</td><td>Sonstige _____</td><td></td><td></td></tr> </table> <p><b>B</b> ia Moment nicht <b>berufstätig</b></p> <table border="0"> <tr><td>13</td><td>arbeitslos, suche eine Lehrstelle</td><td></td><td></td></tr> <tr><td>14</td><td>arbeitslos, suche eine Arbeitsstelle</td><td>→</td><td>33</td></tr> <tr><td>15</td><td>helfe zu Hause mit</td><td></td><td></td></tr> <tr><td>16</td><td>Hausfrau _____</td><td></td><td></td></tr> </table> <p><b>C</b> erwerbstätig</p> <table border="0"> <tr><td>17</td><td>Vollzeit beschilftigt (nicht <b>Ausbildung</b>)</td><td>→</td><td>27</td></tr> <tr><td>18</td><td>Teilzeit beschäftigt (nicht <b>Ausbildung</b>)</td><td>→</td><td>30</td></tr> <tr><td>19</td><td>in Berufsausbildung, Lehr« _____</td><td>→</td><td>31</td></tr> <tr><td>20</td><td><b>Selbständig</b> _____</td><td>→</td><td>31</td></tr> </table> <p><b>D</b> Gelegenheitsarbeit</p> <table border="0"> <tr><td>21</td><td>Gelegenheitsarbeit, suche etwas anderes</td><td></td><td></td></tr> <tr><td>22</td><td>Gelegenheitsarbeit, suche nichts anderes</td><td>→</td><td>27</td></tr> </table> <p>69-70</p> | 1 | Hauptschule          |  |  | 2 | Sonderschule         |  |  | 3 | Realschule                     |   |    | 4 | Gymnasium |  |  | 5 | Gesamtschule                      |  |  | 6 | Hochschule/Fachhochschule           | → | 34 | 7 | Sonstige weiterführende Schule                     |   |    | 8 | Berufsfachschule |  |  | 9 | Kurse, z.B. Hauptschulabschluß (HASA) |  |  | 10 | Berufsvorbereitende Maßnahme |  |  | 11 | Berufsgrundbildungsjahr (BGJ) |  |  | 12 | Sonstige _____ |  |  | 13 | arbeitslos, suche eine Lehrstelle |  |  | 14 | arbeitslos, suche eine Arbeitsstelle | → | 33 | 15 | helfe zu Hause mit |  |  | 16 | Hausfrau _____ |  |  | 17 | Vollzeit beschilftigt (nicht <b>Ausbildung</b> ) | → | 27 | 18 | Teilzeit beschäftigt (nicht <b>Ausbildung</b> ) | → | 30 | 19 | in Berufsausbildung, Lehr« _____ | → | 31 | 20 | <b>Selbständig</b> _____ | → | 31 | 21 | Gelegenheitsarbeit, suche etwas anderes |  |  | 22 | Gelegenheitsarbeit, suche nichts anderes | → | 27 |
| 1             | Hauptschule  |   |                      |  |  |   |                      |  |  |   |                                |   |    |   |           |  |  |   |                                   |  |  |   |                                     |   |    |   |  |   |    |   |                  |  |  |   |                                       |  |  |    |                              |  |  |    |                               |  |  |    |                |  |  |    |                                   |  |  |    |                                      |   |    |    |                    |  |  |    |                |  |  |    |  |   |    |    |   |   |    |    |                                  |   |    |    |                          |   |    |    |   |  |  |    |  |   |    |
| 2             | Sonderschule   |   |                      |  |  |   |                      |  |  |   |                                |   |    |   |           |  |  |   |                                   |  |  |   |                                     |   |    |   |  |   |    |   |                  |  |  |   |                                       |  |  |    |                              |  |  |    |                               |  |  |    |                |  |  |    |                                   |  |  |    |                                      |   |    |    |                    |  |  |    |                |  |  |    |  |   |    |    |   |   |    |    |                                  |   |    |    |                          |   |    |    |   |  |  |    |  |   |    |
| 3             | Realschule   |   |                      |  |  |   |                      |  |  |   |                                |   |    |   |           |  |  |   |                                   |  |  |   |                                     |   |    |   |  |   |    |   |                  |  |  |   |                                       |  |  |    |                              |  |  |    |                               |  |  |    |                |  |  |    |                                   |  |  |    |                                      |   |    |    |                    |  |  |    |                |  |  |    |  |   |    |    |   |   |    |    |                                  |   |    |    |                          |   |    |    |   |  |  |    |  |   |    |
| 4             | Gymnasium  |   |                      |  |  |   |                      |  |  |   |                                |   |    |   |           |  |  |   |                                   |  |  |   |                                     |   |    |   |  |   |    |   |                  |  |  |   |                                       |  |  |    |                              |  |  |    |                               |  |  |    |                |  |  |    |                                   |  |  |    |                                      |   |    |    |                    |  |  |    |                |  |  |    |  |   |    |    |   |   |    |    |                                  |   |    |    |                          |   |    |    |   |  |  |    |  |   |    |
| 5             | Gesamtschule   |   |                      |  |  |   |                      |  |  |   |                                |   |    |   |           |  |  |   |                                   |  |  |   |                                     |   |    |   |  |   |    |   |                  |  |  |   |                                       |  |  |    |                              |  |  |    |                               |  |  |    |                |  |  |    |                                   |  |  |    |                                      |   |    |    |                    |  |  |    |                |  |  |    |  |   |    |    |   |   |    |    |                                  |   |    |    |                          |   |    |    |   |  |  |    |  |   |    |
| 6             | Hochschule/Fachhochschule  | → | 34                   |  |  |   |                      |  |  |   |                                |   |    |   |           |  |  |   |                                   |  |  |   |                                     |   |    |   |  |   |    |   |                  |  |  |   |                                       |  |  |    |                              |  |  |    |                               |  |  |    |                |  |  |    |                                   |  |  |    |                                      |   |    |    |                    |  |  |    |                |  |  |    |  |   |    |    |   |   |    |    |                                  |   |    |    |                          |   |    |    |   |  |  |    |  |   |    |
| 7             | Sonstige weiterführende Schule   |   |                      |  |  |   |                      |  |  |   |                                |   |    |   |           |  |  |   |                                   |  |  |   |                                     |   |    |   |  |   |    |   |                  |  |  |   |                                       |  |  |    |                              |  |  |    |                               |  |  |    |                |  |  |    |                                   |  |  |    |                                      |   |    |    |                    |  |  |    |                |  |  |    |  |   |    |    |   |   |    |    |                                  |   |    |    |                          |   |    |    |   |  |  |    |  |   |    |
| 8             | Berufsfachschule   |   |                      |  |  |   |                      |  |  |   |                                |   |    |   |           |  |  |   |                                   |  |  |   |                                     |   |    |   |  |   |    |   |                  |  |  |   |                                       |  |  |    |                              |  |  |    |                               |  |  |    |                |  |  |    |                                   |  |  |    |                                      |   |    |    |                    |  |  |    |                |  |  |    |  |   |    |    |   |   |    |    |                                  |   |    |    |                          |   |    |    |   |  |  |    |  |   |    |
| 9             | Kurse, z.B. Hauptschulabschluß (HASA)  |   |                      |  |  |   |                      |  |  |   |                                |   |    |   |           |  |  |   |                                   |  |  |   |                                     |   |    |   |  |   |    |   |                  |  |  |   |                                       |  |  |    |                              |  |  |    |                               |  |  |    |                |  |  |    |                                   |  |  |    |                                      |   |    |    |                    |  |  |    |                |  |  |    |  |   |    |    |   |   |    |    |                                  |   |    |    |                          |   |    |    |   |  |  |    |  |   |    |
| 10            | Berufsvorbereitende Maßnahme   |   |                      |  |  |   |                      |  |  |   |                                |   |    |   |           |  |  |   |                                   |  |  |   |                                     |   |    |   |  |   |    |   |                  |  |  |   |                                       |  |  |    |                              |  |  |    |                               |  |  |    |                |  |  |    |                                   |  |  |    |                                      |   |    |    |                    |  |  |    |                |  |  |    |  |   |    |    |   |   |    |    |                                  |   |    |    |                          |   |    |    |   |  |  |    |  |   |    |
| 11            | Berufsgrundbildungsjahr (BGJ)  |   |                      |  |  |   |                      |  |  |   |                                |   |    |   |           |  |  |   |                                   |  |  |   |                                     |   |    |   |  |   |    |   |                  |  |  |   |                                       |  |  |    |                              |  |  |    |                               |  |  |    |                |  |  |    |                                   |  |  |    |                                      |   |    |    |                    |  |  |    |                |  |  |    |  |   |    |    |   |   |    |    |                                  |   |    |    |                          |   |    |    |   |  |  |    |  |   |    |
| 12            | Sonstige _____   |   |                      |  |  |   |                      |  |  |   |                                |   |    |   |           |  |  |   |                                   |  |  |   |                                     |   |    |   |  |   |    |   |                  |  |  |   |                                       |  |  |    |                              |  |  |    |                               |  |  |    |                |  |  |    |                                   |  |  |    |                                      |   |    |    |                    |  |  |    |                |  |  |    |  |   |    |    |   |   |    |    |                                  |   |    |    |                          |   |    |    |   |  |  |    |  |   |    |
| 13            | arbeitslos, suche eine Lehrstelle  |   |                      |  |  |   |                      |  |  |   |                                |   |    |   |           |  |  |   |                                   |  |  |   |                                     |   |    |   |  |   |    |   |                  |  |  |   |                                       |  |  |    |                              |  |  |    |                               |  |  |    |                |  |  |    |                                   |  |  |    |                                      |   |    |    |                    |  |  |    |                |  |  |    |  |   |    |    |   |   |    |    |                                  |   |    |    |                          |   |    |    |   |  |  |    |  |   |    |
| 14            | arbeitslos, suche eine Arbeitsstelle   | → | 33                   |  |  |   |                      |  |  |   |                                |   |    |   |           |  |  |   |                                   |  |  |   |                                     |   |    |   |  |   |    |   |                  |  |  |   |                                       |  |  |    |                              |  |  |    |                               |  |  |    |                |  |  |    |                                   |  |  |    |                                      |   |    |    |                    |  |  |    |                |  |  |    |  |   |    |    |   |   |    |    |                                  |   |    |    |                          |   |    |    |   |  |  |    |  |   |    |
| 15            | helfe zu Hause mit   |   |                      |  |  |   |                      |  |  |   |                                |   |    |   |           |  |  |   |                                   |  |  |   |                                     |   |    |   |  |   |    |   |                  |  |  |   |                                       |  |  |    |                              |  |  |    |                               |  |  |    |                |  |  |    |                                   |  |  |    |                                      |   |    |    |                    |  |  |    |                |  |  |    |  |   |    |    |   |   |    |    |                                  |   |    |    |                          |   |    |    |   |  |  |    |  |   |    |
| 16            | Hausfrau _____   |   |                      |  |  |   |                      |  |  |   |                                |   |    |   |           |  |  |   |                                   |  |  |   |                                     |   |    |   |  |   |    |   |                  |  |  |   |                                       |  |  |    |                              |  |  |    |                               |  |  |    |                |  |  |    |                                   |  |  |    |                                      |   |    |    |                    |  |  |    |                |  |  |    |  |   |    |    |   |   |    |    |                                  |   |    |    |                          |   |    |    |   |  |  |    |  |   |    |
| 17            | Vollzeit beschilftigt (nicht <b>Ausbildung</b> )   | → | 27                   |  |  |   |                      |  |  |   |                                |   |    |   |           |  |  |   |                                   |  |  |   |                                     |   |    |   |  |   |    |   |                  |  |  |   |                                       |  |  |    |                              |  |  |    |                               |  |  |    |                |  |  |    |                                   |  |  |    |                                      |   |    |    |                    |  |  |    |                |  |  |    |  |   |    |    |   |   |    |    |                                  |   |    |    |                          |   |    |    |   |  |  |    |  |   |    |
| 18            | Teilzeit beschäftigt (nicht <b>Ausbildung</b> )  | → | 30                   |  |  |   |                      |  |  |   |                                |   |    |   |           |  |  |   |                                   |  |  |   |                                     |   |    |   |  |   |    |   |                  |  |  |   |                                       |  |  |    |                              |  |  |    |                               |  |  |    |                |  |  |    |                                   |  |  |    |                                      |   |    |    |                    |  |  |    |                |  |  |    |  |   |    |    |   |   |    |    |                                  |   |    |    |                          |   |    |    |   |  |  |    |  |   |    |
| 19            | in Berufsausbildung, Lehr« _____   | → | 31                   |  |  |   |                      |  |  |   |                                |   |    |   |           |  |  |   |                                   |  |  |   |                                     |   |    |   |  |   |    |   |                  |  |  |   |                                       |  |  |    |                              |  |  |    |                               |  |  |    |                |  |  |    |                                   |  |  |    |                                      |   |    |    |                    |  |  |    |                |  |  |    |  |   |    |    |   |   |    |    |                                  |   |    |    |                          |   |    |    |   |  |  |    |  |   |    |
| 20            | <b>Selbständig</b> _____   | → | 31                   |  |  |   |                      |  |  |   |                                |   |    |   |           |  |  |   |                                   |  |  |   |                                     |   |    |   |  |   |    |   |                  |  |  |   |                                       |  |  |    |                              |  |  |    |                               |  |  |    |                |  |  |    |                                   |  |  |    |                                      |   |    |    |                    |  |  |    |                |  |  |    |  |   |    |    |   |   |    |    |                                  |   |    |    |                          |   |    |    |   |  |  |    |  |   |    |
| 21            | Gelegenheitsarbeit, suche etwas anderes  |   |                      |  |  |   |                      |  |  |   |                                |   |    |   |           |  |  |   |                                   |  |  |   |                                     |   |    |   |  |   |    |   |                  |  |  |   |                                       |  |  |    |                              |  |  |    |                               |  |  |    |                |  |  |    |                                   |  |  |    |                                      |   |    |    |                    |  |  |    |                |  |  |    |  |   |    |    |   |   |    |    |                                  |   |    |    |                          |   |    |    |   |  |  |    |  |   |    |
| 22            | Gelegenheitsarbeit, suche nichts anderes   | → | 27                   |  |  |   |                      |  |  |   |                                |   |    |   |           |  |  |   |                                   |  |  |   |                                     |   |    |   |  |   |    |   |                  |  |  |   |                                       |  |  |    |                              |  |  |    |                               |  |  |    |                |  |  |    |                                   |  |  |    |                                      |   |    |    |                    |  |  |    |                |  |  |    |  |   |    |    |   |   |    |    |                                  |   |    |    |                          |   |    |    |   |  |  |    |  |   |    |
| 27            | <p>INT.: FR. 27-30 <u>NUR AN ERWERBSTÄTIGE (INCL. GELEGENHEITSARBEITER)</u></p> <p>Nun würde ich gern mit Ihnen darüber sprechen, was Sie beruflich machen, d. h. welche Tätigkeit Sie zur Zeit ausüben.</p> <table border="0"> <tr><td>1</td><td>ungelernter Arbeiter</td><td></td><td></td></tr> <tr><td>2</td><td>angelernter Arbeiter</td><td></td><td></td></tr> <tr><td>3</td><td>Facharbeiter, Geselle, Gehilfe</td><td>→</td><td>29</td></tr> <tr><td>4</td><td>Meister</td><td></td><td></td></tr> <tr><td>5</td><td>einfacher, mittlerer Angestellter</td><td></td><td></td></tr> <tr><td>6</td><td>leitender <b>Angestellter</b> _____</td><td></td><td></td></tr> <tr><td>7</td><td>im Betrieb mithelfender <b>Familienangehöriger</b></td><td>→</td><td>28</td></tr> </table> <p>71</p>   | 1 | ungelernter Arbeiter |  |  | 2 | angelernter Arbeiter |  |  | 3 | Facharbeiter, Geselle, Gehilfe | → | 29 | 4 | Meister   |  |  | 5 | einfacher, mittlerer Angestellter |  |  | 6 | leitender <b>Angestellter</b> _____ |   |    | 7 | im Betrieb mithelfender <b>Familienangehöriger</b> | → | 28 |   |                  |  |  |   |                                       |  |  |    |                              |  |  |    |                               |  |  |    |                |  |  |    |                                   |  |  |    |                                      |   |    |    |                    |  |  |    |                |  |  |    |  |   |    |    |   |   |    |    |                                  |   |    |    |                          |   |    |    |   |  |  |    |  |   |    |
| 1             | ungelernter Arbeiter   |   |                      |  |  |   |                      |  |  |   |                                |   |    |   |           |  |  |   |                                   |  |  |   |                                     |   |    |   |  |   |    |   |                  |  |  |   |                                       |  |  |    |                              |  |  |    |                               |  |  |    |                |  |  |    |                                   |  |  |    |                                      |   |    |    |                    |  |  |    |                |  |  |    |  |   |    |    |   |   |    |    |                                  |   |    |    |                          |   |    |    |   |  |  |    |  |   |    |
| 2             | angelernter Arbeiter   |   |                      |  |  |   |                      |  |  |   |                                |   |    |   |           |  |  |   |                                   |  |  |   |                                     |   |    |   |  |   |    |   |                  |  |  |   |                                       |  |  |    |                              |  |  |    |                               |  |  |    |                |  |  |    |                                   |  |  |    |                                      |   |    |    |                    |  |  |    |                |  |  |    |  |   |    |    |   |   |    |    |                                  |   |    |    |                          |   |    |    |   |  |  |    |  |   |    |
| 3             | Facharbeiter, Geselle, Gehilfe   | → | 29                   |  |  |   |                      |  |  |   |                                |   |    |   |           |  |  |   |                                   |  |  |   |                                     |   |    |   |  |   |    |   |                  |  |  |   |                                       |  |  |    |                              |  |  |    |                               |  |  |    |                |  |  |    |                                   |  |  |    |                                      |   |    |    |                    |  |  |    |                |  |  |    |  |   |    |    |   |   |    |    |                                  |   |    |    |                          |   |    |    |   |  |  |    |  |   |    |
| 4             | Meister  |   |                      |  |  |   |                      |  |  |   |                                |   |    |   |           |  |  |   |                                   |  |  |   |                                     |   |    |   |  |   |    |   |                  |  |  |   |                                       |  |  |    |                              |  |  |    |                               |  |  |    |                |  |  |    |                                   |  |  |    |                                      |   |    |    |                    |  |  |    |                |  |  |    |  |   |    |    |   |   |    |    |                                  |   |    |    |                          |   |    |    |   |  |  |    |  |   |    |
| 5             | einfacher, mittlerer Angestellter  |   |                      |  |  |   |                      |  |  |   |                                |   |    |   |           |  |  |   |                                   |  |  |   |                                     |   |    |   |  |   |    |   |                  |  |  |   |                                       |  |  |    |                              |  |  |    |                               |  |  |    |                |  |  |    |                                   |  |  |    |                                      |   |    |    |                    |  |  |    |                |  |  |    |  |   |    |    |   |   |    |    |                                  |   |    |    |                          |   |    |    |   |  |  |    |  |   |    |
| 6             | leitender <b>Angestellter</b> _____  |   |                      |  |  |   |                      |  |  |   |                                |   |    |   |           |  |  |   |                                   |  |  |   |                                     |   |    |   |  |   |    |   |                  |  |  |   |                                       |  |  |    |                              |  |  |    |                               |  |  |    |                |  |  |    |                                   |  |  |    |                                      |   |    |    |                    |  |  |    |                |  |  |    |  |   |    |    |   |   |    |    |                                  |   |    |    |                          |   |    |    |   |  |  |    |  |   |    |
| 7             | im Betrieb mithelfender <b>Familienangehöriger</b>   | → | 28                   |  |  |   |                      |  |  |   |                                |   |    |   |           |  |  |   |                                   |  |  |   |                                     |   |    |   |  |   |    |   |                  |  |  |   |                                       |  |  |    |                              |  |  |    |                               |  |  |    |                |  |  |    |                                   |  |  |    |                                      |   |    |    |                    |  |  |    |                |  |  |    |  |   |    |    |   |   |    |    |                                  |   |    |    |                          |   |    |    |   |  |  |    |  |   |    |

FRAGE  
NR.:


FRAGE UND ANTWORTMÖGLICHKEITEN

28

INT.: **FR. 28** NUR AN MITHELLENDE FAMILIENANGEHÖRIGE IM BETRIEB

Wenn Sie die Wahl **hätten**, würden Sie dann gern beruflich etwas anderes machen? Wenn ja, was würden Sie gern anderes machen?

- 1 ja, und zwar:.....
- 2 nein'

INT.: MITHELLENDE FAMILIENANGEHÖRIGE WEITER MIT  34  
7 5 4

72-77

78-80 Leer

29

INT.: AN ERWERBSTÄTIGE (OHNE AUSZUBILDENDE UND SELBSTÄNDIGE)

Haben Sie einen befristeten oder einen unbefristeten **Arbeitsvertrag**?

- 1 befristet
- 2 unbefristet

Kart« S : 11

29a

Arbeiten Sie im Schichtbetrieb?

- 1 ja
- 2 nein

12

29b

Sind die Deutschen, mit denen Sie zusammenarbeiten, ...

INT.: Mehrfachnennungen möglich

- 1 **Vorgesetzte** ? 
- 2 Kollegen ?  29c
- 3 Untergebene ? 
- 4 (trifft nicht **zu**,  
**arbeite nicht mit Deutschen zusammen**)  30

13-16

29c

Wenn Sie Ihren Arbeitsplatz mit dem Ihrer deutschen Arbeitskollegen vergleichen: würden Sie dann gern den Arbeitsplatz mit ihnen **tauschen**?

- 1 ja
- 2 nein

17

29d

**Warum** ist das so? Bitte nennen Sie mir den Grund dafür.

18-23

FRAGE  
NR.:

FRAGE UND ANTWORTMÖGLICHKEITEN




INT.: AN ERWERBSTÄTIGE (INCL. GELEGENHEITSARBEITER) UND  
AUSZUBILDENDE (NICHT SELBSTÄNDIGE)

30 Wie ist das bei Ihnen : Befürchten Sie, daß Sie innerhalb  
der nächsten Jahre arbeitslos werden könnten?  
Halten Sie das für: ...

- 1 wahrscheinlich ?
- 2 möglich ?
- 3 eher unwahrscheinlich ?
- 4 ganz ausgeschlossen ?

24

30a Am Arbeitsplatz/Ausbildungsplatz kann es ja immer wieder  
einmal zu Schwierigkeiten und Problemen kommen. Wie ist  
das bei Ihnen? Haben Sie manchmal solche Schwierigkeiten?  
Ist das häufig, selten oder nie der Fall?

- 1 häufig   30b
- 2 selten   31
- 3 nie   31

25

30b Welche Probleme sind das im einzelnen?

INT.: Offen abfragen und zutreffendes ankreuzen, Sonstiges  
notieren - Mehrfachnennungen möglich

- 1 Verständigungsschwierigkeiten/sprachliche Schwierig-  
keiten
- 2 Xrger mit deutschen Kollegen/Auszubildenden
- 3 Xrger mit deutscher Vorgesetzten
- 4 Xrger mit ausländischen Vorgesetzten
- 5 Xrger mit ausländischen Kollegen/Auszubildenden
- 6 Schwierigkeitsgrad der Arbeit
- 7 Zuweisung unangenehmer Arbeiten
- 3 hohe Intensität der Arbeit/Arbeitsanfall
- 9 Schmutz/Staub
- 10 Lärm
- 11 Hitze/Kälte
- 12 geringe Anforderungen
- 13 ich muß Überstunden machen
- 14 die Ausbildung im Betrieb ist mit dem Unterricht  
in der Berufsschule gar nicht abgestimmt
- 15 man wird als Auszubildender als billige  
Arbeitskraft ausgenutzt
- 16 Ausbilder können nicht erklären
- 17 Sonstiges, und zwar:

.....

FRAGE  
NR.:

FRAGE UND ANTWORTMÖGLICHKEITEN

INT.: AN ERWERBSTÄTIGE (INCL. GELEGENHEITSARBEITER), AUS-  
ZUBILDENDE UND **SELBSTÄNDIGE**

31

Wenn Sie so an Ihre jetzige Arbeit/Ausbildung denken:  
Welche der folgenden Aussagen entsprechen Ihrer  
Einstellung zur Arbeit am ehesten?

- 1 ja, macht richtig Spaß
- 2 ja, ist **ziemlich** gut
- 3 es geht, ist notwendig
- 4 die Ausbildung/Arbeit fällt mir ziemlich schwer
- 5 möchte lieber heute als morgen **aufhören**

43

31a

In welcher Branche ist Ihr Betrieb hauptsächlich tätig?

INT.: LISTE 16 vorlegen

- 1 verarbeitendes Gewerbe - Industrie
- 2 verarbeitendes Gewerbe - Handwerk
- 3 Baugewerbe (Roch- u. Tiefbau, Baunebengewerbe)
- 4 **Hotel-** und Gaststättengewerbe
- 5 Land- und Forstwirtschaft, Fischerei, Tierhaltung
- 6 Energiewirtschaft, Wasserversorgung, Bergbau
- 7 Einzelhandel
- 8 Großhandel
- 9 **Banken/Kreditinstitute/Versicherungen**
- 10 Post und Bahn
- 11 **sonst.** Transport und Verkehr, **Nachrichtenübermittlung**
- 12 Gesundheitswesen
- 13 sonst. Dienstleistungen von Unternehmen
- 14 private Haushalte
- 15 sonstige Wirtschaftsbereiche, welche?

.....

44-45

31b

Wie viele Beschäftigte arbeiten in Ihrem Betrieb?

- 1 nur ich
- 2 2 - 9 Beschäftigte
- 3 10 - 49 Beschäftigte
- 4 **50 - 99** Beschäftigte
- 5 100 - 499 Beschäftigte
- 6 **über 500** Beschäftigte

INTERVIEWER: Bitte einordnen! Welche der folgenden **Berufs-**  
situationen trifft für den Befragten **zu?** (vgl. Frage 26)

- |   |  |   |    |
|---|--|---|----|
| 1 | ist selbständig (Kat. 20, Fr. 26)          | → | 32 |
| 2 | macht Gelegenheitsarbeit,                  |   |    |
|   | sucht aber etwas anderes (Kat. 21, Fr. 26) | → | 33 |
| 3 | nichts davon                               | → | 34 |

46 - 47

FRAGE  
NR.:

FRAGE UND ANTWORTMÖGLICHKEITEN

INT.: NUR AN **SELBSTÄNDIGE**

32 Wann haben Sie sich beruflich **selbständig** gemacht?

19

48-49

32a I Welches waren die Gründe dafür, daß Sie sich damals  
selbständig gemacht haben ?

50-55

32b Als Sie **sich** damals selbständig gemacht haben, welche  
Unterstützungen haben Sie da erhalten?

56-59

32c I Wenn Sie einmal an die Kunden Ihres Betriebes denken:  
Sind das **überwiegend** Ausländer, überwiegend Deutsche  
oder etwa gleichviel Ausländer und Deutsche?

- 1 **überwiegend** Ausländer
- 2 **überwiegend** Deutsche
- 3 gleichviel Ausländer und Deutsche

60

32d Würden Sie einem ausländischen Freund **empfehlen**, sich  
selbständig zu machen?

- 1 ja
- 2 nein
- 3 (kommt darauf an)

INT.: ALLE SELBSTÄNDIGEN weiter mit  $\longrightarrow$  34

FRAGE  
NR.:

FRAGE UND ANTWORTMÖGLICHKEITEN

INT.: NUR AN ARBEITSLOSE UNG GELEGENHEITSARBEITER,  
DIE ETWAS ANDERES SUCHEN

33

Wie lange dauert Ihre jetzige Arbeitslosigkeit schon?

1 t Monate

62-63

33a

sind Sie zur Zeit beim **Arbeitsamt** arbeitslos gemeldet?

- 1 ja
- 2 nein

64

3:

Erhalten Sie Arbeitslosengeld oder Arbeitslosen-  
hilfe?

- 1 ja, **Arbeitslosengeld**
- 2 ja, **Arbeitslosenhilfe**
- 3 nein

33d  
33c

65

33c

Haben Sie einen Antrag auf Arbeitslosengeld oder  
-hilfe gestellt?

- 1 ja
- 2 nein

66

33d

Es gibt ja unterschiedliche Möglichkeiten, eine Arbeits-  
stelle zu finden. Hier auf dieser Liste stehen einige  
davon. Sagen Sie mir bitte, welche Sie bereits ausprobiert  
haben -

INT.: LISTE 17 vorlegen und gleichzeitig vorlesen;  
**Mehrfachnennungen!**

- 1 selbständig **Stellenanzeigen**  
durchsehen und Bewerbungen  
schreiben
- 2 Betriebe ohne **Stellenausschreibungen**  
anschreiben
- 3 **Verwandte** nach einer freien Stelle  
umhören lassen
- 4 Bekannte nach einer freien Stelle  
umhören lassen
- 5 an **Weiterbildungsmaßnahmen/Umschulungs-**  
**maßnahmen teilnehmen**
- 6 **Sonstiges, und zwar:** .....

67-72

73-80 leer

FRAGE  
NR.:

FRAGE UND ANTWORTMÖGLICHKEITEN

WIEDER AN ALLE

34

Ich lese Ihnen jetzt verschiedene Dinge vor, die im Leben wichtig sein können. Sagen Sie mir bitte zu allen genannten Dingen, wie wichtig sie für Sie sind, indem Sie Schulnoten verteilen zwischen 1 und 6. Also z.B.: wenn Sie das Familienleben sehr wichtig finden, sagen Sie 1, ist es wichtig, dann sagen Sie 2, ist es nicht so wichtig, die 3, ist es unwichtig, die 4, und ist es für Sie sehr unwichtig, die 5 oder ganz unwichtig, die 6.

LISTE 18 vorlegen

| INT.: bitte vorlesen                           | Noten |   |   |     |   |   |
|--|-------|---|---|-----|---|---|
|  | 1     | 2 | 3 | 4   | 5 | 6 |
| Essen und Trinken                              | 1     | 2 | 3 | 4   | 5 | 6 |
| Kleidung                                       | 1     | 2 | 3 | 4   | 5 | 6 |
| <b>Fernsehen</b> , Schallplatten, Stereoanlage | 1     | 2 | 3 | 4   | 5 | 6 |
| Berufsausbildung                               | 1     | 2 | 3 | 4   | 5 | 6 |
| mit anderen Freunden Zusammensein              | 1     | 2 | 3 | 4   | 5 | 6 |
| Mofa, Moped, Auto                              | 1     | 2 | 3 | 4   | 5 | 6 |
| <b>Jugendzeitschriften</b>                     | 1     | 2 | 3 | 4   | 5 | 6 |
| <b>Geld</b>                                    | X     | 2 | 3 | 4   | 5 | 6 |
| Sport  | 1     | 2 | 3 | 4   | 5 | 6 |
| Familienleben                                  | 1     | 2 | 3 | 4   | 5 | 6 |
| Arbeit   | 1     | 2 | 3 | 4   | 5 | 6 |
| in Diskothek gehen                             | 1     | 2 | 3 | 4   | 5 | 6 |
| politische <b>Betätigung</b>                   | 1     | 2 | 3 | 4   | 5 | 6 |
| mit <b>Freund/Freundin</b> Zusammensein        | 1     | 2 | 3 | 4   | 5 | 6 |
| Lesen  | 1     | 2 | 3 | 4   | 5 | 6 |
| ins Kino gehen                                 | 1     | 2 | 3 | 4   | 5 | 6 |
| sich <b>unterhalten</b>                        | 1     | 2 | 3 | 4   | 5 | 6 |
| Video  | 1     | 2 | 3 | * > | 5 | 6 |
| Computer/Computerspiele                        | 1     | 2 | 3 | 4   | 5 | 6 |
| Urlaub   | 1     | 2 | 3 | 4   | 5 | 6 |
| Schule   | 1     | 2 | 3 | 4   | 5 | 6 |
| Musik machen                                   | 1     | 2 | 3 | 4   | 5 | 6 |
| <b>Religiösität/Glauben</b>                    | 1     | 2 | 3 | 4   | 5 | 6 |
| Liebe zum Vaterland                            | 1     | 2 | 3 | < 4 | 5 | 6 |
| sich etwas leisten können                      | 1     | 2 | 3 | 4   | 5 | 6 |
| Treue <b>zur (Ehe-)Partner</b>                 | 1     | 2 | 3 | 4   | 5 | 6 |

Sonstiges, und zwar:

..... 1 2 3 4 5 6

FRAGE  
NR.:

FRAGE UND ANTWORTMÖGLICHKEITEN

35

Wenn Sie an die Ansichten Ihrer Eltern **denken**, in welchen **der** folgenden Fragen **stimmen** Sie mit Ihren Eltern am meisten **Überein**?

TNT.: Mehrfachnennungen möglich

- 1 **Öffentliche Angelegenheiten** und Politik
- 2 **Probleme** von Arbeit, Beruf und Schule
- 3 **Religiöse** Fragen
- 4 **Nationalität** Ihres festen Freundes/Partners
- 5 Umgang mit deutschen Freunden
- 6 Umgang mit Freunden Ihrer **Nationalität**

38-43

36

Wie **kommen** Sie im allgemeinen mit Ihren Eltern zurecht?  
Wie ist das mit Ihrer Mutter?

- 1 sehr gut
- 2 gut
- 3 zufriedenstellend
- 4 schlecht
- 5 sehr schlecht
- 6 trifft nicht zu

44

36a

Und wie kommen Sie im allgemeinen mit Ihrem Vater zurecht?

- 1 sehr gut
- 2 gut
- 3 **zufriedenstellend**
- 4 schlecht
- 5 sehr schlecht
- 6 trifft nicht zu

45

37

Wie ist das mit dem Raus in dem Sie wohnen?  
Leben da ...

- 1 nur **ausländische** Familien?
- 2 mehr **ausländische** als deutsche Familien?
- 3 mehr deutsche als ausländische Familien? oder
- 4 **ungefähr** gleich viele ausländische und deutsche Familien?
- 5 (**weiß** nicht/trifft nicht zu)

46

37a

Wenn Sie an die **Umgebung** denken, wohnen hier ...

- 1 vor allem Ausländer?
- 2 vor allem Deutsche? oder
- 3 ungefähr gleich viel Ausländer wie Deutsche?
- 4 (**weiß** nicht)

47



FRAGE  
NR.:

FRAGE UND ANTWORTMÖGLICHKEITEN

38 Mit wem verbringen Sie **überwiegend** Ihre Freizeit?

INT.: LISTE 19 vorlegen;

- |   |  |   |     |
|---|--|---|-----|
| 1 | allein _____   | → | 38b |
| 2 | mit Eltern/Verwandten _____                                | } | →   |
| 3 | mit dem Partner/Ehepartner/<br>festen Freund bzw. Freundin |   |     |
| 4 | mit Freunden _____   | → | 38a |
| 5 | mit Freundinnen _____                                      | } | →   |
| 6 | mit der Clique _____                                       |   |     |
| 7 | mit Kollegen/Mitschülern/Kommilitonen _____                | } | →   |
| 8 | habe keine Freizeit _____                                  |   |     |

48-55

38a Welcher Nationalität gehören diese **überwiegend** an?

INT.: offen abfragen und unten codieren

- 1 eigene Nationalität
- 2 andere ausländische Nationalität
- 3 Deutsche
- 4 (habe keine Freunde)

56-59

38b Was machen Sie **hauptsächlich** in Ihrer Freizeit?

60-65

38c Sind Sie Mitglied **in** einem Verein oder einer Jugend-  
gruppe?

- |   |            |   |     |
|---|------------|---|-----|
| 1 | ja _____   | → | 38d |
| 2 | nein _____ | → | 39  |

66

38d Gibt es in diesen **Verein/Jugendgruppe** **überwiegend**  
deutsche Mitglieder, gleich viel Deutsche und Ausländer  
oder **überwiegend** ausländische Mitglieder?

- 1 **überwiegend** Deutsche
- 2 gleich viel Deutsche und Ausländer
- 3 **überwiegend** Ausländer meiner Nationalität
- 4 auch Ausländer anderer Nationalitäten

67

38e Wie alt sind Mitglieder des Vereins? Sind die Mit-  
glieder **überwiegend** jünger als Sie, **älter** als Sie oder  
etwa gleichaltrig?

- 1 jünger
- 2 alter
- 3 gleichaltrig
- 4 (alle Altersgruppen vertreten)

68

39

Wenn Sie **einmal Überlegen**, mit wem haben Sie mehr, mit wem weniger **Gemeinsamkeiten**.  
Schauen Sie sich bitte diese Liste an und sagen Sie mir, mit wem Sie Ihrer Meinung nach die meisten **Gemeinsamkeiten** haben, dann die **zweitmeisten**, **drittmeisten** und mit wem die wenigsten **Gemeinsamkeiten** haben?

INT.: Liste 20 **Übergeben** und Rangfolge bilden lassen

meisten zweit- dritt- wenig-  
meisten meisten sten

- 
1. mit ausländischen Erwachsenen
  2. mit ausländischen Jugendlichen
  3. mit deutschen Erwachsenen
  4. mit deutschen Jugendlichen
- 

69-72

40

Ich lese Ihnen jetzt einige Behauptungen vor. Sagen Sie mir bitte, ob diese Ihrer Meinung nach richtig sind oder nicht.

INT.: einzeln vorlesen und bewerten lassen ! richtig falsch  
1 2

- 
- |   |   |   |
|---|---|---|
| 1. Menschen wie ich fühlen sich heutzutage häufig allein und von der restlichen Gesellschaft ausgeschlossen | 1 | 2 |
| 2. Für Kinder ist es das beste, wenn die Mutter zu Hause bleibt und sich <b>um sie kümmert</b>              | 1 | 2 |
| 3. Rausarbeit ist gleich wichtig für Männer und Frauen  | 1 | 2 |
| 4. Erst wenn man Kinder hat, ist die Familie richtig vollständig  | 1 | 2 |
| 5. Für eine Frau ist es sehr wichtig, daß Sie einen Beruf erlernt und eigenes Geld verdient.                | 1 | 2 |
- 

73-77

FRAGE  
NR.:

FRAGE UND ANTWORTMÖGLICHKEITEN

41 Bitte vergleichen Sie jetzt einmal Ihre Situation in der Bundesrepublik mit der in ... (Herkunftsland). Müssen Sie sich in der Bundesrepublik stärker einschränken als in ... (Herkunftsland), was die Kontakte zu Personen außerhalb des Hauses angeht oder das Tragen von Kleidung, die Ihnen gefällt? Oder haben Sie in der Bundesrepublik mehr Freiheiten?

- 1 muß mich in der Bundesrepublik starker einschränken
- 2 habe in der Bundesrepublik mehr Freiheiten
- 3 (hier wie dort gleichartig)

78

42 Würden Sie Ihren eigenen Gesundheitszustand - verglichen mit anderen Personen Ihres Alters - als sehr gut, gut, weniger gut oder eher schlecht bezeichnen?

- 1 sehr gut
- 2 gut
- 3 weniger gut
- 4 schlecht

79

43 Wie häufig lesen Sie Tageszeitungen aus ihrer Heimat: jeden Tag, mehrmals die Woche, ab und zu oder gar nicht?

- 1 jeden Tag
- 2 mehrmals die Woche
- 3 ab und zu
- 4 gar nicht

80

43a Und wie häufig lesen Sie deutsche Tageszeitungen?

- 1 jeden Tag
- 2 mehrmals die Woche
- 3 ab und zu
- 4 gar nicht

Karte 7 : 11

44 Wie häufig sind Sie in den letzten zwei Jahren in .... (Herkunftsland) gewesen?

  1   mal

INT.: für "gar nicht" bitte '00' eintragen  
bei "gar nicht" WEITER MIT

45

12-13

44a Wie lange sind Sie in den letzten 2 Jahren insgesamt in Ihrem (Herkunftsland) gewesen?

  1   Wochen

FRAGE  
NR.:

FRAGE UND ANTWORTMÖGLICHKEITEN

44b Aus welchen **Anlässen** waren Sie in **Ihrem** (Herkunftsland)?

INT.: offen erfragen und unten vercoden 1

- 1 Ferien/Urlaub
- 2 Besuch von Verwandten/Bekanntem
- 3 wollte ganz ins Herkunftsland zurückkehren
- 4 Sonstiges, und zwar:

.....

16-19

45 Fühlen Sie sich einer Religionsgemeinschaft **zugehörig**?

- 1 Christen allgemein
- 2 Muslime allgemein
- 3 Sunniten
- 4 Aleviten
- 5 Schiiten
- 6 römisch-katholische Christen
- 7 orthodoxe Christen
- 8 protestantische Christen
- 9 **aramäische** Christen
- 10 sonstige
- 11 nein

20-21

45a Leben Sie nach den Regeln Ihrer Glaubensgemeinschaft, sind Sie praktizierender Angehöriger einer Glaubensgemeinschaft?

- 1 streng praktizierend
- 2 praktizierend, aber weniger streng
- 3 gelegentlich
- 4 **kaum**
- 5 nicht praktizierend
- 6 gehöre keiner Glaubensgemeinschaft an

22

INT.: FR. 46 AK ALLE AUßER TÜRKEN

46 Besuchen oder besuchten Sie **muttersprachlichen** Unterricht **außerhalb** des **regulären** Schulunterrichts?

- 1 **ja**
- 2 nein

23

INT.: Frage 46a NUR AN TÜRKEN

46a **Wie** war das bei Ihnen? Gehen Sie zur Zeit in die Koranschule/ erhalten Sie Unterricht im Koran oder sind Sie früher einmal hingegangen?

- 1 Besuche **die** Koranschule/unterricht im Koran
- 2 habe die Koranschule besucht
- 3 nein, nie
- 4 sonstiges

24

FRAGE NR.: FRAGE UND ANTWORTMÖGLICHKEITEN

47 WIEDER AN ALLE!  
 Welche Muttersprache sprechen Sie ?

25-26

48 Fühlen Sie sich neben Ihrer Staatsangehörigkeit einer bestimmten Volksgruppe/ **Nationalität** zugehörig. Wenn ja, welcher?

INT.: Offen erfragen und **außerdem** unter der betreffenden Staatsangehörigkeit zuordnen, soweit möglich 1

| TÜRKEN          | JUGOSLAWEN | SPANIER     |
|-----------------|------------|-------------|
| 1 <b>Türken</b> | 1 Serben   | 1 Catalanen |
| 2 Kurden        | 2 Kroaten  | 2 Basken    |
| 3 Armenier      | 3 Slowenen | 3 sonstige  |
| 4 sonstige      | 4 sonstige |             |

27-32

49 Welche **Pläne** haben Sie für die nächsten Jahre?

INT.: LISTE 21 vorlegen

- 1 will in/nach ... (**Herkunftsland**) zurück
- 2 will noch einige Jahre' in der Bundesrepublik bleiben
- 3 will immer in der Bundesrepublik bleiben
- 4 habe noch keine genauen Pläne
- 5 will in ein anderes Land, und zwar:  
 .....  
 6 (**weiß** nicht)

33

49a Wie lange wollen Sie voraussichtlich noch in der Bundesrepublik bleiben?

1   1   Jahre

INT.: einzutragen: "immer" = '99', "weiß nicht" = '88';  
 bei "immer" WEITER MIT → 49c

34-35

49b Wollen Sie in den gleichen Ort zurückkehren, aus dem Sie ausgewandert sind oder in einen anderen Ort?

- 1 Auswanderungsort
- 2 anderer Ort
- 3 (trifft nicht zu, in der Bundesrepublik geboren)

36

49c

Wenn Sie sich so **Überlegen**, was so alles bei der Entscheidung, in der Bundesrepublik Deutschland zu bleiben oder ins Heimatland zurückzukehren, eine Rolle spielt: wovon **hängt** das bei Ihnen ab?

INT.: LISTE 22 vorlegen; **Mehrfachnennungen** möglich !

Ich bleibe, wenn/weil...

- 1 meine Arbeits-/Aufenthaltserlaubnis verlängert wird
- 2 die Arbeits-/Aufenthaltserlaubnis von Eltern, Ehepartner .... verlängert wird
- 3 ich einen (besserer.) Arbeitsplatz bekomme
- 4 ich **eine** bessere Wohnung bekomme
- 5 meine Familienangehörigen hier bleiben möchten
- 6 sich die **Rechtssituation/die** rechtliche Sicherheit von Ausländern in der Bundesrepublik verbessert
- 7 ich **mich** als Bürger der Bundesrepublik fühle
- 8 **Ausländer** freundlicher behandelt werden

Ich gehe zurück, wenn/weil...

- 9 ich auf dem Arbeitsmarkt in .... (**Herkunftsland**) bessere berufliche Chancen habe als im Moment
- 10 sich die politische Situation in der Heimat verändert
- 11 ich **stich** als ... (Staatsangehörigkeit) fühle
- 12 ich **zum** Militärdienst einberufen werde

Das hängt ab von ...

- 13 **..der** politischen Situation in der Bundesrepublik
- 14 **..meinem** zukünftigen Partner
- 15 **..sonstigen Gründen, und zwar** .....

37-81

50

Hie wohl fühlen Sie sich alles in allen hier in der Bundesrepublik?

- 1 sehr wohl
- 2 einigermaßen wohl
- 3 es geht
- 4 etwas unwohl
- 3 völlig unwohl

52

51

Würden Sie gern die deutsche **Staatsbürgerschaft annehmen**, wenn das ohne Probleme möglich wäre, würden Sie Sie nur dann annehmen, wenn Sie Ihre jetzige Staatsbürgerschaft behalten könnten oder **möchten** Sie die deutsche Staatsbürgerschaft nicht annehmen?

- 1 würde gern die deutsche Staatsbürgerschaft annehmen
- 2 nur wenn ich meine jetzige Staatsbürgerschaft behalten könnte
- 3 möchte die deutsche **Staatsbürgerschaft** nicht annehmen

53

| FRAGE NR.: | PRAGS ONO ANTWORTMÖGLICHKEITEN   |                   |           |                   |          |           |   |   |   |          |   |   |   |           |   |   |   |       |   |   |   |
|------------|--|-------------------|-----------|-------------------|----------|-----------|---|---|---|----------|---|---|---|-----------|---|---|---|-------|---|---|---|
| 51a        | <p>Besitzen Sie eine befristete Aufenthaltserlaubnis, eine unbefristete Aufenthaltserlaubnis oder eine Aufenthaltsberechtigung?</p> <p>1 befristete Aufenthaltserlaubnis<br/> 2 unbefristete Aufenthaltserlaubnis<br/> 3 Aufenthaltsberechtigung<br/> 4 (weiß nicht)</p> <p>54</p>   |                   |           |                   |          |           |   |   |   |          |   |   |   |           |   |   |   |       |   |   |   |
| 52         | <p>Haben Sie das Gefühl, daß die deutsche <b>Bevölkerung</b> unfreundlich gegenüber <b>Ausländern</b> ist oder Vorurteile gegen Ausländer hat?</p> <p>1 ja, ein <b>großer</b> Teil<br/> 2 ja, ein kleiner Teil<br/> 3 nein, kaum einer</p> <p>55</p>   |                   |           |                   |          |           |   |   |   |          |   |   |   |           |   |   |   |       |   |   |   |
| 53         | <p><b>Könnten</b> Sie sich vorstellen, einen deutschen Ehepartner zu heiraten?<br/> INT.: bitte vorlesen</p> <p>1 ja, auf jeden Fall<br/> 2 ja, unter <b>Umständen</b><br/> 3 nein, unter keinen Umständen ?</p> <p>4 (ist mit deutschem Ehepartner verheiratet)<br/> 5 (trifft nicht zu, ist mit Ehepartner anderer Nationalität verheiratet)</p> <p>56</p>   |                   |           |                   |          |           |   |   |   |          |   |   |   |           |   |   |   |       |   |   |   |
| 54         | <p>Haben Sie persönlich häufiger Nachteile oder Unannehmlichkeiten gehabt, weil Sie Ausländer sind? Oder war das nur selten oder gar nicht der Fall?</p> <p>1 häufiger <span style="border: 1px solid black; display: inline-block; width: 100px; height: 15px;"></span> → 54a<br/> 2 seltener <span style="border: 1px solid black; display: inline-block; width: 100px; height: 15px;"></span><br/> 3 gar nicht <span style="border: 1px solid black; display: inline-block; width: 100px; height: 15px;"></span> → 55</p> <p>57</p>   |                   |           |                   |          |           |   |   |   |          |   |   |   |           |   |   |   |       |   |   |   |
| 54a        | <p>Was waren das für Nachteile oder Unannehmlichkeiten?</p> <p>58-63</p>   |                   |           |                   |          |           |   |   |   |          |   |   |   |           |   |   |   |       |   |   |   |
| 55         | <p>Nie gut <b>können</b> Sie Ihrer Meinung nach Deutsch?</p> <table border="1" style="width: 100%; border-collapse: collapse;"> <thead> <tr> <th></th> <th style="text-align: center;">kaum<br/>1</th> <th style="text-align: center;">einigermaßen<br/>2</th> <th style="text-align: center;">gut<br/>3</th> </tr> </thead> <tbody> <tr> <td>verstehen</td> <td style="text-align: center;">1</td> <td style="text-align: center;">2</td> <td style="text-align: center;">3</td> </tr> <tr> <td>sprechen</td> <td style="text-align: center;">1</td> <td style="text-align: center;">2</td> <td style="text-align: center;">3</td> </tr> <tr> <td>schreiben</td> <td style="text-align: center;">1</td> <td style="text-align: center;">2</td> <td style="text-align: center;">3</td> </tr> <tr> <td>lesen</td> <td style="text-align: center;">1</td> <td style="text-align: center;">2</td> <td style="text-align: center;">3</td> </tr> </tbody> </table> <p>64-67</p> |                   | kaum<br>1 | einigermaßen<br>2 | gut<br>3 | verstehen | 1 | 2 | 3 | sprechen | 1 | 2 | 3 | schreiben | 1 | 2 | 3 | lesen | 1 | 2 | 3 |
|            | kaum<br>1  | einigermaßen<br>2 | gut<br>3  |                   |          |           |   |   |   |          |   |   |   |           |   |   |   |       |   |   |   |
| verstehen  | 1  | 2                 | 3         |                   |          |           |   |   |   |          |   |   |   |           |   |   |   |       |   |   |   |
| sprechen   | 1  | 2                 | 3         |                   |          |           |   |   |   |          |   |   |   |           |   |   |   |       |   |   |   |
| schreiben  | 1  | 2                 | 3         |                   |          |           |   |   |   |          |   |   |   |           |   |   |   |       |   |   |   |
| lesen      | 1  | 2                 | 3         |                   |          |           |   |   |   |          |   |   |   |           |   |   |   |       |   |   |   |

FRAGE  
NR.:

FRAGE UND ANTWORTMÖGLICHKEITEN

55a

Und wie gut können Sie die Sprache Ihrer Eltern?

|           | kaum<br>1 | einigermaßen<br>2 | gut<br>3 |
|-----------|-----------|-------------------|----------|
| verstehen | 1         | 2                 | 3        |
| sprechen  | 1         | 2                 | 3        |
| schreiben | 1         | 2                 | 3        |
| lesen     | 1         | 2                 | 3        |

66-71

55b

Wie haben Sie Deutsch gelernt?

(Mehrfachnennungen möglich)

- 1 habe es mir selbst beigebracht
- 2 habe es im . . . . .(Herkunftsland) in Sprachkursen gelernt
- 3 habe es in Deutschland in Sprachkursen gelernt
- 4 habe es in Deutschland durch deutsche Freunde/ Bekannte/ Kollegen gelernt
- 5 habe es in Deutschland von ausländischen Freunden/ Bekannten/Kollegen gelernt
- 6 habe es in Deutschland in der Schule gelernt
- 7 habe es von Eltern oder Geschwistern gelernt
- 8 Sonstiges, und zwar » . . . . .

72-79

55c

Welche Sprache wird in Ihrer Familie **überwiegend** gesprochen, Deutsch oder die Sprache Ihrer Eltern?

- 1 **überwiegend** Deutsch
- 2 **überwiegend** Sprache der Eltern
- 3 (teils/teils)

80

56

Würden Sie sagen, daß Sie stolz darauf sind, ein/eine . . . . .(Nationalität) zu sein, ist Ihnen das eher gleichgültig oder sind Sie eher nicht so stolz darauf?

- 1 bin stolz darauf, ein/eine . . . . .(Nationalität) zu sein
- 2 ist mir eher gleichgültig
- 3 bin eher nicht so stolz darauf



FRAGE  
NR.:

FRAGE UND ANTWORTMÖGLICHKEITEN

57

Ich habe hier eine Liste mit den verschiedensten **Nationalitäten**. Bitte nennen Sie die drei davon, die Ihnen in ihrer Lebensart am **sympathischsten** erscheinen (**außer** Ihrer eigenen).

INT.: LISTE 23 vorlegen

- 1 Italiener
- 2 Schweizer
- 3 Spanier
- 4 Franzosen
- 5 Griechen
- 6 Schweden
- 7 Türken
- 8 **Amerikaner**
- 9 Jugoslawen
- 10 Briten
- 11 Portugiesen
- 12 Polen
- 13 Deutsche
- 14 **Holländer**

12-28

58

**INTERVIEWERFESTSTELLUNG:**

Falls unklar, bitte **gesprächsweise Rechtsform** der Wohnung ermitteln:

- 1 Mietwohnung
- 2 Untermiete
- 3 **Wohnheim**
- 4 Eigentumswohnung/eigenes Haus
- 5 Sonstiges, und zwar:.....

28

58a

Wieviel **qm** hat diese Wohnung?

INT.: Fläche eventuell schätzen

qm

27-29

58b

Und wie viele Zimmer hat die Wohnung?

INT.: Anzahl Räume ohne Bad, Küche, Toilette, Flur, **Abstellräume**

Räume

RAGE  
R.:

FRAGE UND ANTWORTMÖGLICHKEITEN

INTERVIEWER: FRAGEN 59 BIS 64 SIND NICHT MEHR ABZUFAGEN,  
SONDERN VOM INTERVIEWER ZU BEANTWORTEN !!!!!

59 INT.: Wie beurteilen Sie die Deutschkenntnisse des  
Befragten?

- 1 sehr gut
- 2 gut
- 3 mittel
- 4 schlecht

32

60 INT.: Wer war beim Interview anwesend?

- 1 nur Befragter \_\_\_\_\_
- 2 Vater \_\_\_\_\_
- 3 Mutter \_\_\_\_\_
- 4 Sonstige Personen \_\_\_\_\_ → 60a

33-36

60a INT.: Hatten diese Personen Einfluß auf die Beantwor-  
tung von Fragen?

- 1 ja
- 2 nein

37

61 INT.: Sprache, ir. der das Interview durchgeführt wurde

- 1 Deutsch
- 2 Griechisch
- 3 Italienisch
- 4 Jugoslawisch
- 5 Portugiesisch
- 6 Spanisch
- 7 Türkisch

38

62 INT.: Staatsangehörigkeit des Interviewers:

- 1 Deutsch
- 2 Griechisch
- 3 Italienisch
- 4 Jugoslawisch
- 5 Portugiesisch
- 6 Spanisch
- 7 Türkisch

39

63 Postleitzahl des Wohnortes des Befragten:

1, . > 1

4C-43

64 INTERVIEWER-Ausweis-Nummer:

1 . . . . . I . . . . . I

44-47

222 0 OPTIONS 3 4  
223 0 STATISTICS 1 2 3

There are 4,424,928 bytes of memory available.

Memory allows for 32,767 cells with 2 dimensions for general CROSSTABS.

8-Nov-94 \*\*\* p 1.503 ausl.jugendliche - Jugenndaten - \*\*\*  
13:42:15 \*\*\* JUGOSLAWISCHE JUGENDLICHE \*\*\*

YUG JUGOSLAWEN by P1 ANREDE

Page 1 of 1

|              |         | F1   |      | Row   |
|--------------|---------|------|------|-------|
| Count        | Row Pct | DU   | SIE  | Total |
| Col Pct      | Col Pct | 1    | 2    |       |
| YUG          | 0       | 2344 | 430  | 2774  |
| REST         |         | 84.5 | 15.5 | 89.7  |
|              |         | 89.4 | 91.1 |       |
|              | 1       | 278  | 42   | 320   |
| TRIFFT EU    |         | 86.9 | 13.1 | 10.3  |
|              |         | 10.6 | 8.9  |       |
| Column Total |         | 2622 | 472  | 3093  |
|              |         | 84.8 | 15.2 | 100.0 |

| Chi-Square                                  | Value   | DF | Significance |
|---|---------|----|--------------|
| Pearson                                     | 1.24610 | 1  | .26430       |
| Continuity Correction                       | 1.06939 | 1  | .30108       |
| Likelihood Ratio                            | 1.29128 | 1  | .25581       |
| Mantel-Haenszel test for linear association | 1.24569 | 1  | .26438       |

Minimum Expected Frequency - 48.712

| Statistic               | Value  | ASE1 | T-value | Approximate Significance |
|-------------------------|--------|------|---------|--------------------------|
| Phi                     | .02007 |      |         | .26430 *1                |
| Cramer's V              | .02007 |      |         | .26430 *1                |
| Contingency Coefficient | .02007 |      |         | .26430 *1                |

\*1 Pearson chi-square probability

Number rff Missing Observations: 314

8-Nov-94 \*\*\* p 1.503 ausl.jugendliche - Jugenndaten - \*\*\*  
13:42:17 \*\*\* JUGOSLAWISCHE JUGENDLICHE \*\*\*

YUG JUGOSLAWEN by RF2 ALTER

Page 1 of 1

|              |         | RF2     |         |         |         | Row   |
|--------------|---------|---------|---------|---------|---------|-------|
| Count        | Row Pct | 15-18J. | 19-21J. | 22-25J. | 26-30J. | Total |
| Col Pct      | Col Pct | 1       | 2       | 3       | 4       |       |
| YUG          | 0       | 945     | 545     | 904     | 662     | 3057  |
| REST         |         | 30.9    | 17.8    | 29.6    | 21.7    | 89.7  |
|              |         | 87.7    | 93.0    | 88.6    | 91.7    |       |
|              | 1       | 133     | 41      | 117     | 60      | 350   |
| TRIFFT ZU    |         | 37.9    | 11.7    | 33.4    | 17.1    | 10.3  |
|              |         | 12.3    | 7.0     | 11.4    | 8.3     |       |
| Column Total |         | 1078    | 586     | 1021    | 722     | 3407  |
| Total        |         | 31.6    | 17.2    | 30.0    | 21.2    | 100.0 |

| Chi-Square                                  | Value    | DF | Significance |
|---|----------|----|--------------|
| Pearson                                     | 16.37270 | 3  | .00095       |
| Likelihood Ratio                            | 17.05951 | 3  | .00069       |
| Mantel-Haenszel test for linear association | 3.69274  | 1  | .05465       |

Minimum Expected Frequency - 60.267

| Statistic               | Value  | ASE1 | T-value | Approximate Significance |
|-------------------------|--------|------|---------|--------------------------|
| Phi                     | .06932 |      |         | .00095 *1                |
| Cramer's V              | .06932 |      |         | .00095 *1                |
| Contingency Coefficient | .06916 |      |         | .00095 *1                |

\*1 Pearson chi-square probability

Number of Missing Observations: 0

8-Nov-94 \*\*\* p 1.503 ausl.jugendliche - Jugenndaten - \*\*\*

YUG JUGOSLAWEN by F3 GESCHLECHT

Page 1 of 1

|              |         | F3                   |                      | Row Total     |
|--------------|---------|----------------------|----------------------|---------------|
| Count        | Row Pct | MAENNLICH            | WEIBLICH             |               |
|              |         | H                    | I                    |               |
| YUG          |         | 1                    | 2                    |               |
| REST         | 0       | 1728<br>56.5<br>91.2 | 1328<br>43.5<br>87.9 | 3057<br>89.7  |
| TRIFFT ZU    | 1       | 167<br>47.6<br>8.8   | 184<br>52.4<br>12.1  | 350<br>10.3   |
| Column Total |         | 1895<br>55.6         | 1512<br>44.4         | 3407<br>100.0 |

| Chi-Square                                  | Value    | DF | Significance |
|---|----------|----|--------------|
| Pearson                                     | 10.21249 | 1  | .00139       |
| Continuity Correction                       | 9.85286  | 1  | .00170       |
| Likelihood Ratio                            | 10.14321 | 1  | .00145       |
| Mantel-Haenszel test for linear association | 10.20948 | 1  | .00140       |

Minimum Expected Frequency - 155.434

| Statistic               | Value  | ASE1 | T-value | Approximate Significance |
|-------------------------|--------|------|---------|--------------------------|
| Phi                     | .05475 |      |         | .00139 *1                |
| Cramer's V              | .05475 |      |         | .00139 <1                |
| Contingency Coefficient | .05467 |      |         | .00139 *1                |

\*1 Pearson chi-square probability

Number of Missing Observations: 0

YUG JUGOSLAWEN by RF4 KINDERZAHL

Page 1 of 1

|              |         | RF4                  |                     |                   |     | Row Total     |
|--------------|---------|----------------------|---------------------|-------------------|-----|---------------|
| Count        | Row Pct | KEINE                | KI                  | 1-3               | 4-6 |               |
|              |         | NDER                 | ER                  | KIND              | ER  |               |
| YUG          |         | 0                    | 1                   | 2                 |     |               |
| REST         | 0       | 2330<br>78.3<br>89.0 | 632<br>21.2<br>92.0 | 13<br>.5<br>100.0 |     | 2976<br>89.6  |
| TRIFFT ZU    | 1       | 289<br>84.0<br>11.0  | 55<br>16.0<br>8.0   |                   |     | 344<br>10.4   |
| Column Total |         | 2620<br>78.9         | 687<br>20.7         | 13<br>.4          |     | 3320<br>100.0 |

| Chi-Square                                  | Value   | DF | Significance |
|---|---------|----|--------------|
| Pearson                                     | 6.89175 | 2  | .03188       |
| Likelihood Ratio                            | 8.56767 | 2  | .01379       |
| Mantel-Haenszel test for linear association | 6.55465 | 1  | .01046       |

Minimum Expected Frequency - 1.397  
Cells with Expected Frequency < 5 - 1 OF 6 ( 16.7%)

| Statistic               | Value  | ASE1 | T-value | Approximate Significance |
|-------------------------|--------|------|---------|--------------------------|
| Phi                     | .04556 |      |         | .03188 *1                |
| Cramer's V              | .04556 |      |         | .03188 *1                |
| Contingency Coefficient | .04551 |      |         | .03188 *1                |

\*1 Pearson chi-square probability

Number of Missing Observations: 87

YUG JUGOSLAWEN by F4A AUFENTHALTSORT KINDER

Page 1 of 1

|       |         | F4A |         |          |          | Row Total |
|-------|---------|-----|---------|----------|----------|-----------|
| Count | Row Pct | BRD | HK.LAND | TEILS/TE | SONSTIGE |           |
|       |         |     |         | ILS      | S        |           |
| YUG   |         | 1   | 2       | 3        | 4        |           |

| YUG       |     | F5    |         |         |           |           |
|-----------|-----|-------|---------|---------|-----------|-----------|
| Row       | Col | Count | Row Pct | Col Pct | Row Total | Col Total |
| REST      | 0   | 576   | 35      | 4       | 1         | 616       |
|           |     | 93.5  | 5.7     | .6      | .2        | 92.3      |
| TRIFFT ZU | 1   | 48    | 4       |         |           | 52        |
|           |     | 93.0  | 7.0     |         |           | 7.7       |
| Column    |     | 624   | 39      | 4       | 1         | 668       |
| Total     |     | 93.5  | 5.8     | .5      | .2        | 100.0     |

| Chi-Square                                  | Value  | DF | Significance |
|---|--------|----|--------------|
| Pearson                                     | .54688 | 3  | .90848       |
| Likelihood Ratio                            | .92068 | 3  | .82043       |
| Mantel-Haenszel test for linear association | .01587 | 1  | .89977       |

Minimum Expected Frequency = .103  
 Cells with Expected Frequency < 5 = 5 OF 8 ( 62.5%)

| Statistic               | Value  | ASE1 | T-value | Approximate Significance |
|-------------------------|--------|------|---------|--------------------------|
| Phi                     | .02861 |      |         | .90848 *1                |
| Cramer's V              | .02861 |      |         | .90848 *1                |
| Contingency Coefficient | .02860 |      |         | .90848 *1                |

\*1 Pearson chi-square probability

Number of Missing Observations: 2739

8-Nov-94 \*\*\* p 1.503 ausl.jugendliche - Jugenddaten - \*\*\*  
 13:42:18 \*\*\* JUGOSLAWISCHE JUGENDLICHE \*\*.

YUG JUGOSLAWEN by F5 FAMILIENSTAND

Page 1 of 1

| YUG       |     | F5    |         |         |           |           | Row Total |
|-----------|-----|-------|---------|---------|-----------|-----------|-----------|
| Row       | Col | Count | Row Pct | Col Pct | Row Total | Col Total | Row Total |
| REST      | 0   | 2110  | 848     | 1       | 27        | 36        | 3022      |
|           |     | 69.8  | 28.1    | .0      | .9        | 1.2       | 89.8      |
| TRIFFT ZU | 1   | 259   | 66      |         | 3         | 14        | 342       |
|           |     | 75.8  | 19.2    |         | .9        | 4.1       | 10.2      |
| Column    |     | 2369  | 913     | 1       | 30        | 51        | 3364      |
| Total     |     | 70.4  | 27.2    | .0      | .9        | 1.5       | 100.0     |

| Chi-Square                                  | Value    | DF | Significance |
|---|----------|----|--------------|
| Pearson                                     | 27.97898 | 4  | .00001       |
| Likelihood Ratio                            | 24.01136 | 4  | .00008       |
| Mantel-Haenszel test for linear association | .47242   | 1  | .49188       |

Minimum Expected Frequency = .109  
 Cells with Expected Frequency < 5 = 3 OF 10 ( 30.0%)

| Statistic               | Value  | ASE1 | T-value | Approximate Significance |
|-------------------------|--------|------|---------|--------------------------|
| Phi                     | .09120 |      |         | .00001 *1                |
| Cramer's V              | .09120 |      |         | .00001 *1                |
| Contingency Coefficient | .09082 |      |         | .00001 *1                |

\*1 Pearson chi-square probability

Number of Missing Observations: 43

8-Nov-94 \*\*\* p 1.503 ausl.jugendliche - Jugenddaten - \*\*\*  
 13:42:19 \*\*\* JUGOSLAWISCHE JUGENDLICHE \*\*\*

YUG JUGOSLAWEN by F5A STAATSANGEHOERIGKEIT PARTNER

Page 1 of 1

| YUG       |     | F5A     |            |          |          |          |          |          |          |          |           | Row Total |
|-----------|-----|---------|------------|----------|----------|----------|----------|----------|----------|----------|-----------|-----------|
| Row       | Col | DEUTSCH | GRIECHISCH | ITALIENI | JUG.SERB | PORTUGIE | SPANISCH | TUERKISC | SONSTIGE | KEINE AN | Row Total |           |
| REST      | 0   | 150     | 71         | 86       | 1        | 13       | 8        | 509      | 15       | 10       | 864       |           |
|           |     | 17.4    | 8.2        | 10.0     | .1       | 1.6      | .9       | 58.9     | 1.8      | 1.1      | 91.4      |           |
| TRIFFT ZU | 1   | 42      |            | 3        | 31       |          | 2        |          | 2        | 1        | 81        |           |
|           |     | 51.8    |            | 3.7      | 37.8     |          | 2.2      |          | 3.0      | 1.5      | 8.6       |           |
| Column    |     | 192     | 71         | 89       | 32       | 13       | 10       | 509      | 18       | 11       | 945       |           |

| Chi-Square                                  | Value     | DF          | Significance |
|---|-----------|-------------|--------------|
| Pearson                                     | 414.83751 | 8           | .00000       |
| Likelihood Ratio                            | 282.84096 | 8           | .00000       |
| Mantel-Haenszel test for linear association | 67.20976  | 1           | .00000       |
| Minimum Expected Frequency -                | .846      |             |              |
| Cells with Expected Frequency < 5 -         | 5 OF      | 18 ( 27.8%) |              |

| Statistic               | Value  | ASE1 | T-value | Approximate Significance |
|-------------------------|--------|------|---------|--------------------------|
| Phi                     | .66273 |      |         | .00000 *1                |
| Cramer's V              | .66273 |      |         | .00000 *1                |
| Contingency Coefficient | .55243 |      |         | .00000 *1                |

\*1 Pearson chi-square probability

Number of Missing Observations: 2462

8-Nov-94 \*\*\* p 1.503 ausl.jugendliche - jugenddaten - \*\*\*  
 13:42:19 \*\*\* JUGOSLAWISCHE JUGENDLICHE \*\*\*

YUG JUGOSLAWEN by F5B PARTNER IN BRD

F5B Page 1 of 1

| Count<br>Row Pct<br>Col Pct | F5B                 |                   | Row<br>Total |
|-----------------------------|---------------------|-------------------|--------------|
|                             | JA                  | NEIN              |              |
| YUG                         | 0                   | 1                 | 874          |
| REST                        | 792<br>90.6<br>91.4 | 82<br>9.4<br>93.8 | 91.6         |
| TRIFFT ZU                   | 1                   | 1                 | 80           |
|                             | 74<br>93.2<br>8.6   | 5<br>6.8<br>6.2   | 8.4          |
| Column<br>Total             | 866<br>90.8         | 87<br>9.2         | 953<br>100.0 |

| Chi-Square                                  | Value  | DF | Significance |
|---|--------|----|--------------|
| Pearson                                     | .60310 | 1  | .43740       |
| Continuity Correction                       | .32928 | 1  | .56608       |
| Likelihood Ratio                            | .65300 | 1  | .41904       |
| Mantel-Haenszel test for linear association | .60246 | 1  | .43764       |

Minimum Expected Frequency - 7.305

| Statistic               | Value  | ASE1 | T-value | Approximate Significance |
|-------------------------|--------|------|---------|--------------------------|
| Phi                     | .02515 |      |         | .43740 *1                |
| Cramer's V              | .02515 |      |         | .43740 *1                |
| Contingency Coefficient | .02514 |      |         | .43740 *1                |

\*1 Pearson chi-square probability

Number of Missing Observations: 2454

8-Nov-94 \*\*\* p 1.503 ausl.jugendliche - jugenddaten - \*\*\*  
 13:42:20 \*\*\* JUGOSLAWISCHE JUGENDLICHE \*\*\*

YUG JUGOSLAWEN by RF6 HAUSHALTSGROESSE

RF6 Page 1 of 1

| Count<br>Row Pct<br>Col Pct | RF6                |                     |                      |                    | Row<br>Total |               |
|-----------------------------|--------------------|---------------------|----------------------|--------------------|--------------|---------------|
|                             | EINE<br>SON        | PER 2-3             | PERS 4-6             | PERS 7 U.MEHR      |              |               |
| YUG                         | 0                  | 1                   | 2                    | 3                  | 4            | 3018          |
| REST                        | 286<br>9.5<br>90.7 | 976<br>32.3<br>89.2 | 1530<br>50.7<br>89.0 | 226<br>7.5<br>94.3 |              | 89.6          |
| TRIFFT ZU                   | 1                  | 1                   | 1                    | 1                  | 1            | 350           |
|                             | 29<br>8.4<br>9.3   | 119<br>33.9<br>10.8 | 188<br>53.8<br>11.0  | 14<br>3.9<br>5.7   |              | 10.4          |
| Column<br>Total             | 316<br>9.4         | 1095<br>32.5        | 1718<br>51.0         | 240<br>7.1         |              | 3368<br>100.0 |

| Chi-Square                                  | Value   | DF | Significance |
|---|---------|----|--------------|
| Pearson                                     | 6.93277 | 3  | .07407       |
| Likelihood Ratio                            | 7.94314 | 3  | .04720       |
| Mantel-Haenszel test for linear association | .49944  | 1  | .47975       |

Minimum Expected Frequency - 24.924

| Statistic               | Value  | ASE1 | T-value | Approximate Significance |
|-------------------------|--------|------|---------|--------------------------|
| Phi                     | .04537 |      |         | .07407 *1                |
| Cramer's V              | .04537 |      |         | .07407 *1                |
| Contingency Coefficient | .04532 |      |         | .07407 *1                |

\*1 Pearson chi-square probability

Number of Missing Observations: 39

8-Nov-94 \*\*\* p 1.503 ausl.jugendliche - jugenddaten - \*\*\*  
 13:42:20 \*\*\* JUGOSLAWISCHE JUGENDLICHE \*\*\*

YUG JUGOSLAWEN by F6Y FORM DES ZUSAMMENLEBENS

Page 1 of 1

| Count<br>Row Pct<br>Col Pct | F6Y                 |                     |                     |                      |                    | Row Total     |
|-----------------------------|---------------------|---------------------|---------------------|----------------------|--------------------|---------------|
|                             | LEBT ALL<br>EIN     | LEBT HIT<br>EHEPART | LEBT MIT<br>EHEP.U. | LEBT ELT<br>.U.GESCH | HALBE FA<br>MILIE  |               |
| YUG                         | 4                   | 5                   | 6                   | 9                    | 10                 |               |
| 0                           | 552<br>19.4<br>89.5 | 150<br>5.3<br>91.7  | 460<br>16.2<br>91.3 | 1505<br>53.0<br>89.1 | 171<br>6.0<br>89.3 | 2837<br>89.7  |
| 1                           | 65<br>19.9<br>10.5  | 14<br>4.1<br>8.3    | 44<br>13.4<br>8.7   | 183<br>56.2<br>10.9  | 21<br>6.3<br>10.7  | 326<br>10.3   |
| Column Total                | 617<br>19.5         | 163<br>5.2          | 504<br>15.9         | 1688<br>53.4         | 192<br>6.1         | 3164<br>100.0 |

| Chi-Square                                  | Value   | DF | Significance |
|---|---------|----|--------------|
| Pearson                                     | 2.82798 | 4  | .58701       |
| Likelihood Ratio                            | 2.94120 | 4  | .56771       |
| Mantel-Haenszel test for linear association | .73726  | 1  | .39054       |

Minimum Expected Frequency - 16.839

| Statistic               | Value  | ASE1 | T-value | Approximate Significance |
|-------------------------|--------|------|---------|--------------------------|
| Phi                     | .02990 |      |         | .58701 *1                |
| Cramer's V              | .02990 |      |         | .58701 *1                |
| Contingency Coefficient | .02989 |      |         | .58701 *1                |

\*1 Pearson chi-square probability

Number of Missing Observations: 243

8-Nov-94 \*\*\* p 1.503 ausl.jugendliche - Jugenddaten - \*\*\*  
 13:42:21 \*\*\* JUGOSLAWISCHE JUGENDLICHE \*\*\*

>Warning # 3211  
 >0n at least one case, the value of the weight variable was zero, negative, or >missing. Such cases are considered missing by statistical procedures which >need positively weighted cases, but remain on the file and are processed by >non-statistical facilities such as LIST and SAVE.

Preceding task required 354.37 seconds CPU time; 411.28 seconds elapsed.

224 0 BREAKDOWN TABLES-F2 F6 BY YUG  
 There are 4,441,568 bytes of memory available.

Given workspace allows for 32,767 cells of 1 dimensions for MEANS.

8-Nov-94 \*\*\* p 1.503 ausl.jugendliche - jugenddaten - \*\*\*  
 13:42:45 \*\*\* JUGOSLAWISCHE JUGENDLICHE \*\*\*

- - Description of Subpopulations - -

Summaries of F2 ALTER  
 By levels of YUG JUGOSLAWEN

| Variable              | Value | Label     | Mean    | Std Dev | Cases |
|-----------------------|-------|-----------|---------|---------|-------|
| For Entire Population |       |           | 21.4689 | 4.2313  | 3407  |
| YUG                   | 0     | REST      | 21.5148 | 4.2234  | 3057  |
| YUG                   | 1     | TRIFFT ZU | 21.0681 | 4.2851  | 350   |

Total Cases - 3407

- - Description of Subpopulations - -

Summaries of F6 HAUSHALTSGROESSE  
 By levels of YUG JUGOSLAWEN

| Variable              | Value | Label     | Mean   | Std Dev | Gases |
|-----------------------|-------|-----------|--------|---------|-------|
| For Entire Population |       |           |        |         |       |
|                       |       |           | 3.9042 | 1.8653  | 3379  |
| YUG                   | 0     | REST      | 3.9291 | 1.8906  | 3028  |
| YUG                   | 1     | TRIFFT ZU | 3.6891 | 1.6163  | 350   |

Total Cases - 3407  
 Missing Cases - 28 or .8 Pct

>Warning # 3211  
 >On at least one case, the value of the weight variable was zero, negative, or missing. Such cases are considered missing by statistical procedures which need positively weighted cases, but remain on the file and are processed by non-statistical facilities such as LIST and SAVE.

Preceding task required 17.12 seconds CPU time; 23.41 seconds elapsed.

```
225 0 MULT RESPONSE GROUPS=F6A ANGEH.I.D.WOHNUNG (F6A1 TO F6A9,DUMMY(1)) /
226 0     VARIABLES=YUG(0,1) /
227 0     TABLES=YUG BY F6A /
228 0     STATISTICS 1 2
```

MULT RESPONSE requires 1288 bytes of workspace for execution.

\*\*\* CROSSTABULATION \*\*\*

YUG JUGOSLAWEN  
 by F6A (tabulating 1) ANGEH.I.D.WOHNUNG

|                             |   | F6A      |        |          |          |          |          |          |          |      |       |              |
|-----------------------------|---|----------|--------|----------|----------|----------|----------|----------|----------|------|-------|--------------|
| Count<br>Row pct<br>Col pct | R | BEFRAGTE | MUTTER | GESCHWIS | GROSSELT | SONST.VE | EHEPARTN | EIG. KIN | SONST. P |      |       | ROW<br>Total |
|                             |   | F6A1     | F6A2   | F6A3     | F6A4     | F6A5     | F6A6     | F6A7     | F6A8     | F6A9 | DUMMY |              |
| YUG                         | 0 | 3057     | 1686   | 1711     | 1457     | 73       | 122      | 709      | 561      | 223  | 3057  | 3057         |
| REST                        |   | 100.0    | 55.2   | 56.0     | 47.7     | 2.4      | 4.0      | 23.2     | 18.3     | 7.3  | 100.0 | 89.7         |
|                             |   | 89.7     | 89.8   | 89.0     | 89.7     | 83.8     | 92.0     | 92.1     | 92.0     | 85.9 | 89.7  |              |
| YUG                         | 1 | 350      | 192    | 212      | 167      | 14       | 11       | 61       | 48       | 37   | 350   | 350          |
| TRIFFT ZU                   |   | 100.0    | 54.9   | 60.6     | 47.6     | 4.0      | 3.0      | 17.3     | 13.8     | 10.4 | 100.0 | 10.3         |
|                             |   | 10.3     | 10.2   | 11.0     | 10.3     | 16.2     | 8.0      | 7.9      | 8.0      | 14.1 | 10.3  |              |
| Column                      |   | 3407     | 1879   | 1923     | 1623     | 87       | 132      | 769      | 609      | 259  | 3407  | 3407         |
| Total                       |   | 100.0    | 55.1   | 56.5     | 47.7     | 2.6      | 3.9      | 22.6     | 17.9     | 7.6  | 100.0 | 100.0        |

Percents and totals based on respondents

3,407 valid cases; 0 missing cases

>Warning # 3211  
 >On at least one case, the value of the weight variable was zero, negative, or missing. Such cases are considered missing by statistical procedures which need positively weighted cases, but remain on the file and are processed by non-statistical facilities such as LIST and SAVE.

Preceding task required 18.68 seconds CPU time; 41.70 seconds elapsed.

```
229 0 CROSSTABS TABLES=YUG BY F7 F7A RF7B
230 0     F7C TO F8A RF8B F8C F9 RF9 F10 F11 RF11A RRF11A F11C F11D RF12
231 0     RF12A1 RF12A2 F13 RF13A
232 0     OPTIONS 3 4
233 0     STATISTICS 1 2 3
```

There are 4,441,568 bytes of memory available.

Memory allows for 32,767 cells with 2 dimensions for general CROSSTABS.

YUG JUGOSLAWEN by F7 STAATSANG. VATER



Page 1 of 1

| Count        |         | F7            |         |          |        | Row Total |
|--------------|---------|---------------|---------|----------|--------|-----------|
| Row Pct      | Col Pct | LEBT NIC MEHR | GLEICHE | DEUTSCHE | ANDERE |           |
| YUG          | 0       | 243           | 2706    | 19       | 35     | 3002      |
| REST         |         | 8.1           | 90.1    | .6       | 1.2    | 89.8      |
|              |         | 84.9          | 90.3    | 83.5     | 90.0   |           |
| TRIPFT ZU    | 1       | 43            | 291     | 4        | 4      | 342       |
|              |         | 12.6          | 85.2    | 1.1      | 1.2    | 10.2      |
|              |         | 15.1          | 9.7     | 16.5     | 10.0   |           |
| Column Total |         | 286           | 2997    | 22       | 39     | 3344      |
|              |         | 8.6           | 89.6    | .7       | 1.2    | 100.0     |

| Chi-Square                                  | Value   | DF | Significance |
|---|---------|----|--------------|
| Pearson                                     | 9.06338 | 3  | .02846       |
| Likelihood Ratio                            | 8.11766 | 3  | .04364       |
| Mantel-Haenszel test for linear association | 3.77334 | 1  | .05208       |

Minimum Expected Frequency - 2.268  
 Cells with Expected Frequency < 5 - 2 OF 8 ( 25.0%)

| Statistic               | Value  | ASE1 | T-value | Approximate Significance |
|-------------------------|--------|------|---------|--------------------------|
| Phi                     | .05206 |      |         | .02846 *1                |
| Cramer's v              | .05206 |      |         | .02846 *1                |
| Contingency Coefficient | .05199 |      |         | .02846 *1                |

\*1 Pearson chi-square probability

Number of Missing Observations: 63

8-Nov-94 \*\*\* p 1.503 ausl.jugendliche - jugenddaten - \*\*\*  
 13:44:12 \*\*\* JUGOSLAWISCHE JUGENDLICHE \*\*\*

YUG JUGOSLAWEN by F7A AUFENTHLD. VATER

Page 1 of 1

| Count        |         | F7A         |         |              | Row Total |
|--------------|---------|-------------|---------|--------------|-----------|
| Row Pct      | Col Pct | IN DER B RD | HK.LAND | ANDERES LAND |           |
| YUG          | 0       | 2132        | 599     | 14           | 2745      |
| REST         |         | 77.7        | 21.8    | .5           | 90.3      |
|              |         | 90.7        | 89.1    | 82.2         |           |
| TRIPFT ZU    | 1       | 220         | 74      | 3            | 296       |
|              |         | 74.1        | 24.8    | 1.0          | 9.7       |
|              |         | 9.3         | 10.9    | 17.8         |           |
| Column Total |         | 2352        | 673     | 17           | 3042      |
|              |         | 77.3        | 22.1    | .6           | 100.0     |

| Chi-Square                                  | Value   | DF | Significance |
|---|---------|----|--------------|
| Pearson                                     | 2.76971 | 2  | .25036       |
| Likelihood Ratio                            | 2.52108 | 2  | .28350       |
| Mantel-Haenszel test for linear association | 2.29777 | 1  | .12956       |

Minimum Expected Frequency - 1.639  
 Cells with Expected Frequency < 5 - 1 OF 6 ( 16.7%)

| Statistic               | Value  | ASE1 | T-value | Approximate Significance |
|-------------------------|--------|------|---------|--------------------------|
| Phi                     | .03018 |      |         | .25036 *1                |
| Cramer's v              | .03018 |      |         | .25036 *1                |
| Contingency Coefficient | .03016 |      |         | .25036 *1                |

\*1 Pearson chi-square probability

Number of Missing Observations: 365

8-Nov-94 \*\*\* p 1.503 ausl.jugendliche - Jugenddaten - \*\*\*  
 13:44:13 \*\*\* JUGOSLAWISCHE JUGENDLICHE \*\*\*

YUG JUGOSLAWEN by RF7B ERSTEINREISE VATER

Page 1 of 1

| Count   |         | RF7B     |          |          |             |                | Row Total |
|---------|---------|----------|----------|----------|-------------|----------------|-----------|
| Row Pct | Col Pct | 1950-106 | 1961-197 | 1974-198 | 1981-HEU TE | NIE IN DER BRD |           |
| YUG     | 0       | 214      | 1752     | 247      | 64          | 389            | 2666      |
| REST    |         | 8.0      | 65.7     | 9.3      | 2.4         | 14.6           | 90.4      |
|         |         | 89.2     | 90.9     | 91.6     | 93.0        | 87.5           |           |

|              |   |                          |                    |                  |                 |                    |               |
|--------------|---|--------------------------|--------------------|------------------|-----------------|--------------------|---------------|
| TRIFFT ZU    | 1 | 26<br>9.2<br><b>10.8</b> | 175<br>61.5<br>9.1 | 23<br>8.0<br>8.4 | 5<br>1.7<br>7.0 | 56<br>19.6<br>12.5 | 284<br>9.6    |
| Column Total |   | 240<br>8.1               | 1927<br>65.3       | 270<br>9.1       | 68<br>2.3       | 445<br>15.1        | 2950<br>100.0 |

Chi-Square Value DF Significance

Pearson 6.35817 4 .17395  
Likelihood Ratio 6.09221 4 .19237  
Mantel-Haenszel test for linear association 2.37153 1 .12357

Minimum Expected Frequency = 6.578

|                         |        |      |         |                          |
|-------------------------|--------|------|---------|--------------------------|
| Statistic               | Value  | ASE1 | T-value | Approximate Significance |
| Phi                     | .04643 |      |         | .17395 *1                |
| Cramer's V              | .04643 |      |         | .17395 *1                |
| Contingency Coefficient | .04638 |      |         | .17395 *1                |

\*1 Pearson chi-square probability

Number of Missing Observations: 457

8-Nov-94 \*\*\* p 1.503 ausl.jugendliche - jugenddaten - \*\*\*  
13:44:13 \*\*\* JUGOSLAWISCHE JUGENDLICHE \*\*\*

YUG JUGOSLAWEN by F7C BERUF VATER

Page 1 of 1

|              |                             |                      |                     |                     |                     |                    |                   |                     |                     |                   |                   |               |
|--------------|-----------------------------|----------------------|---------------------|---------------------|---------------------|--------------------|-------------------|---------------------|---------------------|-------------------|-------------------|---------------|
| YUG          | Count<br>Row Pct<br>Col Pct | F7C                  |                     |                     |                     |                    |                   |                     |                     |                   |                   | Row Total     |
|              |                             | SONSTIGE UNG. ARB. S | ANG. ARB. 1         | FACHARB. 2          | HEISTER 3           | ANGESTEL LTER 4    | LEITEND. ANG. 5   | SELBSTST AENDIGER 6 | NICHT BE RUFSTAET 7 | IN RENTE 8        | 9                 |               |
| REST         | 0                           | 26<br>1.2<br>87.7    | 618<br>27.1<br>96.1 | 642<br>28.1<br>95.4 | 430<br>18.9<br>86.3 | 67<br>2.9<br>68.7  | 76<br>3.3<br>84.8 | 44<br>1.9<br>87.4   | 245<br>10.7<br>85.8 | 60<br>2.6<br>90.0 | 75<br>3.3<br>92.6 | 2282<br>90.8  |
| TRIFFT ZU    | 1                           | 4<br>1.6<br>12.3     | 25<br>10.8<br>3.9   | 31<br>13.3<br>4.6   | 68<br>29.5<br>13.7  | 30<br>13.1<br>31.3 | 14<br>5.9<br>15.2 | 6<br>2.7<br>12.6    | 41<br>17.6<br>14.2  | 7<br>2.9<br>10.0  | 6<br>2.6<br>7.4   | 231<br>9.2    |
| Column Total |                             | 30<br>1.2            | 643<br>25.6         | 673<br>26.8         | 499<br>19.8         | 97<br>3.9          | 90<br>3.6         | 50<br>2.0           | 285<br>11.4         | 66<br>2.6         | 81<br>3.2         | 2514<br>100.0 |

Chi-Square Value DF Significance

Pearson 121.63892 9 .00000  
Likelihood Ratio 107.97816 9 .00000  
Mantel-Haenszel test for linear association 30.41751 1 .00000

Minimum Expected Frequency = 2.762  
Cells with Expected Frequency < 5 = 2 OF 20 ( 10.0%)

|                         |        |      |         |                          |
|-------------------------|--------|------|---------|--------------------------|
| Statistic               | Value  | ASE1 | T-value | Approximate Significance |
| Phi                     | .21997 |      |         | .00000 *1                |
| Cramer's V              | .21997 |      |         | .00000 *1                |
| Contingency Coefficient | .21484 |      |         | .00000 *1                |

\*1 Pearson chi-square probability

Number of Missing Observations: 893

8-Nov-94 \*\*\* p 1.503 ausl.jugendliche - Jugenddaten - \*\*\*  
13:44:14 \*\*\* JUGOSLAWISCHE JUGENDLICHE \*\*

YUG JUGOSLAWEN by F8 STAATSANG. MUTTER

Page 1 of 1

|              |                             |                    |                      |                   |                   |               |
|--------------|-----------------------------|--------------------|----------------------|-------------------|-------------------|---------------|
| YUG          | Count<br>Row Pct<br>Col Pct | F8                 |                      |                   |                   | Row Total     |
|              |                             | LEBT NIC HT MEHR 1 | GLEICHE 2            | DEUTSCH 3         | ANDERE 4          |               |
| REST         | 0                           | 110<br>3.7<br>91.0 | 2805<br>93.2<br>89.8 | 50<br>1.7<br>88.6 | 44<br>1.4<br>97.3 | 3009<br>90.0  |
| TRIFFT ZU    | 1                           | 11<br>3.2<br>9.0   | 317<br>94.5<br>10.2  | 6<br>1.9<br>11.4  | 1<br>.4<br>2.7    | 336<br>10.0   |
| Column Total |                             | 121<br>3.6         | 3122<br>93.4         | 56<br>1.7         | 45<br>1.3         | 3345<br>100.0 |

Chi-Square Value DF Significance

Pearson 2.99204 3 .39285

Likelihood Ratio 3.98747 3 .26282  
 Mantel-Haenszel test for 1 .63873 1 .42415  
 linear association

Minimum Expected Frequency - 4.487  
 Cells with Expected Frequency < 5 - 1 OF 8 ( 12.5%)

| Statistic               | Value  | ASE1 | T-value | Approximate Significance |
|-------------------------|--------|------|---------|--------------------------|
| Phi                     | .02991 |      |         | .39285 *1                |
| Cramer's V              | .02991 |      |         | .39285 *1                |
| Contingency Coefficient | .02990 |      |         | .39285 *1                |

\*1 Pearson chi-square probability

Number of Missing Observations: 62

8-Nov-94 \*\*\* p 1.503 ausl.jugendliche - Jugenddaten - \*\*\*  
 13:44:14 \*\*\* JUGOSLAWISCHE JUGENDLICHE \*\*\*

YUG JUGOSLAWEN by F8A AUFENTHLD. MUTIER

Page 1 of 1

| Count<br>Row Pct<br>Col Pct | F8A |                      |                     | Row<br>Total     |               |
|-----------------------------|-----|----------------------|---------------------|------------------|---------------|
|                             | BRD | HK.LAND              | ANDERES<br>LAND     |                  |               |
|                             | 1   | 2                    | 3                   |                  |               |
| YUG                         |     |                      |                     |                  |               |
| REST                        | 0   | 2194<br>76.2<br>90.1 | 669<br>23.2<br>89.8 | 17<br>.6<br>85.4 | 2880<br>90.0  |
| TRIFFT ZU                   | 1   | 241<br>75.3<br>9.9   | 76<br>23.7<br>10.2  | 3<br>.9<br>14.6  | 319<br>10.0   |
| Column<br>Total             |     | 2434<br>76.1         | 744<br>23.3         | 20<br>.6         | 3199<br>100.0 |

| Chi-Square                                     | Value  | DF | Significance |
|--|--------|----|--------------|
| Pearson  | .55086 | 2  | .75925       |
| Likelihood Ratio                               | .49585 | 2  | .78042       |
| Mantel-Haenszel test for<br>linear association | .19734 | 1  | .65688       |

Minimum Expected Frequency - 2.039  
 Cells with Expected Frequency < 5 - 1 OF 6 ( 16.7%)

| Statistic               | Value  | ASE1 | T-value | Approximate Significance |
|-------------------------|--------|------|---------|--------------------------|
| Phi                     | .01312 |      |         | .75925 *1                |
| Cramer's V              | .01312 |      |         | .75925 *1                |
| Contingency Coefficient | .01312 |      |         | .75925 *1                |

\*1 Pearson chi-square probability

Number of Missing Observations: 208

8-Nov-94 \*\*\* p 1.503 ausl.jugendliche - Jugenddaten - \*\*\*  
 13:44:15 \*\*\* JUGOSLAWISCHE JUGENDLICHE \*\*\*

YUG JUGOSLAWEN by RF8B ERSTEINREISE MUTTER

Page 1 of 1

| Count<br>Row Pct<br>Col Pct | RF8B     |                    |                      |                     |                    | Row<br>Total        |               |
|-----------------------------|----------|--------------------|----------------------|---------------------|--------------------|---------------------|---------------|
|                             | 1950-106 | 1961-197           | 1974-198             | 1981-HEU<br>TE      | NIE IN<br>DER BRD  |                     |               |
|                             | 1        | 2                  | 3                    | 4                   | 5                  |                     |               |
| YUG                         |          |                    |                      |                     |                    |                     |               |
| REST                        | 0        | 101<br>3.6<br>85.0 | 1538<br>55.5<br>89.6 | 546<br>19.7<br>93.1 | 122<br>4.4<br>94.5 | 463<br>16.7<br>88.1 | 2770<br>90.0  |
| TRIFFT ZU                   | 1        | 18<br>5.8<br>15.0  | 179<br>58.2<br>10.4  | 41<br>13.2<br>6.9   | 7<br>2.3<br>5.5    | 63<br>20.4<br>11.9  | 307<br>10.0   |
| Column<br>Total             |          | 119<br>3.9         | 1717<br>55.8         | 587<br>19.1         | 129<br>4.2         | 526<br>17.1         | 3077<br>100.0 |

| Chi-Square                                     | Value    | DF | Significance |
|--|----------|----|--------------|
| Pearson  | 14.82679 | 4  | .00507       |
| Likelihood Ratio                               | 15.45218 | 4  | .00385       |
| Mantel-Haenszel test for<br>linear association | .04961   | 1  | .82374       |

Minimum Expected Frequency - 11.848

| Statistic | Value | ASE1 | T-value | Approximate Significance |
|-----------|-------|------|---------|--------------------------|
|-----------|-------|------|---------|--------------------------|

Phi .06941 .00507 \*1  
 Cramer's V .06941 .00507 \*1  
**Contingency Coefficient .06925 .00507 \*1**

\*1 Pearson chi-square probability

Number of Missing Observations: 330

8-Nov-94 \*\*\* p 1.503 ausl.jugendliche - jugenddaten - \*\*\*  
 13:44:15 \*\*\* JUGOSLAHISCHE JUGENDLICHE \*\*\*

YUG JUGOSLAWEN by P8C BERUF MUTTER

Page 1 of 2

| YUG               | Count<br>Row Pct<br>Col Pct | F8C                 |                     |                    |                  |                   |                     |                    |                      |                     |                   |                   |               | Row<br>Total |
|-------------------|-----------------------------|---------------------|---------------------|--------------------|------------------|-------------------|---------------------|--------------------|----------------------|---------------------|-------------------|-------------------|---------------|--------------|
|                   |                             | UNG.ARBE<br>ITERIN  | ANG.ARBE<br>ITERIN  | FACHARBE<br>ITERIN | MEISTERI<br>N    | ANGESTEL<br>LTE   | LEITENDE<br>ANGESTE | SEBSTSTA<br>ENDIGE | MITHELF.<br>FAM.ANGE | HAUSFRAU<br>OS      | ARBEITSL<br>S     | SONSTIGE          |               |              |
| REST              | 0                           | 541<br>23.1<br>93.1 | 312<br>13.3<br>84.7 | 99<br>4.2<br>72.9  | 3<br>.1<br>38.8  | 95<br>4.1<br>88.2 | 17<br>.7<br>78.4    | 44<br>1.9<br>86.2  | 103<br>4.4<br>83.4   | 998<br>42.6<br>94.9 | 92<br>3.9<br>89.2 | 27<br>1.2<br>85.5 | 2343<br>90.3  |              |
| TRIFFT ZU         | 1                           | 40<br>15.9<br>6.9   | 56<br>22.4<br>15.3  | 37<br>14.6<br>27.1 | 5<br>1.9<br>61.2 | 13<br>5.0<br>11.8 | 5<br>1.8<br>21.6    | 7<br>2.8<br>13.8   | 20<br>8.1<br>16.6    | 53<br>21.1<br>5.1   | 11<br>4.4<br>10.8 | 5<br>1.8<br>14.5  | 251<br>9.7    |              |
| (Continued) Total | Column<br>Total             | 580<br>22.4         | 369<br>14.2         | 136<br>5.2         | 8<br>.3          | 108<br>4.2        | 21<br>.8            | 51<br>2.0          | 123<br>4.7           | 1052<br>40.5        | 103<br>4.0        | 32<br>1.2         | 2595<br>100.0 |              |

8-Nov-94 \*\*\* p 1.503 ausl.jugendliche - Jugenddaten - \*\*\*  
 13:44:16 \*\*\* JUGOSLAWISCHE JUGENDLICHE \*\*\*

YUG JUGOSLAWEN by F8C BERUF MUTTER

Page 2 of 2

| YUG             | Count<br>Row Pct<br>Col Pct | F8C                 |    | Row<br>Total  |
|-----------------|-----------------------------|---------------------|----|---------------|
|                 |                             | TRIFFT N<br>ICHT ZU | 12 |               |
| REST            | 0                           | 13<br>.6<br>100.0   |    | 2343<br>90.3  |
| TRIFFT ZU       | 1                           |                     |    | 251<br>9.7    |
| Column<br>Total |                             | 13<br>.5            |    | 2595<br>100.0 |

| Chi-Square                                  | Value     | DF | Significance |
|---|-----------|----|--------------|
| Pearson                                     | 129.19076 | 11 | .00000       |
| Likelihood Ratio                            | 107.09839 | 11 | .00000       |
| Mantel-Haenszel test for linear association | 13.86158  | 1  | .00020       |

Minimum Expected Frequency = .764  
 Cells with Expected Frequency < 5 = 5 OF 24 ( 20.8%)

| Statistic               | Value  | ASE1 | T-value | Approximate Significance |
|-------------------------|--------|------|---------|--------------------------|
| Phi                     | .22313 |      |         | .00000 *1                |
| Cramer's V              | .22313 |      |         | .00000 *1                |
| Contingency Coefficient | .21778 |      |         | .00000 *1                |

\*1 Pearson chi-square probability

Number of Missing Observations: 812

8-Nov-94 \*\*\* p 1.503 ausl.jugendliche - Jugenddaten - \*\*\*  
 13:44:16 \*\*\* JUGOSLAWISCHE JUGENDLICHE \*\*\*

YUG JUGOSLAWEN by F9 RUECKKEHRPLAENE ELTERN

Page 1 of 1

| YUG             | Count<br>Row Pct<br>Col Pct | F9                  |                      |                     |                      |                    |                     | Row<br>Total  |
|-----------------|-----------------------------|---------------------|----------------------|---------------------|----------------------|--------------------|---------------------|---------------|
|                 |                             | BALD ZUR<br>UECK    | EINIGE J<br>AHRE BRD | IMMER IN<br>DER BRD | KEINE GE<br>NAUEN PL | IN EIN<br>AND.LAND | WEISS NI<br>CHT     |               |
| REST            | 0                           | 251<br>11.2<br>96.0 | 698<br>31.1<br>92.4  | 355<br>15.8<br>86.1 | 650<br>28.9<br>88.7  | 10<br>.5<br>100.0  | 282<br>12.6<br>86.6 | 2246<br>89.9  |
| TRIFFT ZU       | 1                           | 11<br>4.2<br>4.0    | 57<br>22.7<br>7.6    | 57<br>22.7<br>13.9  | 83<br>32.9<br>11.3   |                    | 44<br>17.4<br>13.4  | 252<br>10.1   |
| Column<br>Total |                             | 261<br>10.5         | 755<br>30.2          | 413<br>16.5         | 733<br>29.3          | 10<br>.4           | 326<br>13.1         | 2498<br>100.0 |

| Chi-Square                                  | Value    | DF | Significance |
|---|----------|----|--------------|
| Pearson                                     | 28.87603 | 5  | .00002       |
| Likelihood Ratio                            | 32.15567 | 5  | .00001       |
| Mantel-Haenszel test for linear association | 16.68693 | 1  | .00004       |

Minimum Expected Frequency - 1.044  
 Cells with Expected Frequency < 5 - 1 OF 12 ( 8.3%)

| Statistic               | Value  | ASE1 | T-value | Approximate Significance |
|-------------------------|--------|------|---------|--------------------------|
| Phi                     | .10752 |      |         | .00002 *1                |
| Cramer's V              | .10752 |      |         | .00002 *1                |
| Contingency Coefficient | .10691 |      |         | .00002 *1                |

\*1 Pearson chi-square probability

Number of Missing Observations: 909

8-Nov-94 \*\*\* p 1.503 ausl.jugendliche - Jugenddaten - \*\*\*  
 13:44:16 \*\*\* JUGOSLAWISCHE JUGENDLICHE \*\*\*

YUG JUGOSLAWEN by RF9 RUECKKEHRPLAENE ELTERN - REC.

Page 1 of 1

| Count<br>Row Pct<br>Col Pct | RF9                 |                     |                     |                     |                   |                     | Row Total     |             |            |            |
|-----------------------------|---------------------|---------------------|---------------------|---------------------|-------------------|---------------------|---------------|-------------|------------|------------|
|                             | BALD<br>UECK        | ZUR<br>AHRE         | EINIGE<br>BRD       | J<br>DER            | IMMER<br>BRD      | IN<br>NAUEN         |               | KEINE<br>PL | GE<br>AND. | IN<br>LAND |
| 0                           | 251<br>11.2<br>96.0 | 698<br>31.1<br>92.4 | 355<br>15.8<br>86.1 | 649<br>28.9<br>88.7 | 10<br>.5<br>100.0 | 281<br>12.5<br>86.5 | 2244<br>89.9  |             |            |            |
| 1                           | 11<br>4.2<br>4.0    | 57<br>22.7<br>7.6   | 57<br>22.7<br>13.9  | 83<br>32.9<br>11.3  |                   | 44<br>17.4<br>13.5  | 252<br>10.1   |             |            |            |
| Column Total                | 261<br>10.5         | 755<br>30.2         | 413<br>16.5         | 731<br>29.3         | 10<br>.4          | 325<br>13.0         | 2496<br>100.0 |             |            |            |

| Chi-Square                                  | Value    | DF | Significance |
|---|----------|----|--------------|
| Pearson                                     | 28.95017 | 5  | .00002       |
| Likelihood Ratio                            | 32.23850 | 5  | .00001       |
| Mantel-Haenszel test for linear association | 16.80054 | 1  | .00004       |

Minimum Expected Frequency - 1.044  
 Cells with Expected Frequency < 5 - 1 OF 12 ( 8.3%)

| Statistic               | Value  | ASE1 | T-value | Approximate Significance |
|-------------------------|--------|------|---------|--------------------------|
| Phi                     | .10770 |      |         | .00002 *1                |
| Cramer's V              | .10770 |      |         | .00002 *1                |
| Contingency Coefficient | .10708 |      |         | .00002 *1                |

\*1 Pearson chi-square probability

Number of Missing Observations: 911

8-Nov-94 \*\*\* p 1.503 ausl.jugendliche - jugenddaten - \*\*\*  
 13:44:17 \*\*\* JUGOSLAWISCHE JUGENDLICHE \*\*\*

YUG JUGOSLAWEN by F10 EIG. STAATSANGEHOERIGKEIT

Page 1 of 1

| Count<br>Row Pct<br>Col Pct | F10                  |                      |                       |                    |                     |                       | Row Total     |
|-----------------------------|----------------------|----------------------|-----------------------|--------------------|---------------------|-----------------------|---------------|
|                             | GRIECHIS<br>CH       | ITALIENI<br>SCH      | JUGOSLAW<br>ISCH      | PORTUGIE<br>SISCH  | SPANISCH<br>H       | TUERKISC<br>H         |               |
| 0                           | 307<br>10.0<br>100.0 | 661<br>21.6<br>100.0 |                       | 92<br>3.0<br>100.0 | 143<br>4.7<br>100.0 | 1855<br>60.7<br>100.0 | 3057<br>89.7  |
| 1                           |                      |                      | 350<br>100.0<br>100.0 |                    |                     |                       | 350<br>10.3   |
| Column Total                | 307<br>9.0           | 661<br>19.4          | 350<br>10.3           | 92<br>2.7          | 143<br>4.2          | 1855<br>54.4          | 3407<br>100.0 |

| Chi-Square                                  | Value      | DF | Significance |
|---|------------|----|--------------|
| Pearson                                     | 3407.00019 | 5  | .00000       |
| Likelihood Ratio                            | 2256.83075 | 5  | .00000       |
| Mantel-Haenszel test for linear association | 194.27686  | 1  | .00000       |

Minimum Expected Frequency - 9.426

| Statistic               | Value   | ASE1 | T-value | Approximate Significance |
|-------------------------|---------|------|---------|--------------------------|
| Phi                     | 1.00000 |      |         | .00000 *1                |
| Cramer's V              | 1.00000 |      |         | .00000 *1                |
| Contingency Coefficient | .70711  |      |         | .00000 *1                |

\*1 Pearson chi-square probability

Number of Missing Observations: 0

8-Nov-94 \*\*\* p 1.503 ausl.jugendliche - jugenddaten - \*\*  
 13:44:18 \*\*. JUGOSLAWISCHE JUGENDLICHE \*\*\*

YUG JUGOSLAWEN by F11 GEBORT IN BRD

F11 Page 1 of 1

|              | Count   | F11     |      | Row Total |
|--------------|---------|---------|------|-----------|
|              |         | JA      | NEIN |           |
|              | Row Pct | Col Pct |      |           |
|              |         | 1       | 2    |           |
| YUG          | 0       | 653     | 2404 | 3057      |
| REST         |         | 21.4    | 78.6 | 89.7      |
|              |         | 87.2    | 90.4 |           |
| TRIFFT ZU    | 1       | 95      | 255  | 350       |
|              |         | 27.2    | 72.8 | 10.3      |
|              |         | 12.8    | 9.6  |           |
| Column Total |         | 748     | 2659 | 3407      |
|              |         | 22.0    | 78.0 | 100.0     |

| Chi-Square                                  | Value   | DF | Significance |
|---|---------|----|--------------|
| Pearson                                     | 6.34223 | 1  | .01179       |
| Continuity Correction                       | 6.00373 | 1  | .01428       |
| Likelihood Ratio                            | 6.05754 | 1  | .01385       |
| Mantel-Haenszel test for linear association | 6.34037 | 1  | .01180       |

Minimum Expected Frequency - 76.937

| Statistic               | Value  | ASE1 | T-value | Approximate Significance |
|-------------------------|--------|------|---------|--------------------------|
| Phi                     | .04315 |      |         | .01179 *1                |
| Cramer's V              | .04315 |      |         | .01179 *1                |
| Contingency Coefficient | .04311 |      |         | .01179 *1                |

\*1 Pearson chi-square probability

Number of Missing Observations: 0

8-Nov-94 \*\*\* p 1.503 ausl.jugendliche - jugenddaten - \*\*\*  
 13:44:18 \*\*. JUGOSLAWISCHE JUGENDLICHE \*\*\*

YUG JUGOSLAWEN by RF11A EINREISEALTER

RF11A Page 1 of 1

|              | Count   | RF11A    |        |         |          |          | Row Total |
|--------------|---------|----------|--------|---------|----------|----------|-----------|
|              |         | BIS 3 J. | 4-6 J. | 7-10 J. | 11-15 J. | 16 J. U. |           |
|              | Row Pct | MEHR     |        |         |          |          |           |
|              | Col Pct | 1        | 2      | 3       | 4        | 5        |           |
| YUG          | 0       | 423      | 398    | 409     | 394      | 698      | 2322      |
| REST         |         | 18.2     | 17.2   | 17.6    | 17.0     | 30.0     | 90.5      |
|              |         | 83.4     | 92.5   | 90.8    | 96.8     | 90.6     |           |
| TRIFFT ZU    | 1       | 84       | 32     | 41      | 13       | 72       | 243       |
|              |         | 34.6     | 13.3   | 16.9    | 5.4      | 29.7     | 9.5       |
|              |         | 16.6     | 7.5    | 9.2     | 3.2      | 9.4      |           |
| Column Total |         | 507      | 431    | 450     | 407      | 770      | 2565      |
|              |         | 19.8     | 16.8   | 17.6    | 15.9     | 30.0     | 100.0     |

| Chi-Square                                  | Value    | DF | Significance |
|---|----------|----|--------------|
| Pearson                                     | 50.67361 | 4  | .00000       |
| Likelihood Ratio                            | 51.63282 | 4  | .00000       |
| Mantel-Haenszel test for linear association | 16.37999 | 1  | .00005       |

Minimum Expected Frequency - 38.651

| Statistic               | Value  | ASE1 | T-value | Approximate Significance |
|-------------------------|--------|------|---------|--------------------------|
| Phi                     | .14055 |      |         | .00000 *1                |
| Cramer's V              | .14055 |      |         | .00000 *1                |
| Contingency Coefficient | .13918 |      |         | .00000 *1                |

\*1 Pearson chi-square probability

Number of Missing Observations: 842

8-Nov-94 \*\*\* p 1.503 **ausl.jugendliche** - Jugenddaten - \*\*\*  
 13:44:19 \*\*\* JUGOSLAWISCHE JUGENDLICHE \*\*\*

YUG JUGOSLAWEN by RRF11A GEBURT BRD-EINREISEALTER - KOMB.

Page 1 of 1

|           |         | RRF11A              |                     |                     |                     |                     |                     |          |              |
|-----------|---------|---------------------|---------------------|---------------------|---------------------|---------------------|---------------------|----------|--------------|
| Count     | Row Pct | IN BRD              | G BIS               | 3 J.                | 4-6 J.              | 7-10 J.             | 11-15 J.            | 16 J. U. | Row          |
| Col Pct   | Col Pct | EB.                 |                     |                     |                     |                     | MEHR                |          | Total        |
|           |         | 0                   | 1                   | 2                   | 3                   | 4                   | 5                   |          |              |
| YUG       |         |                     |                     |                     |                     |                     |                     |          |              |
| REST      | 0       | 653<br>21.9<br>87.2 | 423<br>14.2<br>83.4 | 398<br>13.4<br>92.5 | 409<br>13.7<br>90.8 | 394<br>13.2<br>96.8 | 698<br>23.5<br>90.6 |          | 2975<br>89.8 |
| TRIFFT ZU | 1       | 95<br>28.2<br>12.8  | 84<br>24.9<br>16.6  | 32<br>9.5<br>7.5    | 41<br>12.2<br>9.2   | 13<br>3.9<br>3.2    | 72<br>21.4<br>9.4   |          | 339<br>10.2  |
| Column    |         | 748                 | 507                 | 431                 | 450                 | 407                 | 770                 |          | 3314         |
| Total     |         | 22.6                | 15.3                | 13.0                | 13.6                | 12.3                | 23.2                |          | 100.0        |

| Chi-Square                                  | Value    | DF | Significance |
|---|----------|----|--------------|
| Pearson                                     | 54.11330 | 5  | .00000       |
| Likelihood Ratio                            | 58.03000 | 5  | .00000       |
| Mantel-Haenszel test for linear association | 21.12037 | 1  | .00000       |

Minimum Expected Frequency - 41.648

| Statistic               | Value  | ASE1 | T-value | Approximate Significance |
|-------------------------|--------|------|---------|--------------------------|
| Phi                     | .12779 |      |         | .00000 *1                |
| Cramer's V              | .12779 |      |         | .00000 *1                |
| Contingency Coefficient | .12676 |      |         | .00000 *1                |

\*1 Pearson chi-square probability

Number of Missing Observations: 93

8-Nov-94 \*\*\* p 1.503 **ausl.jugendliche** - Jugenddaten - \*\*\*  
 13:44:19 \*\*\* JUGOSLAWISCHE JUGENDLICHE \*\*\*

YUG JUGOSLAWEN by F11C URBANITAET GEBURTSORT

Page 1 of 1

|           |         | F11C                |                      |                     |              |
|-----------|---------|---------------------|----------------------|---------------------|--------------|
| Count     | Row Pct | DORF                | STADT                | GROSSTADT           | Row          |
| Col Pct   | Col Pct |                     |                      | T                   | Total        |
|           |         | 1                   | 2                    | 3                   |              |
| YUG       |         |                     |                      |                     |              |
| REST      | 0       | 628<br>27.0<br>90.6 | 1031<br>44.4<br>90.4 | 665<br>28.6<br>90.5 | 2325<br>90.5 |
| TRIFFT ZU | 1       | 65<br>26.7<br>9.4   | 109<br>44.7<br>9.6   | 70<br>28.6<br>9.5   | 245<br>9.5   |
| Column    |         | 694                 | 1141                 | 735                 | 2570         |
| Total     |         | 27.0                | 44.4                 | 28.6                | 100.0        |

| Chi-Square                                  | Value  | DF | Significance |
|---|--------|----|--------------|
| Pearson                                     | .01804 | 2  | .99102       |
| Likelihood Ratio                            | .01779 | 2  | .99115       |
| Mantel-Haenszel test for linear association | .00465 | 1  | .94565       |

Minimum Expected Frequency - 66.051

| Statistic               | Value  | ASE1 | T-value | Approximate Significance |
|-------------------------|--------|------|---------|--------------------------|
| Phi                     | .00265 |      |         | .99102 *1                |
| Cramer's V              | .00265 |      |         | .99102 *1                |
| Contingency Coefficient | .00265 |      |         | .99102 *1                |

\*1 Pearson chi-square probability

Number of Missing Observations: 837

8-Nov-94 \*\*\* p 1.503 **ausl.jugendliche** - jugenddaten - \*\*\*  
 13:44:20 \*\*\* JUGOSLAWISCHE JUGENDLICHE .\*\*\*

YUG JUGOSLAWEN by F11D AUSWANDERUNGORT

|                 | Count<br>Row Pct<br>Col Pct | GEBURTSTO<br>RT      |                     | Row<br>Total  |
|-----------------|-----------------------------|----------------------|---------------------|---------------|
|                 |                             | 1                    | 2                   |               |
| YUG             |                             |                      |                     |               |
| REST            | 0                           | 1970<br>83.8<br>91.2 | 381<br>16.2<br>88.8 | 2351<br>90.8  |
| TRIFFT ZU       | 1                           | 190<br>79.8<br>8.8   | 48<br>20.2<br>11.2  | 238<br>9.2    |
| Column<br>Total |                             | 2160<br>83.4         | 429<br>16.6         | 2588<br>100.0 |

| Chi-Square                                     | Value   | DF | Significance |
|--|---------|----|--------------|
| Pearson  | 2.44249 | 1  | .11809       |
| Continuity Correction                          | 2.16465 | 1  | .14122       |
| Likelihood Ratio                               | 2.32796 | 1  | .12707       |
| Mantel-Haenszel test for<br>linear association | 2.44154 | 1  | .11816       |

Minimum Expected Frequency - 39.346

| Statistic               | Value  | ASE1 | T-value | Approximate<br>Significance |
|-------------------------|--------|------|---------|-----------------------------|
| Phi                     | .03072 |      |         | .11809 *1                   |
| Cramer's V              | .03072 |      |         | .11809 *1                   |
| Contingency Coefficient | .03070 |      |         | .11809 *1                   |

\*1 Pearson chi-square probability

Number of Missing Observations: 819

8-Nov-94 \*\*\* p 1.503 ausl.jugendliche - Jugenddaten - \*\*\*  
13:44:20 \*\*\* JUGOSLAWISCHE JUGENDLICHE \*\*\*

YUG JUGOSLAWEN by RF12 DAUER SCHULBESUCH HKLAND

RF12 Page 1 of 1

|                 | Count<br>Row Pct<br>Col Pct | 1-4 J. 5-8 J. 9 U.MEHR GAR NICH |                     |                     |                      | Row<br>Total  |
|-----------------|-----------------------------|---------------------------------|---------------------|---------------------|----------------------|---------------|
|                 |                             | 1                               | 2                   | 3                   | 4                    |               |
| YUG             |                             |                                 |                     |                     |                      |               |
| REST            | 0                           | 413<br>13.8<br>89.0             | 702<br>23.4<br>94.4 | 495<br>16.5<br>91.6 | 1383<br>46.2<br>86.9 | 2993<br>89.6  |
| TRIFFT ZU       | 1                           | 51<br>14.7<br>11.0              | 41<br>11.9<br>5.6   | 46<br>13.1<br>8.4   | 209<br>60.2<br>13.1  | 347<br>10.4   |
| Column<br>Total |                             | 464<br>13.9                     | 743<br>22.2         | 541<br>16.2         | 1592<br>47.7         | 3340<br>100.0 |

| Chi-Square                                     | Value    | DF | Significance |
|--|----------|----|--------------|
| Pearson  | 33.70637 | 3  | .00000       |
| Likelihood Ratio                               | 36.32654 | 3  | .00000       |
| Mantel-Haenszel test for<br>linear association | 13.96142 | 1  | .00019       |

Minimum Expected Frequency - 48.154

| Statistic               | Value  | ASE1 | T-value | Approximate<br>Significance |
|-------------------------|--------|------|---------|-----------------------------|
| Phi                     | .10046 |      |         | .00000 *1                   |
| Cramer's V              | .10046 |      |         | .00000 *1                   |
| Contingency Coefficient | .09996 |      |         | .00000 *1                   |

\*1 Pearson chi-square probability

Number of Missing Observations: 67

8-Nov-94 \*\*\* p 1.503 ausl.jugendliche - Jugenddaten - \*\*\*  
13:44:20 \*\*\* JUGOSLAWISCHE JUGENDLICHE \*\*\*

YUG JUGOSLAWEN by RF12A1 NIVEAU SCHULART HKLAND BESUCHT

RF12A1 Page 1 of 1

|           | Count<br>Row Pct<br>Col Pct | TRIFFT N NIEDRIG MITTEL HOCH UNI-EBEN SONSTIGE |                     |                     |                     |                    |                   |              | ROW<br>Total |
|-----------|-----------------------------|--|---------------------|---------------------|---------------------|--------------------|-------------------|--------------|--------------|
|           |                             | 0  | 1                   | 2                   | 3                   | 4                  | 9                 |              |              |
| YUG       |                             |  |                     |                     |                     |                    |                   |              |              |
| REST      | 0                           | 21<br>1.4<br>92.1                              | 743<br>48.9<br>93.4 | 361<br>23.7<br>91.8 | 245<br>16.1<br>93.2 | 107<br>7.0<br>95.2 | 44<br>2.9<br>89.0 | 1520<br>93.0 |              |
| TRIFFT ZU | 1                           | 2<br>1.6                                       | 52<br>45.3          | 32<br>28.1          | 18<br>15.6          | 5<br>4.7           | 5<br>4.7          | 115<br>7.0   |              |



|        |     |      |      |      |     |      |       |
|--------|-----|------|------|------|-----|------|-------|
|        | 7.9 | 6.6  | 13.2 | 6.8  | 4.8 | 11.0 |       |
| Column | 23  | 795  | 393  | 263  | 112 | 49   | 1635  |
| Total  | 1.4 | 48.6 | 24.1 | 16.1 | 6.9 | 3.0  | 100.0 |

| Chi-Square                                  | Value   | DF | Significance |
|---|---------|----|--------------|
| Pearson                                     | 3.20704 | 5  | .66810       |
| Likelihood Ratio                            | 3.10862 | 5  | .68324       |
| Mantel-Haenszel test for linear association | .50951  | 1  | .47535       |

Minimum Expected Frequency - 1.587  
 Cells with Expected Frequency < 5 - 2 OF 12 ( 16.7%)

| Statistic               | Value  | ASE1 | T-value | Approximate Significance |
|-------------------------|--------|------|---------|--------------------------|
| Phi                     | .04429 |      |         | .66810 *1                |
| Cramer's V              | .04429 |      |         | .66810 *1                |
| Contingency Coefficient | .04424 |      |         | .66810 *1                |

\*1 Pearson chi-square probability

Number of Missing Observations: 1772

8-Nov-94 \*\*\* p 1.503 ausl.jugendliche - jugenddaten - \*\*\*  
 13:44:21 \*\*\* JUGOSLAWISCHE JUGENDLICHE \*\*\*

YUG JUGOSLAWEN by RF12A2 NIVEAU SCHULART HKLAND ABGESCHLOSSEN

Page 1 of 1

|              |         | RF12A2   |         |        |      |          |          |       | Row Total |
|--------------|---------|----------|---------|--------|------|----------|----------|-------|-----------|
| Count        | Row Pct | TRIFFT N | NIEDRIG | MITTEL | HOCH | UNI-EBEN | SONSTIGE |       |           |
| Col Pct      | Col Pct | .ZU      | 0       | 1      | 2    | 3        | 4        | 9     |           |
| YUG          |         |          |         |        |      |          |          |       |           |
| REST         | 0       | 588      | 431     | 198    | 209  | 67       | 27       | 1520  |           |
|              |         | 38.7     | 28.4    | 13.0   | 13.7 | 4.4      | 1.8      | 93.0  |           |
|              |         | 92.9     | 95.6    | 88.0   | 93.1 | 92.5     | 91.8     |       |           |
| TRIFFT ZU    | 1       | 45       | 20      | 27     | 16   | 5        | 2        | 115   |           |
|              |         | 39.1     | 17.2    | 23.4   | 13.5 | 4.7      | 2.1      | 7.0   |           |
|              |         | 7.1      | 4.4     | 12.0   | 6.9  | 7.5      | 8.2      |       |           |
| Column Total |         | 633      | 451     | 225    | 224  | 72       | 29       | 1635  |           |
|              |         | 38.7     | 27.6    | 13.8   | 13.7 | 4.4      | 1.8      | 100.0 |           |

| Chi-Square                                  | Value    | DF | Significance |
|---|----------|----|--------------|
| Pearson                                     | 13.33579 | 5  | .02043       |
| Likelihood Ratio                            | 12.67770 | 5  | .02659       |
| Mantel-Haenszel test for linear association | .70909   | 1  | .40108       |

Minimum Expected Frequency - 2.069  
 Cells with Expected Frequency < 5 - 1 OF 12 ( 8.3%)

| Statistic               | Value  | ASE1 | T-value | Approximate Significance |
|-------------------------|--------|------|---------|--------------------------|
| Phi                     | .09031 |      |         | .02043 *1                |
| Cramer's V              | .09031 |      |         | .02043 *1                |
| Contingency Coefficient | .08994 |      |         | .02043 *1                |

\*1 Pearson chi-square probability

Number of Missing Observations: 1772

8-Nov-94 \*\*\* p 1.503 ausl.jugendliche - Jugenddaten - \*\*\*  
 13:44:21 \*\*\* JUGOSLAWISCHE JUGENDLICHE \*\*\*

YUG JUGOSLAWEN by F13 BERUFSAUSB. HK.LAND

Page 1 of 1

|              |         | F13  |      |       | Row Total |
|--------------|---------|------|------|-------|-----------|
| Count        | Row Pct | JA   | NEIN |       |           |
| Col Pct      | Col Pct | 1    | 2    |       |           |
| YUG          |         |      |      |       |           |
| REST         | 0       | 222  | 2740 | 2961  |           |
|              |         | 7.5  | 92.5 | 89.7  |           |
|              |         | 87.4 | 89.9 |       |           |
| TRIFFT ZU    | 1       | 32   | 307  | 340   |           |
|              |         | 9.4  | 90.6 | 10.3  |           |
|              |         | 12.6 | 10.1 |       |           |
| Column Total |         | 254  | 3047 | 3301  |           |
|              |         | 7.7  | 92.3 | 100.0 |           |

| Chi-Square            | Value   | DF | Significance |
|-----------------------|---------|----|--------------|
| Pearson               | 1.65477 | 1  | .19831       |
| Continuity Correction | 1.38968 | 1  | .23846       |

Likelihood Ratio 1.56314 1 .21121  
 Mantel-Haenszel test for 1.65426 1 .19836  
 linear association

Minimum Expected Frequency - 26.108

| Statistic               | Value  | ASE1 | T-value | Approximate Significance |
|-------------------------|--------|------|---------|--------------------------|
| Phi                     | .02239 |      |         | .19831 *1                |
| Cramer's V              | .02239 |      |         | .19831 *1                |
| Contingency Coefficient | .02238 |      |         | .19831 *1                |

\*1 Pearson chi-square probability

Number of Missing Observations: 106

8-Nov-94 \*\*\* p 1.503 ausl.jugendliche - Jugenddaten - \*\*\*  
 13:44:22 \*\*\* JUGOSLAWISCHE JUGENDLICHE \*\*\*

YUG JUGOSLAWEN by RF13A BERUF IM HERKLAND

RF13A Page 1 of 1

| Count        | RF13A               |                   |                    |                    |                   | Row Total    |
|--------------|---------------------|-------------------|--------------------|--------------------|-------------------|--------------|
|              | FERTIGUN GSBERUFE   | TECHNISC HE BERUF | DIENSTLE IST.BERU  | AKADEM.B ERUFE     | SONSTIGE BERUFE   |              |
| 0            | 102<br>50.5<br>89.4 | 7<br>3.4<br>85.1  | 61<br>30.3<br>83.3 | 22<br>11.0<br>80.4 | 10<br>4.8<br>89.1 | 202<br>86.3  |
| 1            | 12<br>37.5<br>10.6  | 1<br>3.7<br>14.9  | 12<br>38.3<br>16.7 | 5<br>16.8<br>19.6  | 1<br>3.7<br>10.9  | 32<br>13.7   |
| Column Total | 114<br>48.7         | 8<br>3.4          | 73<br>31.4         | 27<br>11.8         | 11<br>4.7         | 234<br>100.0 |

| Chi-Square                                  | Value   | DF | Significance |
|---|---------|----|--------------|
| Pearson                                     | 2.39835 | 4  | .66293       |
| Likelihood Ratio                            | 2.36376 | 4  | .66919       |
| Mantel-Haenszel test for linear association | 1.43271 | 1  | .23132       |

Minimum Expected Frequency - 1.107  
 Cells with Expected Frequency < 5 - 3 OF 10 ( 30.0%)

| Statistic               | Value  | ASE1 | T-value | Approximate Significance |
|-------------------------|--------|------|---------|--------------------------|
| Phi                     | .10130 |      |         | .66293 *1                |
| Cramer's V              | .10130 |      |         | .66293 *1                |
| Contingency Coefficient | .10079 |      |         | .66293 *1                |

\*1 Pearson chi-square probability

Number of Missing Observations: 3173

8-Nov-94 \*\*\* p 1.503 ausl.jugendliche - Jugenddaten - \*\*\*  
 13:44:23 \*\* JUGOSLAWISCHE JUGENDLICHE \*\*\*

>Warning # 3211  
 >On at least one case, the value of the weight variable was zero, negative, or missing. Such cases are considered missing by statistical procedures which need positively weighted cases, but remain on the file and are processed by non-statistical facilities such as LIST and SAVE.

Preceding task required 33.13 seconds CPU time; 55.55 seconds elapsed.

234 0 MULT RESPONSE GROUPS=F14 SCHULBESUCH IN BRD (F141 TO F148,DUMMY(1) /  
 235 0 VARIABLES=YUG(0,1) /  
 236 0 TABLES=YUG BY F14 /  
 237 0 STATISTICS 1 2

MULT RESPONSE requires 1264 bytes of workspace for execution.

8-Nov-94 \*\*\* p 1.503 ausl.jugendliche - Jugenddaten - \*\*\*  
 13:44:47 \*\*\* JUGOSLAWISCHE JUGENDLICHE \*\*\*

\* \* \* C R O S S T A B U L A T I O N \* \* \*

YUG JUGOSLAWEN  
 by F14 (tabulating 1) SCHULBESUCH IN BRD

F14

| Count   | GRUNDSCH | HAUPTSCH | SONDERSC | REALSCHU | GYMNASIU | GESAMTSC | SONST.SC | KEIN SCH | Row   |
|---------|----------|----------|----------|----------|----------|----------|----------|----------|-------|
| Row pct | ULE BRD  | ULE BRD  | HULE BRD | LE BRD   | M BRD    | HULE BRD | HULE BRD | ULBESUCH | Total |
| Col pct | F141     | F142     | F143     | F144     | F145     | F146     | F147     | F148     | DUMMY |

| YUG          |         | 0    | 1    | 2    | 3    | 4    | 5    | 6    | 7     | 8     | 9 | 10 | 11 | 12    |
|--------------|---------|------|------|------|------|------|------|------|-------|-------|---|----|----|-------|
| REST         | Count   | 1305 | 1456 | 100  | 551  | 448  | 195  | 144  | 710   | 3057  |   |    |    |       |
|              | Row Pct | 42.7 | 47.6 | 3.3  | 18.0 | 14.7 | 6.4  | 4.7  | 23.2  | 100.0 |   |    |    |       |
|              | Col Pct | 86.6 | 91.5 | 95.7 | 86.7 | 85.1 | 82.9 | 91.5 | 91.6  | 89.7  |   |    |    |       |
| TRIFFT ZU    | Count   | 202  | 135  | 5    | 85   | 79   | 40   | 13   | 65    | 350   |   |    |    |       |
|              | Row Pct | 57.6 | 38.6 | 1.3  | 24.2 | 22.4 | 11.5 | 3.8  | 18.6  | 100.0 |   |    |    |       |
|              | Col Pct | 13.4 | 8.5  | 4.3  | 13.3 | 14.9 | 17.1 | 8.5  | 8.4   | 10.3  |   |    |    |       |
| Column Total | 1506    | 1591 | 105  | 636  | 526  | 236  | 157  | 775  | 3407  |       |   |    |    | 3407  |
| Total        | 44.2    | 46.7 | 3.1  | 18.7 | 15.5 | 6.9  | 4.6  | 22.7 | 100.0 |       |   |    |    | 100.0 |

Percents and totals based on respondents

3,407 valid cases; 0 missing cases

8-Nov-94 \*\* p 1.503 ausl.jugendliche - Jugenddaten - \*\*\*  
 13:44:48 \*\*\* JUGOSLAWISCHE JUGENDLICHE \*\*\*

>Warning # 3211  
 >On at least one case, the value of the weight variable was zero, negative, or missing. Such cases are considered missing by statistical procedures which need positively weighted cases, but remain on the file and are processed by non-statistical facilities such as LIST and SAVE.

Preceding task required 17.94 seconds CPU time; 25.81 seconds elapsed.

238 0 CROSSTABS TABLES-  
 239 0 YUG BY F14A RF14B RF14C F14D TO F14H RF14I  
 240 0 OPTIONS 3 4  
 241 0 STATISTICS 1 2 3

There are 4,441,568 bytes of memory available.

Memory allows for 32,767 cells with 2 dimensions for general CROSSTABS.

8-Nov-94 \*\* p 1.503 ausl.jugendliche - jugenddaten - \*\*\*  
 13:45:15 \*\*\* JUGOSLAWISCHE JUGENDLICHE \*\*\*

YUG JUGOSLAWEN by F14A SCHULABSCHL. BRD

Page 1 of 1

|              |         | F14A             |                   |                 |        |            |              |                | Row Total |
|--------------|---------|------------------|-------------------|-----------------|--------|------------|--------------|----------------|-----------|
| Count        | Row Pct | HAUPTSCHULABSCHL | SONDERSCHULABSCHL | REALSCHULABSCHL | ABITUR | SONSTIGE S | SCHULE 0 HNE | NOCH SCH UELER |           |
| Col Pct      |         | 1                | 2                 | 3               |        | 5          | 6            |                |           |
| YUG          |         |                  |                   |                 |        |            |              |                |           |
| REST         | 0       | 862              | 59                | 314             | 184    | 78         | 197          | 578            | 2271      |
|              | Row Pct | 38.0             | 2.6               | 13.8            | 8.1    | 3.4        | 8.7          | 25.5           | 89.2      |
|              | Col Pct | 91.7             | 96.1              | 88.1            | 86.1   | 95.9       | 93.9         | 84.7           |           |
| TRIFFT ZU    | 1       | 79               | 2                 | 42              | 30     | 3          | 13           | 105            | 274       |
|              | Row Pct | 28.7             | .9                | 15.5            | 10.8   | 1.2        | 4.6          | 38.3           | 10.8      |
|              | Col Pct | 8.3              | 3.9               | 11.9            | 13.9   | 4.1        | 6.1          | 15.3           |           |
| Column Total |         | 940              | 61                | 356             | 213    | 81         | 209          | 683            | 2545      |
| Total        |         | 37.0             | 2.4               | 14.0            | 8.4    | 3.2        | 8.2          | 26.8           | 100.0     |

| Chi-Square                                  | Value    | DF | Significance |
|---|----------|----|--------------|
| Pearson                                     | 34.81465 | 6  | .00000       |
| Likelihood Ratio                            | 36.19402 | 6  | .00000       |
| Mantel-Haenszel test for linear association | 13.05322 | 1  | .00030       |

Minimum Expected Frequency = 6.600

| Statistic               | Value  | ASE1 | T-value | Approximate Significance |
|-------------------------|--------|------|---------|--------------------------|
| Phi                     | .11697 |      |         | .00000 *1                |
| Cramer's V              | .11697 |      |         | .00000 *1                |
| Contingency Coefficient | .11618 |      |         | .00000 *1                |

\*1 Pearson chi-square probability

Number of Missing Observations: 862

8-Nov-94 \*\*\* p 1.503 ausl.jugendliche - Jugenddaten - \*\*\*  
 13:45:16 \*\*\* JUGOSLAWISCHE JUGENDLICHE \*\*\*

YUG JUGOSLAWEN by RF14B SCHULE BEENDET

Page 1 of 1

|           |         | RF14B    |          |          |        | Row Total |
|-----------|---------|----------|----------|----------|--------|-----------|
| Count     | Row Pct | 1974 - 1 | 1980 - 1 | 1983 - 1 | 1986 + |           |
| Col Pct   |         | 1        | 2        | 3        | 4      |           |
| YUG       |         |          |          |          |        |           |
| REST      | 0       | 310      | 372      | 477      | 607    | 1766      |
|           | Row Pct | 17.5     | 21.1     | 27.0     | 34.4   | 90.7      |
|           | Col Pct | 92.5     | 87.0     | 91.5     | 91.6   |           |
| TRIFFT ZU | 1       | 25       | 56       | 44       | 56     | 180       |
|           | Row Pct | 14.0     | 30.8     | 24.4     | 30.8   | 9.3       |
|           | Col Pct |          |          |          |        |           |

|        | 7.5  | 13.0 | 8.5  | 8.4  |       |
|--------|------|------|------|------|-------|
| Column | 335  | 427  | 521  | 663  | 1946  |
| Total  | 17.2 | 22.0 | 26.8 | 34.1 | 100.0 |

| Chi-Square                                  | Value   | DF | Significance |
|---|---------|----|--------------|
| Pearson                                     | 9.31714 | 3  | .02536       |
| Likelihood Ratio                            | 8.70844 | 3  | .03343       |
| Mantel-Haenszel test for linear association | .54296  | 1  | .46121       |

Minimum Expected Frequency - 31.072

| Statistic               | Value  | ASE1 | T-value | Approximate Significance |
|-------------------------|--------|------|---------|--------------------------|
| Phi                     | .06919 |      |         | .02536 *1                |
| Cramer's V              | .06919 |      |         | .02536 *1                |
| Contingency Coefficient | .06903 |      |         | .02536 *1                |

\*1 Pearson chi-square probability

Number of Missing Observations: 1461

8-Nov-94 \*\*\* p 1.503 ausl.jugendliche - Jugenddaten - \*\*\*  
13:45:17 \*\*\* JUGOSLAWISCHE JUGENDLICHE \*\*\*

YUG JUGOSLAWEN by RF14C SCHULBESUCHSDAUER BRD

Page 1 of 1

| Count<br>Row Pct<br>Col Pct | RP14C      |                    |                     |                     |                     | Row<br>Total        |              |
|-----------------------------|------------|--------------------|---------------------|---------------------|---------------------|---------------------|--------------|
|                             | 1          | 2                  | 3                   | 4                   | 5                   |                     |              |
|                             | HRE        | HRE                | HRE                 | AHRE                | E                   | Jahr                |              |
| YUG                         |            |                    |                     |                     |                     |                     |              |
| REST                        | 0          | 115<br>5.0<br>93.6 | 278<br>12.1<br>94.7 | 449<br>19.6<br>93.0 | 964<br>42.1<br>87.3 | 484<br>21.1<br>86.3 | 2289<br>89.3 |
| TRIFFT ZU                   | 1          | 8<br>2.8<br>6.4    | 16<br>5.7<br>5.3    | 34<br>12.4<br>7.0   | 140<br>51.0<br>12.7 | 77<br>28.1<br>13.7  | 274<br>10.7  |
| Column<br>Total             | 123<br>4.8 | 293<br>11.4        | 483<br>18.8         | 1104<br>43.1        | 561<br>21.9         | 2563<br>100.0       |              |

| Chi-Square                                  | Value    | DF | Significance |
|---|----------|----|--------------|
| Pearson                                     | 27.95576 | 4  | .00001       |
| Likelihood Ratio                            | 30.33247 | 4  | .00000       |
| Mantel-Haenszel test for linear association | 23.42595 | 1  | .00000       |

Minimum Expected Frequency - 13.128

| Statistic               | Value  | ASE1 | T-value | Approximate Significance |
|-------------------------|--------|------|---------|--------------------------|
| Phi                     | .10443 |      |         | .00001 *1                |
| Cramer's V              | .10443 |      |         | .00001 *1                |
| Contingency Coefficient | .10386 |      |         | .00001 *1                |

\*1 Pearson chi-square probability

Number of Missing Observations: 844

8-Nov-94 \*\*\* p 1.503 ausl.jugendliche - Jugenddaten - \*\*\*  
13:45:17 \*\*\* JUGOSLAWISCHE JUGENDLICHE \*\*\*

YUG JUGOSLAWEN by F14D BESCHULUNGSFORM

Page 1 of 1

| Count<br>Row Pct<br>Col Pct | F14D              |                    |                                 | Row<br>Total       |              |
|-----------------------------|-------------------|--------------------|---------------------------------|--------------------|--------------|
|                             | 1                 | 2                  | 3                               |                    |              |
|                             | REINE<br>SLAENDER | AU<br>E            | GEMISCHT<br>TRIFFT N<br>ICHT ZU |                    |              |
| YUG                         |                   |                    |                                 |                    |              |
| REST                        | 0                 | 229<br>9.9<br>96.3 | 1912<br>82.9<br>89.1            | 166<br>7.2<br>85.0 | 2307<br>89.4 |
| TRIFFT ZU                   | 1                 | 9<br>3.2<br>3.7    | 235<br>86.1<br>10.9             | 29<br>10.7<br>15.0 | 273<br>10.6  |
| Column<br>Total             | 238<br>9.2        | 2147<br>83.2       | 195<br>7.6                      | 2580<br>100.0      |              |

| Chi-Square                                  | Value    | DF | Significance |
|---|----------|----|--------------|
| Pearson                                     | 16.19610 | 2  | .00030       |
| Likelihood Ratio                            | 19.36998 | 2  | .00006       |
| Mantel-Haenszel test for linear association | 15.20511 | 1  | .00010       |

Minimum Expected Frequency - 20.641

| Statistic               | Value  | ASE1 | T-value | Approximate Significance |
|-------------------------|--------|------|---------|--------------------------|
| Phi                     | .07923 |      |         | .00030 *1                |
| Cramer's V              | .07923 |      |         | .00030 *1                |
| Contingency Coefficient | .07898 |      |         | .00030 *1                |

\*1 Pearson chi-square probability

Number of Missing Observations: 827

8-Nov-94 \*\*\* p 1.503 ausl.jugendliche - Jugenddaten - \*\*\*  
 13:45:18 \*\*\* JUGOSLAWISCHE JUGENDLICHE \*\*\*

YUG JUGOSLAWEN by F14E UNTERBRECHUNG D. SCHULZEIT

F14E Page 1 of 1

| Count<br>Row Pct<br>Col Pct | F14E |      | ROW<br>Total |
|-----------------------------|------|------|--------------|
|                             | JA   | NEIN |              |
|                             | 1    | 2    |              |
| YUG                         |      |      |              |
| REST                        | 0    | 2144 | 2292         |
|                             | 6.5  | 93.5 | 89.2         |
|                             | 90.9 | 89.1 |              |
| TRIFFT ZU                   | 1    | 264  | 278          |
|                             | 5.3  | 94.7 | 10.8         |
|                             | 9.1  | 10.9 |              |
| Column Total                | 163  | 2408 | 2571         |
|                             | 6.3  | 93.7 | 100.0        |

| Chi-Square                                  | Value  | DF | Significance |
|---|--------|----|--------------|
| Pearson                                     | .52244 | 1  | .46980       |
| Continuity Correction                       | .35107 | 1  | .55351       |
| Likelihood Ratio                            | .54632 | 1  | .45982       |
| Mantel-Haenszel test for linear association | .52224 | 1  | .46989       |

Minimum Expected Frequency - 17.634

| Statistic               | Value  | ASE1 | T-value | Approximate Significance |
|-------------------------|--------|------|---------|--------------------------|
| Phi                     | .01426 |      |         | .46980 *1                |
| Cramer's V              | .01426 |      |         | .46980 *1                |
| Contingency Coefficient | .01425 |      |         | .46980 *1                |

\*1 Pearson chi-square probability

Number of Missing Observations: 836

8-Nov-94 \*\*\* p 1.503 ausl.jugendliche - Jugenddaten - \*\*\*  
 13:45:18 \*\*\* JUGOSLAWISCHE JUGENDLICHE \*\*\*

YUG JUGOSLAWEN by F14F1 GRUENDE F. SCHULUNTERBRECHUNG 1 .NENN.

F14F1 Page 1 of 1

| Count<br>Row Pct<br>col Pct | F14F1      |           |            |            |                   |                    |                      |          | Row<br>Total |
|-----------------------------|------------|-----------|------------|------------|-------------------|--------------------|----------------------|----------|--------------|
|                             | KEINE GABE | AN IMHEIM | AUFENTH. T | KRANKHEI 2 | SPRACHPR OBLEME 4 | SONST. PR OBLEME 5 | MILITAER DI. HLAND 6 | SONST. 9 |              |
| YUG                         |            |           |            |            |                   |                    |                      |          |              |
| REST                        | 0          | 15        | 12         | 2          | 9                 | 8                  | 1                    | 130      |              |
|                             | 63.9       | 11.6      | 9.5        | 1.4        | 6.8               | 6.0                | .8                   | 89.8     |              |
|                             | 95.2       | 86.0      | 82.0       | 100.0      | 83.2              | 86.7               | 30.3                 |          |              |
| TRIFFT ZU                   | 1          | 2         | 3          | 2          | 1                 | 1                  | 2                    | 15       |              |
|                             | 28.5       | 16.6      | 18.3       | 12.0       | 8.1               | 16.6               | 10.2                 |          |              |
|                             | 4.8        | 14.0      | 18.0       | 16.8       | 13.3              | 69.7               |                      |          |              |
| Column Total                | 88         | 18        | 15         | 2          | 11                | 9                  | 4                    | 145      |              |
|                             | 60.3       | 12.1      | 10.4       | 1.2        | 7.3               | 6.2                | 2.4                  | 100.0    |              |

| Chi-Square                                  | Value    | DF | Significance |
|---|----------|----|--------------|
| Pearson                                     | 18.43113 | 6  | .00524       |
| Likelihood Ratio                            | 12.48250 | 6  | .05203       |
| Mantel-Haenszel test for linear association | 10.35016 | 1  | .00129       |

Minimum Expected Frequency - .180  
 Cells with Expected Frequency < 5 - 8 OF 14 ( 57.1%)

| Statistic  | Value  | ASE1 | T-value | Approximate Significance |
|------------|--------|------|---------|--------------------------|
| Phi        | .35629 |      |         | .00524 *1                |
| Cramer's V | .35629 |      |         | .00524 *1                |

Contingency Coefficient .33563 .00524 \*1

\*1 Pearson chi-square probability

Number of Missing Observations: 3262

8-Nov-94 \*\*\* p 1.503 ausl.jugendliche - Jugenddaten - \*\*\*  
 13:45:19 \*\*\* JUGOSLAWISCHE JUGENDLICHE \*\*\*

YUG JUGOSLAWEN by F14F2 GRUENDE F. SCHULUNTERBRECHUNG 2.NENN.

Page 1 of 1

|           |         | F14F2     |          |          |          |          |          |       | Row   |
|-----------|---------|-----------|----------|----------|----------|----------|----------|-------|-------|
| Count     | Row Pct | AUFENTH.  | KRANKHEI | VOM SCHU | SPRACHPR | SONST.PR | MILITAER | SONS. | Row   |
| Col Pct   | Col Pct | IM HEIM T | 2        | LAMT AMG | OBLEME   | OBLEME   | DI.HLAND | 9     | Total |
|           |         | 1         | 2        | 3        | 4        | 5        | 6        |       |       |
| YUG       |         |           |          |          |          |          |          |       |       |
| REST      | 0       | 33        | 14       | 2        | 1        | 22       | 3        | 10    | 85    |
|           |         | 38.6      | 17.0     | 2.2      | 1.2      | 26.3     | 3.1      | 11.4  | 95.2  |
|           |         | 96.4      | 100.0    | 100.0    | 100.0    | 92.4     | 68.9     | 100.0 |       |
| TRIFFT ZU | 1       | 1         |          |          |          | 2        | 1        |       | 4     |
|           |         | 28.4      |          |          |          | 43.3     | 28.4     |       | 4.8   |
|           |         | 3.6       |          |          |          | 7.6      | 31.1     |       |       |
| Column    |         | 34        | 14       | 2        | 1        | 24       | 4        | 10    | 89    |
| Total     |         | 38.1      | 16.2     | 2.1      | 1.2      | 27.1     | 4.3      | 10.9  | 100.0 |

| Chi-Square                                  | Value   | DF | Significance |
|---|---------|----|--------------|
| Pearson                                     | 7.78355 | 6  | .25439       |
| Likelihood Ratio                            | 5.90627 | 6  | .43377       |
| Mantel-Haenszel test for linear association | .34320  | 1  | .55799       |

Minimum Expected Frequency - .051  
 Cells with Expected Frequency < 5 - 10 OP 14 ( 71.4%)

| Statistic               | Value  | ASE1 | T-value | Approximate Significance |
|-------------------------|--------|------|---------|--------------------------|
| Phi                     | .29615 |      |         | .25439 *1                |
| Cramer's v              | .29615 |      |         | .25439 *1                |
| Contingency Coefficient | .28396 |      |         | .25439 *1                |

\*1 Pearson chi-square probability

Number of Missing Observations: 3318

8-Nov-94 \*\*\* p 1.503 ausl.jugendliche - jugenddaten - \*\*\*  
 13:45:19 \*\*\* JUGOSLAWISCHE JUGENDLICHE \*\*\*

YUG JUGOSLAWEN by F14F3 GRUENDE P. SCHULUNTERBRECHUNG 3.NENN.

Page 1 of 1

|         |         | F14F3    |          | Row   |
|---------|---------|----------|----------|-------|
| Count   | Row Pct | KEINE AN | SPRACHPR | Row   |
| Col Pct | Col Pct | GABE     | OBLEME   | Total |
|         |         | 0        | 4        |       |
| YUG     |         |          |          |       |
| REST    | 0       | 1        | 1        | 2     |
|         |         | 43.7     | 56.3     | 100.0 |
|         |         | 100.0    | 100.0    |       |
| Column  |         | 1        | 1        | 2     |
| Total   |         | 43.7     | 56.3     | 100.0 |

>Warning # 10307  
 >Statistics cannot be computed when the number of non-empty rows or columns is >one.

Number of Missing Observations: 3405

8-Nov-94 \*\*\* p 1.503 ausl.jugendliche - Jugenddaten - \*\*\*  
 13:45:19 \*\*\* JUGOSLAWISCHE JUGENDLICHE \*\*\*

YUG JUGOSLAWEN by F14G AKT. STATUS

Page 1 of 1

|           |         | F14G    |          |          |          |          | Row   |
|-----------|---------|---------|----------|----------|----------|----------|-------|
| Count     | Row Pct | SCHULAU | BERUFSAU | ERWERBST | NICHT B  | STUDENTE | Row   |
| Col Pct   | Col Pct | BILDUNG | SBILDUNG | AETIG    | ERUFSTAE | N        | Total |
|           |         | 1       | 2        | 3        | 4        | 5        |       |
| YUG       |         |         |          |          |          |          |       |
| REST      | 0       | 696     | 358      | 827      | 530      | 143      | 2554  |
|           |         | 27.2    | 14.0     | 32.4     | 20.7     | 5.6      | 89.4  |
|           |         | 85.5    | 91.5     | 92.9     | 90.2     | 82.3     |       |
| TRIFFT ZU | 1       | 118     | 33       | 63       | 58       | 31       | 303   |
|           |         | 38.8    | 11.0     | 20.9     | 19.1     | 10.2     | 10.6  |
|           |         | 14.5    | 8.5      | 7.1      | 9.8      | 17.7     |       |
| Column    |         | 814     | 392      | 890      | 588      | 174      | 2857  |
| Total     |         | 28.5    | 13.7     | 31.2     | 20.6     | 6.1      | 100.0 |

| Chi-Square                                  | Value    | DF | Significance |
|---|----------|----|--------------|
| Pearson                                     | 35.68934 | 4  | .00000       |
| Likelihood Ratio                            | 34.62442 | 4  | .00000       |
| Mantel-Haenszel test for linear association | 2.76815  | 1  | .09616       |

Minimum Expected Frequency - 18.452

| Statistic               | Value  | ASE1 | T-value | Approximate Significance |
|-------------------------|--------|------|---------|--------------------------|
| Phi                     | .11177 |      |         | .00000 *1                |
| Cramer's V              | .11177 |      |         | .00000 *1                |
| Contingency Coefficient | .11108 |      |         | .00000 *1                |

\*1 Pearson chi-square probability

Number of Missing Observations: 550

8-Nov-94 \*\*\* p 1.503 **ausl.jugendliche** - Jugenddaten - \*\*\*  
 13:45:20 \*\*\* JUGOSLAWISCHE JUGENDLICHE \*\*\*

YUG JUGOSLAWEN by F14H PLAENE VON SCHUELERN

Page 1 of 1

|              |         | F14H                |                   |                     |                     |                    |                    |          |          |              |
|--------------|---------|---------------------|-------------------|---------------------|---------------------|--------------------|--------------------|----------|----------|--------------|
| Count        | Row Pct | BERUF               | ER                | GELD                | VER                 | WEITERF.           | STUDIUM            | SONSTIGE | KEINE PL | Row          |
| Col Pct      |         | 1                   | 2                 | 3                   | 4                   | 5                  | 6                  |          |          | Total        |
| YUG          |         |                     |                   |                     |                     |                    |                    |          |          |              |
| REST         | 0       | 243<br>36.9<br>85.1 | 36<br>5.5<br>88.6 | 127<br>19.3<br>90.4 | 174<br>26.3<br>80.6 | 12<br>1.8<br>100.0 | 67<br>10.2<br>85.8 |          |          | 660<br>85.3  |
| TRIFFT ZU    | 1       | 42<br>37.4<br>14.9  | 5<br>4.1<br>11.4  | 13<br>11.9<br>9.6   | 42<br>36.7<br>19.4  |                    | 11<br>9.9<br>14.2  |          |          | 113<br>14.7  |
| Column Total |         | 286<br>36.9         | 41<br>5.3         | 141<br>18.2         | 215<br>27.8         | 12<br>1.5          | 79<br>10.2         |          |          | 773<br>100.0 |

| Chi-Square                                  | Value    | DF | Significance |
|---|----------|----|--------------|
| Pearson                                     | 9.15696  | 5  | .10296       |
| Likelihood Ratio                            | 10.98126 | 5  | .05175       |
| Mantel-Haenszel test for linear association | .12535   | 1  | .72330       |

Minimum Expected Frequency - 1.754  
 Cells with Expected Frequency < 5 - 1 OF 12 ( 8.3%)

| Statistic               | Value  | ASE1 | T-value | Approximate Significance |
|-------------------------|--------|------|---------|--------------------------|
| Phi                     | .10882 |      |         | .10296 *1                |
| Cramer's V              | .10882 |      |         | .10296 *1                |
| Contingency Coefficient | .10819 |      |         | .10296 *1                |

\*1 Pearson chi-square probability

Number of Missing Observations: 2634

8-Nov-94 \*\*\* p 1.503 **ausl.jugendliche** - Jugenddaten - \*\*\*  
 13:45:20 \*\*\* JUGOSLAWISCHE JUGENDLICHE \*\*\*

YUG JUGOSLAWEN by RF14I AUSBILDUNGSWUNSCH SCHUELER

Page 1 of 1

|              |         | RF14I              |                  |                     |                    |              |
|--------------|---------|--------------------|------------------|---------------------|--------------------|--------------|
| Count        | Row Pct | FERTIGUN           | TECHN.BE         | DIENSTLE            | SONSTIGE           | Row          |
| col Pct      |         | 1                  | 2                | 3                   | 4                  | Total        |
| YUG          |         |                    |                  |                     |                    |              |
| REST         | 0       | 77<br>33.6<br>84.7 | 9<br>3.8<br>87.8 | 110<br>48.1<br>84.8 | 33<br>14.5<br>85.1 | 229<br>84.9  |
| TRIFFT ZU    | 1       | 14<br>34.3<br>15.3 | 1<br>3.0<br>12.2 | 20<br>48.5<br>15.2  | 6<br>14.3<br>14.9  | 41<br>15.1   |
| Column Total |         | 91<br>33.7         | 10<br>3.6        | 130<br>48.2         | 39<br>14.5         | 270<br>100.0 |

| Chi-Square                                  | Value  | DF | Significance |
|---|--------|----|--------------|
| Pearson                                     | .07034 | 3  | .99514       |
| Likelihood Ratio                            | .07400 | 3  | .99476       |
| Mantel-Haenszel test for linear association | .00184 | 1  | .96578       |

Minimum Expected Frequency - 1.482  
 Cells with Expected Frequency < 5 - 1 OF 8 ( 12.5%)

| Statistic               | Value  | ASE1 | T-value | Approximate Significance |
|-------------------------|--------|------|---------|--------------------------|
| Phi                     | .01614 |      |         | .99514 *1                |
| Cramer's V              | .01614 |      |         | .99514 *1                |
| Contingency Coefficient | .01614 |      |         | .99514 *1                |

\*1 Pearson chi-square probability

Number of Missing Observations: 3137

8-Nov-94 \*\*\* p 1.503 ausl.jugendliche - Jugenddaten - \*\*\*  
13:45:22 \*\*\* JUGOSLAWISCHE JUGENDLICHE \*\*\*

Page 54

>Warning 0 3211  
>On at least one case, the value of the weight variable was zero, negative, or >missing. Such cases are considered missing by statistical procedures which >need positively weighted cases, but remain on the file and are processed by >non-statistical facilities such as LIST and SAVE.

Preceding task required 21.88 seconds CPU time; 33.26 seconds elapsed.

242 0 BREAKDOWN TABLES-F14B F14C BY YUG

There are 4,441,568 bytes of memory available.

Given workspace allows for 32,767 cells of 1 dimensions for MEANS.

8-Nov-94 \*\*\* p 1.503 ausl.jugendliche - Jugenddaten - \*\*\*  
13:45:45 \*\*\* JUGOSLAWISCHE JUGENDLICHE \*\*\*

Page 55

- - Description of Subpopulations - -

Summaries of F14B SCHULE BEENDET  
By levels of YUG JUGOSLAWEN

| Variable              | Value | Label     | Mean    | Std Dev | Cases |
|-----------------------|-------|-----------|---------|---------|-------|
| For Entire Population |       |           | 83.2374 | 3.6220  | 1920  |
| YUG                   | 0     | REST      | 83.2484 | 3.6250  | 1743  |
| YUG                   | 1     | TRIFFT ZU | 83.1294 | 3.6012  | 177   |

Total Cases - 3407  
Missing Cases - 1487 or 43.6 Pct

8-Nov-94 \*\*\* p 1.503 ausl.jugendliche - jugenddaten - \*\*\*  
13:45:45 \*\*\* JUGOSLAWISCHE JUGENDLICHE \*\*\*

Page 56

- - Description of Subpopulations - -

Summaries of F14C SCHULBESUCHSDAUER  
By levels of YUG JUGOSLAWEN

| Variable              | Value | Label     | Mean   | Std Dev | Cases |
|-----------------------|-------|-----------|--------|---------|-------|
| For Entire Population |       |           | 8.6849 | 3.1014  | 2579  |
| YUG                   | 0     | REST      | 8.5906 | 3.1173  | 2300  |
| YUG                   | 1     | TRIFFT ZU | 9.4639 | 2.8549  | 278   |

Total Cases - 3407  
Missing Cases - 828 or 24.3 Pct

8-Nov-94 \*\*\* p 1.503 ausl.jugendliche - Jugenddaten - \*\*\*  
13:45:46 \*\*\* JUGOSLAWISCHE JUGENDLICHE \*\*\*

Page 57

>Warning # 3211  
>On at least one case, the value of the weight variable was zero, negative, or >missing. Such cases are considered missing by statistical procedures which >need positively weighted cases, but remain on the file and are processed by >non-statistical facilities such as LIST and SAVE.

Preceding task required 16.54 seconds CPU time; 23.46 seconds elapsed.

243 0 MULT RESPONSE GROUPS=F15 TAETIGK.N.D.SCHULE (F151 TO F1522(1))/  
244 0 VARIABLES=YUG(0,1) /  
245 0 TABLES=YUG BY F15 /  
246 0 STATISTICS 1 2

MULT RESPONSE requires 1576 bytes of workspace for execution.

8-Nov-94 \*\*\* p 1.503 ausl.jugendliche - Jugenddaten - \*\*\*  
13:46:17 \*\*\* JUGOSLAWISCHE JUGENDLICHE \*\*\*

Page 58

\*\*\* C R O S S T A B U L A T I O N \*\*\*



YUG JUGOSLAWEN  
by F15 (tabulating 1) TAETIGK.N.D.SCHULE

Page 1 of 2

|              |         | F15                 |                     |                   |                     |                    |                   |                    |                    |                   |                   |                   | Row Total     |
|--------------|---------|---------------------|---------------------|-------------------|---------------------|--------------------|-------------------|--------------------|--------------------|-------------------|-------------------|-------------------|---------------|
| Count        | Row pct | ARBEIT              | LEHRE               | PRAKTIKU M        | GEJOBBT             | ARBEITSL OS        | ELTERL. HH        | EIG. HH            | MITH. FA M. ANGEH. | BVJ               | BVJ AUSL          | BGI               |               |
| Col pct      |         | F151                | F152                | F153              | F154                | F155               | F156              | F157               | F158               | F159              | F1510             | F1511             |               |
| YUG          |         |                     |                     |                   |                     |                    |                   |                    |                    |                   |                   |                   |               |
| REST         | 0       | 464<br>21.6<br>92.2 | 524<br>24.4<br>85.6 | 67<br>3.1<br>83.9 | 237<br>11.0<br>91.8 | 202<br>9.4<br>93.9 | 96<br>4.5<br>95.1 | 105<br>4.9<br>95.1 | 52<br>2.4<br>100.0 | 74<br>3.5<br>96.4 | 64<br>3.0<br>90.6 | 52<br>2.4<br>96.5 | 2151<br>91.1  |
| TRIFFT ZU    | 1       | 39<br>18.8<br>7.8   | 88<br>42.1<br>14.4  | 13<br>6.2<br>16.1 | 21<br>10.1<br>8.2   | 13<br>6.3<br>6.1   | 5<br>2.4<br>5.0   | 5<br>2.6<br>4.9    | 0<br>.0<br>.0      | 0<br>3.6          | 7<br>3.2<br>9.4   | 2<br>.9<br>3.5    | 209<br>8.9    |
| Column Total |         | 504<br>21.3         | 612<br>25.9         | 80<br>3.4         | 259<br>11.0         | 215<br>9.1         | 102<br>4.3        | 110<br>4.7         | 52<br>2.2          | 77<br>3.3         | 70<br>3.0         | 54<br>2.3         | 2360<br>100.0 |

Percents and totals based on respondents

(Continued)

8-NOV-94 \*\*\* p 1.503 ausl.jugendliche - jugenddaten - \*\*\*  
13:46:18 \*\*\* JUGOSLAWISCHE JUGENDLICHE \*\*\*

\*\*\* CROSSTABULATION \*\*\*

YUG JUGOSLAWEN  
by F15 (tabulating 1) TAETIGK.N.D.SCHULE

Page 2 of 2

|              |         | F15               |                       |                    |                     |                   |                   |                    |                   |                      |                  |                   | Row Total     |
|--------------|---------|-------------------|-----------------------|--------------------|---------------------|-------------------|-------------------|--------------------|-------------------|----------------------|------------------|-------------------|---------------|
| Count        | Row pct | MBSE              | ANDERE L EHRG.ARB AMT | BB10               | BERUFSSC HULE       | BERUFSFA CHSCHULE | FACHSCHU LE       | FACHOBER HH SCHULE | UNI               | ZWEITER BILDUNGS WEG | SONST.           |                   |               |
| Col pct      |         | F1512             | F1513                 | F1514              | F1515               | F1516             | F1517             | F1518              | F1519             | F1520                | F1521            | F1522             |               |
| YUG          |         |                   |                       |                    |                     |                   |                   |                    |                   |                      |                  |                   |               |
| REST         | 0       | 82<br>3.8<br>97.9 | 16<br>.7<br>100.0     | 39<br>1.8<br>100.0 | 255<br>11.9<br>95.9 | 62<br>2.9<br>95.7 | 24<br>1.1<br>88.8 | 21<br>1.0<br>95.7  | 38<br>1.8<br>92.6 | 224<br>10.4<br>91.1  | 9<br>.4<br>100.0 | 70<br>3.2<br>93.9 | 2151<br>91.1  |
| TRIFFT ZU    | 1       | 2<br>.9<br>2.1    | 0<br>.0<br>.0         | 0<br>.0<br>.0      | 11<br>5.2<br>4.1    | 3<br>1.3<br>4.3   | 3<br>1.4<br>11.2  | 1<br>.4<br>4.3     | 3<br>1.5<br>7.4   | 22<br>10.5<br>8.9    | 0<br>.0<br>.0    | 5<br>2.2<br>6.1   | 209<br>8.9    |
| Column Total |         | 84<br>3.6         | 16<br>.7              | 39<br>1.6          | 266<br>11.3         | 64<br>2.7         | 27<br>1.1         | 22<br>.9           | 42<br>1.8         | 246<br>10.4          | 9<br>.4          | 74<br>3.2         | 2360<br>100.0 |

Percents and totals based on respondents

2,360 valid cases; 1,047 missing cases

8-NOV-94 \*\*\* p 1.503 ausl.jugendliche - Jugenddaten - \*\*\*  
13:46:19 \*\*\* JUGOSLAWISCHE JUGENDLICHE \*\*\*

>Warning # 3211

>On at least one case, the value of the weight variable was zero, negative, or missing. Such cases are considered missing by statistical procedures which need positively weighted cases, but remain on the file and are processed by non-statistical facilities such as LIST and SAVE.

Preceding task required 19.62 seconds CPU time; 32.55 seconds elapsed.

```
247 0 CROSSTABS TABLES-
248 0 YUG BY F16 TO F18 RF18A1 RF18A2 RF18A3
249 0 OPTIONS 3 4
250 0 STATISTICS 1 2 3
```

There are 4,441,568 bytes of memory available.

Memory allows for 32,767 cells with 2 dimensions for general CROSSTABS.

8-NOV-94 \*\*\* p 1.503 ausl.jugendliche - Jugenddaten - \*\*\*  
13:46:48 \*\*\* JUGOSLAWISCHE JUGENDLICHE \*\*\*

YUG JUGOSLAWEN by F16 BERUFSBERATUNG

|              |         | F16                 |                     |                      | Row Total     |
|--------------|---------|---------------------|---------------------|----------------------|---------------|
| Count        | Row Pct | EINZELBE BIZ RATUNG | NEIN                |                      |               |
| Col Pct      |         | 1                   | 2                   | 3                    |               |
| YUG          |         |                     |                     |                      |               |
| REST         | 0       | 824<br>38.5<br>92.1 | 265<br>12.4<br>89.2 | 1051<br>49.1<br>91.1 | 2141<br>91.2  |
| TRIFFT ZU    | 1       | 70<br>34.3<br>7.9   | 32<br>15.7<br>10.8  | 103<br>50.0<br>8.9   | 205<br>8.8    |
| Column Total |         | 895<br>38.1         | 297<br>12.7         | 1154<br>49.2         | 2346<br>100.0 |

| Chi-Square                                  | Value   | DF | Significance |
|---|---------|----|--------------|
| Pearson                                     | 2.53057 | 2  | .28216       |
| Likelihood Ratio                            | 2.45472 | 2  | .29307       |
| Mantel-Haenszel test for linear association | .57795  | 1  | .44712       |

Minimum Expected Frequency - 26.021

| Statistic               | Value  | ASE1 | T-value | Approximate Significance |
|-------------------------|--------|------|---------|--------------------------|
| Phi                     | .03284 |      |         | .28216 *1                |
| Cramer's V              | .03284 |      |         | .28216 *1                |
| Contingency Coefficient | .03282 |      |         | .28216 *1                |

\*1 Pearson chi-square probability

Number of Missing Observations: 1061

8-Nov-94 \*\*\* p 1.503 ausl.jugendliche - jugenddaten - \*\*\*  
13:46:50 \*\*\* JUGOSLAWISCHE JUGENDLICHE \*\*\*

YUG JUGOSLAWEN by F16A1 GRUND FUER NICHTBERATUNG 1 .NENN.

Page 1 of 2

|                   |                             | F16A1              |                   |                     |                   |                   |                     |                  |                  |                    |                     |                   |             | Row Total |
|-------------------|-----------------------------|--------------------|-------------------|---------------------|-------------------|-------------------|---------------------|------------------|------------------|--------------------|---------------------|-------------------|-------------|-----------|
| YUG               | Count<br>Row Pct<br>Col Pct | UNWISSEN           | MISSTRAU          | NICHT NO            | STUDIUM           | GLEICH A          | WUSSTE W            | DT.FREUN         | AUSL.BEK         | SONST.IN           | STELLUNG            | BERUFSAU          | Row Total   |           |
|                   |                             | HEIT               | EN                | ETIG                |                   | RBEIT             | AS ICH W            | DE BERAT         | .BERAT.          | FOS                | GEFUNDE             | SBILDUNG          |             |           |
|                   |                             | 1                  | 2                 | 3                   | 4                 | 5                 | 6                   | 8                | 9                | 10                 | 11                  | 12                |             |           |
| REST              | 0                           | 97<br>10.5<br>88.0 | 24<br>2.6<br>87.0 | 186<br>20.3<br>90.5 | 83<br>9.1<br>93.5 | 75<br>8.1<br>90.6 | 119<br>12.9<br>93.8 | 3<br>.3<br>70.8  | 3<br>.3<br>100.0 | 15<br>1.6<br>100.0 | 181<br>19.7<br>90.4 | 23<br>2.5<br>90.4 | 919<br>91.0 |           |
| TRIFFT ZU         | 1                           | 13<br>14.5<br>12.0 | 4<br>4.0<br>13.0  | 20<br>21.4<br>9.5   | 6<br>6.3<br>6.5   | 8<br>8.5<br>9.4   | 8<br>8.6<br>6.2     | 1<br>1.3<br>29.2 |                  |                    | 19<br>21.0<br>9.6   | 2<br>2.6<br>9.6   | 91<br>9.0   |           |
| Column            |                             | 110                | 28                | 206                 | 89                | 83                | 127                 | 4                | 3                | 15                 | 201                 | 25                | 1010        |           |
| (Continued) Total |                             | 10.9               | 2.8               | 20.4                | 8.8               | 8.2               | 12.5                | .4               | .3               | 1.5                | 19.9                | 2.5               | 100.0       |           |

8-NOV-94 \*\*\* p 1.503 ausl.jugendliche - Jugenddaten - \*\*\*  
13:46:50 \*\*\* JUGOSLAWISCHE JUGENDLICHE \*\*\*

YUG JUGOSLAWEN by F16A1 GRUND FUER NICHTBERATUNG 1 .NENN.

Page 2 of 2

|           |                             | F16A1              |                   |                   | Row Total   |
|-----------|-----------------------------|--------------------|-------------------|-------------------|-------------|
| YUG       | Count<br>Row Pct<br>Col Pct | FORMALE            | KEIN BES          | SONSTIGE          | Row Total   |
|           |                             | GRUENDE            | .GRUND            | S                 |             |
|           |                             | 13                 | 14                | 15                |             |
| REST      | 0                           | 28<br>3.0<br>100.0 | 27<br>2.9<br>75.0 | 56<br>6.0<br>96.9 | 919<br>91.0 |
| TRIFFT ZU | 1                           |                    | 9<br>9.8<br>25.0  | 2<br>2.0<br>3.1   | 91<br>9.0   |
| Column    |                             | 28                 | 36                | 57                | 1010        |
| Total     |                             | 2.7                | 3.5               | 5.7               | 100.0       |

| Chi-Square                                  | Value    | DF | Significance |
|---|----------|----|--------------|
| Pearson                                     | 24.03182 | 13 | .03084       |
| Likelihood Ratio                            | 25.00350 | 13 | .02306       |
| Mantel-Haenszel test for linear association | .24903   | 1  | .61776       |

Minimum Expected Frequency - .289  
Cells with Expected Frequency < 5 - 9 OF 28 ( 32.1%)

| Statistic               | Value  | ASE1 | T-value | Approximate Significance |
|-------------------------|--------|------|---------|--------------------------|
| Phi                     | .15423 |      |         | .03084 *1                |
| Cramer's V              | .15423 |      |         | .03084 *1                |
| Contingency Coefficient | .15242 |      |         | .03084 *1                |

\*1 Pearson chi-square probability

Number of Missing Observations: 2397

8-Nov-94 \*\*\* p 1.503 ausl.jugendliche - Jugenddaten - \*\*\*  
13:46:50 \*\*\* JUGOSLAWISCHE JUGENDLICHE \*\*\*

YUG JUGOSLAWEN by F16A2 GRUND FUER NICHTBERATUNG 2.NENN.

Page 1 of 1

|         |   | F16A2            |
|---------|---|------------------|
| Count   | 1 |                  |
| Row Pct |   | STELLUNG FORMALE |

|                 | Col Pct | GEFUNDE<br>11      | GRUENDE<br>13      | Row<br>Total |
|-----------------|---------|--------------------|--------------------|--------------|
| <b>YUG</b>      |         |                    |                    |              |
| REST            | 0       | 3<br>58.1<br>71.2  | 2<br>41.9<br>100.0 | 5<br>81.0    |
| TRIFFT ZU       | 1       | 1<br>100.0<br>28.2 |                    | 1<br>19.0    |
| Column<br>Total |         | 4<br>66.1          | 2<br>33.9          | 6<br>100.0   |

| Chi-Square                                     | Value   | DF | Significance |
|--|---------|----|--------------|
| Pearson  | .76044  | 1  | .38319       |
| Continuity Correction                          | .00000  | 1  | 1.00000      |
| Likelihood Ratio                               | 1.13413 | 1  | .28690       |
| Mantel-Haenszel test for<br>linear association | .63993  | 1  | .42374       |
| <b>Fisher's Exact Test:</b>                    |         |    |              |
| One-Tail                                       |         |    | .66667       |
| Two-Tail                                       |         |    | 1.00000      |

Minimum Expected Frequency = .407  
 Cells with Expected Frequency < 5 = 4 OF 4 (100.0\*)

| Statistic               | Value  | ASE1 | T-value | Approximate<br>Significance |
|-------------------------|--------|------|---------|-----------------------------|
| Phi                     | .34715 |      |         | .38319 *1                   |
| Cramer's V              | .34715 |      |         | .38319 *1                   |
| Contingency Coefficient | .32795 |      |         | .38319 *1                   |

\*1 Pearson chi-square probability

Number of Missing Observations: 3401

8-Nov-94 \*\*\* p 1.503 ausl.jugendliche - jugenddaten - \*\*\*  
 13:46:51 \*\*\* JUGOSLAWISCHE JUGENDLICHE \*\*\*

YUG JUGOSLAWEN by F16A3 GRUND FUER NICHTBERATUNG 3.NENN.

Count  
Row Pct  
Col Pct

|                 | Count              | Row Pct | Col Pct    | Row<br>Total |
|-----------------|--------------------|---------|------------|--------------|
| <b>YUG</b>      |                    |         |            |              |
| REST            | 5<br>100.0<br>81.0 |         |            | 5<br>81.0    |
| TRIFFT ZU       | 1<br>100.0<br>19.0 |         |            | 1<br>19.0    |
| Column<br>Total | 6<br>100.0         |         | 6<br>100.0 |              |

>Warning § 10307

>Statistics cannot be computed when the number of non-empty rows or columns is >one.

Number of Missing Observations: 3401

8-Nov-94 \*\*\* p 1.503 ausl.jugendliche - jugenddaten - \*\*\*  
 13:46:51 \*\*\* JUGOSLAWISCHE JUGENDLICHE \*\*\*

YUG JUGOSLAWEN by F17 PLAENE NACH DSR SCHULE

Count  
Row Pct  
Col Pct

|                 | Count                | Row Pct             | Col Pct            | Row<br>Total        |
|-----------------|----------------------|---------------------|--------------------|---------------------|
| <b>YUG</b>      |                      |                     |                    |                     |
| REST            | 1016<br>47.1<br>89.7 | 522<br>24.2<br>93.0 | 106<br>4.9<br>90.7 | 281<br>13.0<br>90.4 |
| TRIFFT ZU       | 117<br>54.8<br>10.3  | 39<br>18.4<br>7.0   | 11<br>5.1<br>9.3   | 30<br>14.0<br>9.6   |
| Column<br>Total | 1133<br>47.8         | 561<br>23.7         | 117<br>4.9         | 311<br>13.1         |

| Chi-Square                                     | Value   | DF | Significance |
|--|---------|----|--------------|
| Pearson  | 7.21080 | 5  | .20543       |
| Likelihood Ratio                               | 7.50694 | 5  | .18558       |
| Mantel-Haenszel test for<br>linear association | 2.11766 | 1  | .14561       |

Minimum Expected Frequency = 4.201  
 Cells with Expected Frequency < 5 = 1 OF 12 ( 8.3%)

| Statistic               | Value  | ASE1 | T-value | Approximate Significance |
|-------------------------|--------|------|---------|--------------------------|
| Phi                     | .05514 |      |         | .20543 *1                |
| Cramer's V              | .05514 |      |         | .20543 *1                |
| Contingency Coefficient | .05505 |      |         | .20543 *1                |

\*1 Pearson chi-square probability

Number of Missing Observations: 1035

8-NOV-94 \*\*\* p 1.503 ausl.jugendliche - jugenddaten - \*\*\*  
13:46:52 \*\*\* JUGOSLAWISCHE JUGENDLICHE \*\*\*

YUG JUGOSLAWEN by F171 EINFLUSS VATER

F171 Page 1 of 1

| Count<br>Row Pct<br>Col Pct | GROSS               | WENIG.GR<br>OSS     | EHER<br>ING         | GER<br>OHNE JEE<br>.EINFL. | Row<br>Total  |
|-----------------------------|---------------------|---------------------|---------------------|----------------------------|---------------|
|                             |                     |                     |                     |                            |               |
| YUG                         |                     |                     |                     |                            |               |
| 0                           | 877<br>42.7<br>89.4 | 367<br>17.9<br>91.5 | 265<br>12.9<br>90.7 | 544<br>26.5<br>93.1        | 2054<br>90.9  |
| 1                           | 104<br>50.6<br>10.6 | 34<br>16.6<br>8.5   | 27<br>13.2<br>9.3   | 40<br>19.6<br>6.9          | 206<br>9.1    |
| Column<br>Total             | 981<br>43.4         | 402<br>17.8         | 292<br>12.9         | 585<br>25.9                | 2260<br>100.0 |

| Chi-Square                                  | Value   | DF | Significance |
|---|---------|----|--------------|
| Pearson                                     | 6.38109 | 3  | .09447       |
| Likelihood Ratio                            | 6.55163 | 3  | .08765       |
| Mantel-Haenszel test for linear association | 5.56789 | 1  | .01829       |

Minimum Expected Frequency = 26.660

| Statistic               | Value  | ASE1 | T-value | Approximate Significance |
|-------------------------|--------|------|---------|--------------------------|
| Phi                     | .05314 |      |         | .09447 *1                |
| Cramer's v              | .05314 |      |         | .09447 *1                |
| Contingency Coefficient | .05306 |      |         | .09447 *1                |

\*1 Pearson chi-square probability

Number of Missing Observations: 1147

8-Nov-94 \*\*\* p 1.503 ausl.jugendliche - jugenddaten - \*\*\*  
13:46:52 \*\*\* JUGOSLAWISCHE JUGENDLICHE \*\*\*

TOG JUGOSLAWEN by F172 EINFLUSS MUTTER

F172 Page 1 of 1

| Count<br>Row Pct<br>Col Pct | GROSS               | WENIG.GR<br>OSS     | EHER<br>ING         | GER<br>OHNE JED<br>.EINFL. | Row<br>Total  |
|-----------------------------|---------------------|---------------------|---------------------|----------------------------|---------------|
|                             |                     |                     |                     |                            |               |
| YUG                         |                     |                     |                     |                            |               |
| 0                           | 544<br>26.6<br>86.6 | 491<br>24.0<br>88.9 | 437<br>21.3<br>92.4 | 575<br>28.1<br>95.3        | 2048<br>90.7  |
| 1                           | 84<br>40.0<br>13.4  | 61<br>29.3<br>11.1  | 36<br>17.0<br>7.6   | 29<br>13.6<br>4.7          | 210<br>9.3    |
| Column<br>Total             | 628<br>27.8         | 553<br>24.5         | 473<br>20.9         | 604<br>26.7                | 2258<br>100.0 |

| Chi-Square                                  | Value    | DF | Significance |
|---|----------|----|--------------|
| Pearson                                     | 31.19483 | 3  | .00000       |
| Likelihood Ratio                            | 32.82521 | 3  | .00000       |
| Mantel-Haenszel test for linear association | 30.98056 | 1  | .00000       |

Minimum Expected Frequency = 43.889

| Statistic               | Value  | ASE1 | T-value | Approximate Significance |
|-------------------------|--------|------|---------|--------------------------|
| Phi                     | .11755 |      |         | .00000 *1                |
| Cramer's V              | .11755 |      |         | .00000 *1                |
| Contingency Coefficient | .11674 |      |         | .00000 *1                |

\*1 Pearson chi-square probability

Number of Missing Observations: 1149

8-Nov-94 \*\*\* p 1.503 ausl.jugendliche - jugenddaten - \*\*\*  
 13:46:53 \*\*\* JUGOSLAWISCHE JUGENDLICHE \*\*\*

YUG JUGOSLAWEN by F1 73 EINPLUSS GESCHWISTER

F173 Page 1 of 1

|                 | Count<br>Row Pct<br>Col Pct | F173                |                     |                      |                       | Row<br>Total  |
|-----------------|-----------------------------|---------------------|---------------------|----------------------|-----------------------|---------------|
|                 |                             | GROSS<br>1          | WENIG.GR<br>OSS 2   | EHER<br>GER<br>ING 3 | OHNE JED<br>.EINFL. 4 |               |
| YUG             |                             |                     |                     |                      |                       |               |
| REST            | 0                           | 215<br>10.7<br>89.9 | 339<br>16.9<br>88.5 | 461<br>23.0<br>88.2  | 991<br>49.4<br>93.1   | 2006<br>90.8  |
| TRIFFT ZU       | 1                           | 24<br>11.8<br>10.1  | 44<br>21.7<br>11.5  | 62<br>30.4<br>11.8   | 74<br>36.1<br>6.9     | 204<br>9.2    |
| Column<br>Total |                             | 239<br>10.8         | 383<br>17.4         | 523<br>23.7          | 1065<br>48.2          | 2210<br>100.0 |

| Chi-Square                                     | Value    | DF | Significance |
|--|----------|----|--------------|
| Pearson  | 13.65400 | 3  | .00342       |
| Likelihood Ratio                               | 13.75441 | 3  | .00326       |
| Mantel-Haenszel test for<br>linear association | 7.06180  | 1  | .00787       |

Minimum Expected Frequency - 21.989

| Statistic               | Value  | ASE1 | T-value | Approximate<br>Significance |
|-------------------------|--------|------|---------|-----------------------------|
| Phi                     | .07860 |      |         | .00342 *1                   |
| Cramer's V              | .07860 |      |         | .00342 *1                   |
| Contingency Coefficient | .07836 |      |         | .00342 *1                   |

\*1 Pearson chi-square probability

Number of Missing Observations: 1197

8-Nov-94 \*\*\* p 1.503 ausl.jugendliche - Jugenddaten - \*\*\*  
 13:46:53 \*\*\* JUGOSLAWISCHE JUGENDLICHE \*\*\*

YUG JUGOSLAWEN by F1 74 EINFLUSS AND. VERWANDTE

F174 Page 1 of 1

|                 | Count<br>Row Pct<br>Col Pct | F174               |                     |                      |                       | Row<br>Total  |
|-----------------|-----------------------------|--------------------|---------------------|----------------------|-----------------------|---------------|
|                 |                             | GROSS<br>1         | WENIG.GR<br>OSS 2   | EHER<br>GER<br>ING 3 | OHNE JED<br>.EINFL. 4 |               |
| YUG             |                             |                    |                     |                      |                       |               |
| REST            | 0                           | 184<br>9.3<br>86.9 | 249<br>12.6<br>85.4 | 385<br>19.5<br>87.2  | 1158<br>58.6<br>93.9  | 1976<br>90.7  |
| TRIFFT ZU       | 1                           | 28<br>13.8<br>13.1 | 43<br>21.0<br>14.6  | 57<br>27.8<br>12.8   | 76<br>37.4<br>6.1     | 203<br>9.3    |
| Column<br>Total |                             | 212<br>9.7         | 292<br>13.4         | 441<br>20.3          | 1234<br>56.6          | 2179<br>100.0 |

| Chi-Square                                     | Value    | DF | Significance |
|--|----------|----|--------------|
| Pearson  | 34.48000 | 3  | .00000       |
| Likelihood Ratio                               | 34.00529 | 3  | .00000       |
| Mantel-Haenszel test for<br>linear association | 26.38416 | 1  | .00000       |

Minimum Expected Frequency - 19.786

| Statistic               | Value  | ASE1 | T-value | Approximate<br>Significance |
|-------------------------|--------|------|---------|-----------------------------|
| Phi                     | .12579 |      |         | .00000 *1                   |
| Cramer's V              | .12579 |      |         | .00000 *1                   |
| Contingency Coefficient | .12480 |      |         | .00000 *1                   |

\*1 Pearson chi-square probability

Number of Missing Observations: 1228

8-Nov-94 \*\*\* p 1.503 ausl.jugendliche - jugenddaten - \*\*  
 13:46:54 \*\*\* JUGOSLAWISCHE JUGENDLICHE \*\*

YUG JUGOSLAWEN by F175 EINFLUSS AUSL. FREUNDE

F175

Page 1 of 1

|                 | Count<br>Row Pct<br>Col Pct | GROSS              | WENIG.GR<br>OSS     | EHER<br>ING         | GER<br>OHNE JED<br>.EINFL. | Row<br>Total  |
|-----------------|-----------------------------|--------------------|---------------------|---------------------|----------------------------|---------------|
|                 |                             | 1                  | 2                   | 3                   | 4                          |               |
| YUG             |                             |                    |                     |                     |                            |               |
| REST            | 0                           | 176<br>8.9<br>92.1 | 288<br>14.6<br>91.6 | 390<br>19.7<br>84.5 | 1122<br>56.8<br>92.4       | 1976<br>90.6  |
| TRIFFT ZU       | 1                           | 15<br>7.3<br>7.9   | 26<br>12.9<br>8.4   | 72<br>34.9<br>15.5  | 92<br>45.0<br>7.6          | 205<br>9.4    |
| Column<br>Total |                             | 191<br>8.7         | 314<br>14.4         | 462<br>21.2         | 1214<br>55.7               | 2181<br>100.0 |

| Chi-Square                                     | Value    | DF | Significance |
|--|----------|----|--------------|
| Pearson  | 25.67700 | 3  | .00001       |
| Likelihood Ratio                               | 23.05931 | 3  | .00004       |
| Mantel-Haenszel test for<br>linear association | .91881   | 1  | .33779       |

Minimum Expected Frequency - 17.956

| Statistic               | Value  | ASE1 | T-value | Approximate<br>Significance |
|-------------------------|--------|------|---------|-----------------------------|
| Phi                     | .10850 |      |         | .00001 *1                   |
| Cramer's V              | .10850 |      |         | .00001 *1                   |
| Contingency Coefficient | .10787 |      |         | .00001 *1                   |

\*1 Pearson chi-square probability

Number of Missing Observations: 1226

8-Nov-94 \*\*\* p 1.503 ausl.jugendliche - Jugenddaten - \*\*\*  
13:46:54 \*\*\* JUGOSLAWISCHE JUGENDLICHE \*\*\*

YUG JUGOSLAWEN by F176 EINFLUSS DEUT. FREUNDE

F176 Page 1 of 1

|                 | Count<br>Row Pct<br>Col Pct | GROSS              | WENIG.GR<br>OSS     | EHER<br>ING         | GER<br>OHNE JED<br>.EINFL. | Row<br>Total  |
|-----------------|-----------------------------|--------------------|---------------------|---------------------|----------------------------|---------------|
|                 |                             | 1                  | 2                   | 3                   | 4                          |               |
| YUG             |                             |                    |                     |                     |                            |               |
| REST            | 0                           | 141<br>7.2<br>87.1 | 255<br>13.0<br>89.8 | 367<br>18.8<br>88.1 | 1192<br>61.0<br>91.9       | 1954<br>90.5  |
| TRIFFT ZU       | 1                           | 21<br>10.2<br>12.9 | 29<br>14.2<br>10.2  | 50<br>24.2<br>11.9  | 105<br>51.5<br>8.1         | 204<br>9.5    |
| Column<br>Total |                             | 161<br>7.5         | 283<br>13.1         | 417<br>19.3         | 1297<br>60.1               | 2159<br>100.0 |

| Chi-Square                                     | Value   | DF | Significance |
|--|---------|----|--------------|
| Pearson  | 8.03112 | 3  | .04537       |
| Likelihood Ratio                               | 7.76317 | 3  | .05117       |
| Mantel-Haenszel test for<br>linear association | 5.52693 | 1  | .01873       |

Minimum Expected Frequency - 15.280

| Statistic               | Value  | ASE1 | T-value | Approximate<br>Significance |
|-------------------------|--------|------|---------|-----------------------------|
| Phi                     | .06099 |      |         | .04537 *1                   |
| Cramer's V              | .06099 |      |         | .04537 *1                   |
| Contingency Coefficient | .06088 |      |         | .04537 *1                   |

\*1 Pearson chi-square probability

Number of Missing Observations: 1248

8-Nov-94 \*\*\* p 1.503 ausl.jugendliche - Jugenddaten - \*\*\*  
13:46:54 \*\*\* JUGOSLAWISCHE JUGENDLICHE \*\*\*

YUG JUGOSLAWEN by F177 EINFLUSS LEHRER

F177 Page 1 of 1

|           | Count<br>Row Pct<br>Col Pct | GROSS               | WENIG.GR<br>OSS     | EHER<br>ING         | GER<br>OHNE JED<br>.EINFL. | Row<br>Total |
|-----------|-----------------------------|---------------------|---------------------|---------------------|----------------------------|--------------|
|           |                             | 1                   | 2                   | 3                   | 4                          |              |
| YUG       |                             |                     |                     |                     |                            |              |
| REST      | 0                           | 303<br>15.4<br>90.1 | 327<br>16.6<br>84.0 | 307<br>15.5<br>90.9 | 1036<br>52.5<br>92.7       | 1973<br>90.4 |
| TRIFFT ZU | 1                           | 33<br>16.0<br>9.9   | 62<br>30.0<br>16.0  | 31<br>14.8<br>9.1   | 82<br>39.2<br>7.3          | 208<br>9.6   |

|        |      |      |      |      |       |
|--------|------|------|------|------|-------|
| Column | 336  | 389  | 337  | 1118 | 2181  |
| Total  | 15.4 | 17.9 | 15.5 | 51.3 | 100.0 |

| Chi-Square                                  | Value    | DF | Significance |
|---|----------|----|--------------|
| Pearson                                     | 25.65481 | 3  | .00001       |
| Likelihood Ratio                            | 23.27311 | 3  | .00004       |
| Mantel-Haenszel test for linear association | 11.33387 | 1  | .00076       |

Minimum Expected Frequency - 32.112

| Statistic               | Value  | ASE1 | T-value | Approximate Significance |
|-------------------------|--------|------|---------|--------------------------|
| Phi                     | .10845 |      |         | .00001 *1                |
| Cramer's V              | .10845 |      |         | .00001 *1                |
| Contingency Coefficient | .10782 |      |         | .00001 *1                |

\*1 Pearson chi-square probability

Number of Missing Observations: 1226

8-Nov-94 \*\*\* p 1.503 ausl.jugendliche - Jugenddaten - \*\*. 13:46:55 \*\*\* JUGOSLAWISCHE JUGENDLICHE \*\*\*

YUG JUGOSLAWEN by F178 EINFLUSS BERATER

F178 Page 1 of 1

| Count        | Row Pct | Col Pct | F178  |               |              |                  | Row Total |
|--------------|---------|---------|-------|---------------|--------------|------------------|-----------|
|              |         |         | GROSS | WENIG. GR OSS | EHER GER ING | OHNE JED .EINFL. |           |
|              |         |         | 1     | 2             | 3            | 4                |           |
| YUG          | 0       |         | 289   | 266           | 222          | 1197             | 1974      |
| REST         |         |         | 14.6  | 13.5          | 11.3         | 60.6             | 90.6      |
|              |         |         | 89.9  | 87.4          | 93.4         | 90.9             |           |
| TRIFFT ZU    | 1       |         | 32    | 38            | 16           | 119              | 206       |
|              |         |         | 15.7  | 18.6          | 7.6          | 58.0             | 9.4       |
|              |         |         | 10.1  | 12.6          | 6.6          | 9.1              |           |
| Column Total |         |         | 321   | 304           | 238          | 1316             | 2180      |
|              |         |         | 14.7  | 14.0          | 10.9         | 60.4             | 100.0     |

| Chi-Square                                  | Value   | DF | Significance |
|---|---------|----|--------------|
| Pearson                                     | 6.18465 | 3  | .10296       |
| Likelihood Ratio                            | 6.11417 | 3  | .10619       |
| Mantel-Haenszel test for linear association | 1.44772 | 1  | .22889       |

Minimum Expected Frequency - 22.497

| Statistic               | Value  | ASE1 | T-value | Approximate Significance |
|-------------------------|--------|------|---------|--------------------------|
| Phi                     | .05327 |      |         | .10296 *1                |
| Cramer's V              | .05327 |      |         | .10296 *1                |
| Contingency Coefficient | .05319 |      |         | .10296 *1                |

\*1 Pearson chi-square probability

Number of Missing Observations: 1227

8-Nov-94 \*\*\* p 1.503 ausl.jugendliche - Jugenddaten - \*\*\* 13:46:55 \*\*\* JUGOSLAWISCHE JUGENDLICHE \*\*\*

YUG JUGOSLAWEN by F179 EINFLUSS PRAKTIKUM

F179 Page 1 of 1

| Count        | Row Pct | Col Pct | F179  |               |              |                  | Row Total |
|--------------|---------|---------|-------|---------------|--------------|------------------|-----------|
|              |         |         | GROSS | WENIG. GR OSS | EHER GER ING | OHNE JED .EINFL. |           |
|              |         |         | 1     | 2             | 3            | 4                |           |
| YUG          | 0       |         | 143   | 163           | 181          | 1462             | 1948      |
| REST         |         |         | 7.3   | 8.4           | 9.3          | 75.0             | 90.5      |
|              |         |         | 88.6  | 89.0          | 88.7         | 91.1             |           |
| TRIFFT ZU    | 1       |         | 18    | 20            | 23           | 142              | 204       |
|              |         |         | 9.1   | 9.9           | 11.3         | 69.8             | 9.5       |
|              |         |         | 11.4  | 11.0          | 11.3         | 8.9              |           |
| Column Total |         |         | 161   | 183           | 203          | 1604             | 2152      |
|              |         |         | 7.5   | 8.5           | 9.5          | 74.5             | 100.0     |

| Chi-Square                                  | Value   | DF | Significance |
|---|---------|----|--------------|
| Pearson                                     | 2.72189 | 3  | .43652       |
| Likelihood Ratio                            | 2.62956 | 3  | .45233       |
| Mantel-Haenszel test for linear association | 2.24376 | 1  | .13415       |

| Statistic               | Value  | ASE1 | T-value | Approximate Significance |
|-------------------------|--------|------|---------|--------------------------|
| Phi                     | .03557 |      |         | .43652 *1                |
| Cramer's V              | .03557 |      |         | .43652 *1                |
| Contingency Coefficient | .03554 |      |         | .43652 <1                |

\*1 Pearson chi-square probability

Number of Missing Observations: 1255

8-Nov-94 \*\*\* p 1.503 ausl.jugendliche - Jugenddaten - \*\*\*  
 13:46:56 \*\*\* JUGOSLAWISCHE JUGENDLICHE \*\*\*

YUG JUGOSLAWEN by F18 AUSBILDUNGSPLATZSUCHE

F18 Page 1 of 1

| Count<br>Row Pct<br>Col Pct | F18  |      | Row Total |
|-----------------------------|------|------|-----------|
|                             | JA   | NEIN |           |
| YUG                         | 1    | 2    |           |
| 0                           | 927  | 1232 | 2158      |
| REST                        | 42.9 | 57.1 | 91.0      |
|                             | 91.4 | 90.7 |           |
| 1                           | 87   | 127  | 214       |
| TRIFFT ZU                   | 40.8 | 59.2 | 9.0       |
|                             | 8.6  | 9.3  |           |
| Column Total                | 1014 | 1359 | 2373      |
|                             | 42.7 | 57.3 | 100.0     |

| Chi-Square                                  | Value  | DF | Significance |
|---|--------|----|--------------|
| Pearson                                     | .37514 | 1  | .54022       |
| Continuity Correction                       | .29173 | 1  | .58912       |
| Likelihood Ratio                            | .37653 | 1  | .53947       |
| Mantel-Haenszel test for linear association | .37498 | 1  | .54030       |

Minimum Expected Frequency - 91.642

| Statistic               | Value  | ASE1 | T-value | Approximate Significance |
|-------------------------|--------|------|---------|--------------------------|
| Phi                     | .01257 |      |         | .54022 *1                |
| Cramer's V              | .01257 |      |         | .54022 *1                |
| Contingency Coefficient | .01257 |      |         | .54022 *1                |

\*1 Pearson chi-square probability

Number of Missing Observations: 1034

8-Nov-94 \*\*\* p 1.503 ausl.jugendliche - Jugenddaten - \*\*\*  
 13:46:56 \*\*\* JUGOSLAWISCHE JUGENDLICHE \*\*\*

YUG JUGOSLAWEN by RF18A1 GESUCHTER BERUF 1.NENNUNG

RF18A1 Page 1 of 1

| Count<br>Row Pct<br>Col Pct | RF18A1            |                   |                   |                   |                 | Row Total |
|-----------------------------|-------------------|-------------------|-------------------|-------------------|-----------------|-----------|
|                             | FERTIGUN GSBERUFE | TECHNISC HE BERUF | DIENSTLE ISTUNGSB | AKADEMIS CHE BERU | SONSTIGE BERUFE |           |
| YUG                         | 1                 | 2                 | 3                 | 4                 | 5               |           |
| 0                           | 509               | 14                | 348               | 16                | 18              | 905       |
| REST                        | 56.3              | 1.6               | 38.4              | 1.7               | 2.0             | 91.3      |
|                             | 93.9              | 74.9              | 87.9              | 100.0             | 96.6            |           |
| 1                           | 33                | 5                 | 48                |                   |                 | 86        |
| TRIFFT ZU                   | 38.1              | 5.6               | 55.6              |                   |                 | 8.7       |
|                             | 6.1               | 25.1              | 12.1              |                   |                 |           |
| Column Total                | 542               | 19                | 396               | 16                | 19              | 992       |
| Total                       | 54.7              | 1.9               | 39.9              | 1.6               | 1.9             | 100.0     |

| Chi-Square                                  | Value    | DF | Significance |
|---|----------|----|--------------|
| Pearson                                     | 19.23351 | 4  | .00071       |
| Likelihood Ratio                            | 18.73094 | 4  | .00089       |
| Mantel-Haenszel test for linear association | 5.31896  | 1  | .02109       |

Minimum Expected Frequency - 1.359  
 Cells with Expected Frequency < 5 - 3 OF 10 ( 30.0%)

| Statistic               | Value  | ASE1 | T-value | Approximate Significance |
|-------------------------|--------|------|---------|--------------------------|
| Phi                     | .13927 |      |         | .00071 *1                |
| Cramer's V              | .13927 |      |         | .00071 *1                |
| Contingency Coefficient | .13794 |      |         | .00071 *1                |



\*1 Pearson chi-square probability

Number of Missing Observations: 2415

8-Nov-94 \*\*\* p 1.503 ausl.jugendliche - Jugenddaten - \*\*\*  
 13:46:57 \*\*. JUGOSLAWISCHE JUGENDLICHE \*\*\*

YUG JUGOSLAWEN by RF18A2 GESUCHTER BERUF 2.NENNUNG

Page 1 of 1

|           |         | RF18A2              |                   |                     |                  |                   |             |
|-----------|---------|---------------------|-------------------|---------------------|------------------|-------------------|-------------|
| Count     | Row Pct | FERTIGUN            | TECHNISC          | DIENSTLE            | AKADEMIS         | SONSTIGE          | Row         |
| Col Pct   | Col Pct | GSBERUFE            | HE BERUF          | ISTUNGSB            | CHE BERU         | BERUFE            | Total       |
|           |         | 1                   | 2                 | 3                   | 4                | 5                 |             |
| YUG       |         |                     |                   |                     |                  |                   |             |
| REST      | 0       | 246<br>58.0<br>91.7 | 14<br>3.2<br>92.0 | 154<br>36.3<br>87.5 | 6<br>1.4<br>65.9 | 4<br>1.1<br>100.0 | 424<br>89.7 |
| TRIFFT ZU | 1       | 22<br>45.9<br>8.3   | 1<br>2.5<br>8.0   | 22<br>45.3<br>12.5  | 3<br>6.3<br>34.1 |                   | 48<br>10.3  |
| Column    |         | 268                 | 15                | 176                 | 9                | 4                 | 472         |
| Total     |         | 56.7                | 3.2               | 37.3                | 1.9              | .9                | 100.0       |

| Chi-Square                                  | Value   | DF | Significance |
|---|---------|----|--------------|
| Pearson                                     | 8.17713 | 4  | .08530       |
| Likelihood Ratio                            | 6.81347 | 4  | .14608       |
| Mantel-Haenszel test for linear association | 3.06798 | 1  | .07985       |

Minimum Expected Frequency - .457  
 Cells with Expected Frequency < 5 - 4 OF 10 ( 40.0%)

| Statistic               | Value  | ASE1 | T-value | Approximate Significance |
|-------------------------|--------|------|---------|--------------------------|
| Phi                     | .13160 |      |         | .08530 *1                |
| Cramer's V              | .13160 |      |         | .08530 *1                |
| Contingency Coefficient | .13047 |      |         | .08530 *1                |

\*1 Pearson chi-square probability

Number of Missing Observations: 2935

8-Nov-94 \*\*\* p 1.503 ausl.jugendliche - Jugenddaten - \*\*\*  
 13:46:57 \*\*\* JUGOSLAWISCHE JUGENDLICHE \*\*.

YUG JUGOSLAWEN by RF18A3 GESUCHTER BERUF 3.NENNUNG

Page 1 of 1

|           |         | RF18A3              |                   |                    |                  |                   |             |
|-----------|---------|---------------------|-------------------|--------------------|------------------|-------------------|-------------|
| Count     | Row Pct | FERTIGUN            | TECHNISC          | DIENSTLE           | AKADEMIS         | SONSTIGE          | Row         |
| Col Pct   | Col Pct | GSBERUFE            | HE BERUF          | ISTUNGSB           | CHE BERU         | BERUFE            | Total       |
|           |         | 1                   | 2                 | 3                  | 4                | 5                 |             |
| YUG       |         |                     |                   |                    |                  |                   |             |
| REST      | 0       | 109<br>67.3<br>88.8 | 5<br>3.2<br>100.0 | 43<br>26.5<br>76.9 | 2<br>1.1<br>53.4 | 3<br>1.8<br>100.0 | 162<br>85.2 |
| TRIFFT ZU | 1       | 14<br>48.7<br>11.2  |                   | 13<br>45.8<br>23.1 | 2<br>5.5<br>46.6 |                   | 28<br>14.8  |
| Column    |         | 123                 | 5                 | 56                 | 3                | 3                 | 190         |
| Total     |         | 64.6                | 2.7               | 29.4               | 1.8              | 1.5               | 100.0       |

| Chi-Square                                  | Value   | DF | Significance |
|---|---------|----|--------------|
| Pearson                                     | 8.40905 | 4  | .07769       |
| Likelihood Ratio                            | 8.56234 | 4  | .07302       |
| Mantel-Haenszel test for linear association | 3.79452 | 1  | .05142       |

Minimum Expected Frequency - .434  
 Cells with Expected Frequency < 5 - 6 OF 10 ( 60.0%)

| Statistic               | Value  | ASE1 | T-value | Approximate Significance |
|-------------------------|--------|------|---------|--------------------------|
| Phi                     | .21041 |      |         | .07769 *1                |
| Cramer's V              | .21041 |      |         | .07769 *1                |
| Contingency Coefficient | .20590 |      |         | .07769 *1                |

\*1 Pearson chi-square probability

Number of Missing Observations: 3217

8-Nov-94 \*\*\* p 1.503 ausl.jugendliche - Jugenddaten - \*\*\*  
 13:46:58 \*\*. JUGOSLAWISCHE JUGENDLICHE \*\*.

>Warning # 3211  
 >On at least one case, the value of the weight variable was zero, negative, or  
 >missing. Such cases are considered missing by statistical procedures which  
 >need positively weighted cases, but remain on the file and are processed by  
 >non-statistical facilities such as LIST and SAVE.

Preceding task required 26.49 seconds CPU time; 39.24 seconds elapsed.

```
251 0 MULT RESPONSE GROUPS=F18B GRUENDE F.BERUFSWUNSCH (F1 8B1 TO F18B3(1,14))/
252 0     VARIABLES=YUG(0,1) V
253 0     TABLES=YUG BY F18B /
254 0 STATISTICS 1 2
```

MULT RESPONSE requires 1384 bytes of workspace for execution.

8-Nov-94 \*\*\* p 1.503 ausl.jugendliche - jugenddaten - \*\*\*  
 13:47:18 \*\*\* JUGOSLAWISCHE JUGENDLICHE \*\*\*

\*\*\* CROSSTABULATION \*\*\*

YUG JUGOSLAWEN  
 by F18B (group) GRUENDE F.BERUFSWUNSCH

Page 1 of 2

|           |         | F18B     |          |         |          |          |          |         |          |          |         |          |       |
|-----------|---------|----------|----------|---------|----------|----------|----------|---------|----------|----------|---------|----------|-------|
| Count     | Row pct | INTERESS | GEFAELLT | ZUKUNFT | SELBSTST | VERDIENS | AUFSTIEG | ANSEHEN | TYPISCH  | SOZIALER | KONTAKT | BERUF HK | Row   |
| Col pct   |         | E        | ELTERN   |         | AEND.MAC | T        |          |         | FUER M B | ASPEKT   | ZU AND  | .LAND AU | Total |
|           |         | 1        | 2        | 3       | HEN      | 4        | 5        | 6       | 7        | 8        | 9       | 10       | 11    |
| YUG       | 0       | 593      | 14       | 78      | 18       | 20       | 11       | 5       | 5        | 21       | 22      | 22       | 841   |
| REST      |         | 70.5     | 1.6      | 9.2     | 2.2      | 2.4      | 1.3      | .6      | .6       | 2.5      | 2.7     | 2.7      | 91.2  |
|           |         | 90.8     | 79.0     | 94.8    | 93.8     | 84.7     | 100.0    | 100.0   | 84.9     | 94.6     | 78.0    | 100.0    |       |
| TRIFFT ZU | 1       | 60       | 4        | 4       | 1        | 4        | 0        | 0       | 1        | 1        | 6       | 0        | 81    |
|           |         | 74.3     | 4.4      | 5.3     | 1.5      | 4.4      | .0       | .0      | 1.1      | 1.5      | 7.8     | .0       | 8.8   |
|           |         | 9.2      | 21.0     | 5.2     | 6.2      | 15.3     | .0       | .0      | 15.1     | 5.4      | 22.0    | .0       |       |
| Column    |         | 653      | 17       | 82      | 19       | 23       | 11       | 5       | 6        | 22       | 29      | 22       | 922   |
| Total     |         | 70.8     | 1.9      | 8.9     | 2.1      | 2.5      | 1.1      | .6      | .7       | 2.4      | 3.1     | 2.4      | 100.0 |

Percents and totals based on respondents

(Continued)

8-Nov-94 \*\*\* p 1.503 ausl.jugendliche - Jugenddaten - \*\*\*  
 13:47:18 \*\*\* JUGOSLAWISCHE JUGENDLICHE \*\*\*

\*\*\* CROSSTABULATION \*\*\*

YUG JUGOSLAWEN  
 by F18B (group) GRUENDE F.BERUFSWUNSCH

Page 2 of 2

|           |         | F18B     |          |          |       |
|-----------|---------|----------|----------|----------|-------|
| Count     | Row pct | GUTE ERF | KEIN BES | SONSTIGE | Row   |
| Col pct   |         | AHRUNGEN | .GRUND   | s        | Total |
| YUG       | 0       | 12       | 13       | 14       | 841   |
| REST      |         | 50       | 23       | 26       | 91.2  |
|           |         | 6.0      | 2.7      | 3.1      |       |
|           |         | 87.5     | 100.0    | 92.5     |       |
| TRIFFT ZU | 1       | 7        | 0        | 2        | 81    |
|           |         | 8.9      | .0       | 2.6      | 8.8   |
|           |         | 12.5     | .0       | 7.5      |       |
| Column    |         | 57       | 23       | 28       | 922   |
| Total     |         | 6.2      | 2.5      | 3.1      | 100.0 |

Percents and totals based on respondents

922 valid cases; 2,485 missing cases

8-Nov-94 \*\*\* p 1.503 ausl.jugendliche - Jugenddaten - \*\*\*  
 13:47:18 \*\*\* JUGOSLAWISCHE JUGENDLICHE \*\*\*

>Warning # 3211  
 >On at least one case, the value of the weight variable was zero, negative, or  
 >missing. Such cases are considered missing by statistical procedures which  
 >need positively weighted cases, but remain on the file and are processed by  
 >non-statistical facilities such as LIST and SAVE.

Preceding task required 15.93 seconds CPU time; 20.21 seconds elapsed.

```
255 0 CROSSTABS TABLES=
256 0 YUG BY RF18C RF18D F18E
257 0 OPTIONS 3 4
258 0 STATISTICS 1 2 3
```

There are 4,441,568 bytes of memory available.

Memory allows for 32,767 cells with 2 dimensions for general CROSSTABS.

YUG JUGOSLAWEN by RF18C BEWORBENE BETRIEBE

Page 1 of 1

|           |         | RF18C |       |       |      |          |       |
|-----------|---------|-------|-------|-------|------|----------|-------|
| Count     | Row Pct | 1 - 3 | 4 - 6 | 7 - 9 | 10+  | WEISS NI | Row   |
| Col Pct   | Col Pct | CHT   |       |       |      |          | Total |
|           |         | 1     | 2     | 3     | 4    | 5        |       |
| YUG       |         | ----- |       |       |      |          |       |
| REST      | 0       | 345   | 134   | 36    | 185  | 193      | 892   |
|           |         | 38.6  | 15.0  | 4.0   | 20.8 | 21.6     | 91.2  |
|           |         | 92.6  | 87.9  | 93.7  | 92.6 | 89.7     |       |
| TRIFFT ZU | 1       | 28    | 18    | 2     | 15   | 22       | 86    |
|           |         | 32.2  | 21.6  | 2.8   | 17.4 | 26.0     | 8.8   |
|           |         | 7.4   | 12.1  | 6.3   | 7.4  | 10.3     |       |
| Column    |         | 372   | 152   | 38    | 200  | 215      | 978   |
| Total     |         | 38.1  | 15.6  | 3.9   | 20.5 | 22.0     | 100.0 |

| Chi-Square                                  | Value   | DF | Significance |
|---|---------|----|--------------|
| Pearson                                     | 4.41214 | 4  | .35309       |
| Likelihood Ratio                            | 4.25594 | 4  | .37247       |
| Mantel-Haenszel test for linear association | .39717  | 1  | .52856       |

Minimum Expected Frequency - 3.336  
 Cells with Expected Frequency < 5 - 1 OF 10 ( 10.0%)

| Statistic               | Value  | ASE1 | T-value | Approximate Significance |
|-------------------------|--------|------|---------|--------------------------|
| Phi                     | .06717 |      |         | .35309 *1                |
| Cramer's V              | .06717 |      |         | .35309 *1                |
| Contingency Coefficient | .06702 |      |         | .35309 *1                |

\*1 Pearson chi-square probability

Number of Missing Observations: 2429

YUG JUGOSLAWEN by RF18D DAUER AUSBILDUNGSPLATZSUCHE

Page 1 of 1

|           |         | RF18D   |         |          |          |        |      |       |    |       |
|-----------|---------|---------|---------|----------|----------|--------|------|-------|----|-------|
| Count     | Row Pct | SOFORT  | G 1 - 3 | MO 4 - 6 | MO 7 - 9 | MO 10+ | MON  | SUCHE | NO | Row   |
| Col Pct   | Col Pct | EFUNDEN | NATE    | NATE     | NATE     | ATE    | CH   |       |    | Total |
|           |         | 1       | 2       | 3        | 4        | 5      | 6    |       |    |       |
| YUG       |         | -----   |         |          |          |        |      |       |    |       |
| REST      | 0       | 169     | 356     | 165      | 73       | 109    | 30   |       |    | 903   |
|           |         | 18.7    | 39.5    | 18.3     | 8.1      | 12.1   | 3.3  |       |    | 91.3  |
|           |         | 88.6    | 92.7    | 87.2     | 92.0     | 96.5   | 94.4 |       |    |       |
| TRIFFT ZU | 1       | 22      | 28      | 24       | 6        | 4      | 2    |       |    | 86    |
|           |         | 25.2    | 32.6    | 28.1     | 7.4      | 4.6    | 2.1  |       |    | 8.7   |
|           |         | 11.4    | 7.3     | 12.8     | 8.0      | 3.5    | 5.6  |       |    |       |
| Column    |         | 191     | 384     | 189      | 79       | 113    | 32   |       |    | 989   |
| Total     |         | 19.3    | 38.9    | 19.2     | 8.0      | 11.4   | 3.2  |       |    | 100.0 |

| Chi-Square                                  | Value    | DF | Significance |
|---|----------|----|--------------|
| Pearson                                     | 10.84682 | 5  | .05450       |
| Likelihood Ratio                            | 11.38200 | 5  | .04431       |
| Mantel-Haenszel test for linear association | 2.74632  | 1  | .09748       |

Minimum Expected Frequency - 2.767  
 Cells with Expected Frequency < 5 - 1 OF 12 ( 8.3%)

| Statistic               | Value  | ASE1 | T-value | Approximate Significance |
|-------------------------|--------|------|---------|--------------------------|
| Phi                     | .10474 |      |         | .05450 *1                |
| Cramer's V              | .10474 |      |         | .05450 *1                |
| Contingency Coefficient | .10417 |      |         | .05450 *1                |

\*1 Pearson chi-square probability

Number of Missing Observations: 2418

YUG JUGOSLAWEN by F18E EINSTELLUNGSTESTS

| Count<br>Row<br>Col | Pct<br>Pct | JA          |             | NEIN         |   | Row<br>Total |
|---------------------|------------|-------------|-------------|--------------|---|--------------|
|                     |            | 1           | 2           | 1            | 2 |              |
| YUG                 |            |             |             |              |   |              |
| REST                | 0          | 358<br>93.2 | 545<br>90.2 | 903<br>91.3  |   |              |
| TRIFFT ZU           | 1          | 26<br>6.8   | 59<br>9.8   | 86<br>8.7    |   |              |
| Column<br>Total     |            | 384<br>38.8 | 605<br>61.2 | 989<br>100.0 |   |              |

| Chi-Square                                  | Value   | DF | Significance |
|---|---------|----|--------------|
| Pearson                                     | 2.75072 | 1  | .09721       |
| Continuity Correction                       | 2.37932 | 1  | .12295       |
| Likelihood Ratio                            | 2.83216 | 1  | .09239       |
| Mantel-Haenszel test for linear association | 2.74794 | 1  | .09738       |

Minimum Expected Frequency - 33.247

| Statistic               | Value  | ASE1 | T-value | Approximate Significance |
|-------------------------|--------|------|---------|--------------------------|
| Phi                     | .05275 |      |         | .09721 *1                |
| Cramer's V              | .05275 |      |         | .09721 *1                |
| Contingency Coefficient | .05267 |      |         | .09721 *1                |

\*1 Pearson chi-square probability

Number of Missing Observations: 2418

8-Nov-94 \*\*\* p 1.503 ausl.jugendliche - jugenddaten - \*\*\*  
13:47:42 \*\*\* JUGOSLAWISCHE JUGENDLICHE \*\*\*

>Warning # 3211  
>On at least one case, the value of the weight variable was zero, negative, or missing. Such cases are considered missing by statistical procedures which need positively weighted cases, but remain on the file and are processed by non-statistical facilities such as LIST and SAVE.

Preceding task required 16.50 seconds CPU time; 23.03 seconds elapsed.

259 0 BREAKDOWN TABLES-F18C F18D BY YUG

There are 4,441,568 bytes of memory available.

Given workspace allows for 32,767 cells of 1 dimensions for MEANS.

8-Nov-94 \*\*\* p 1.503 ausl.jugendliche - Jugenddaten - \*\*\*  
13:48:04 \*\*\* JUGOSLAWISCHE JUGENDLICHE \*\*\*

- - Description of Subpopulations - -

Summaries of F18C BEWORBENE BETRIEBE  
By levels of YUG JUGOSLAWEN

| Variable              | Value | Label     | Mean    | Std Dev | Cases |
|-----------------------|-------|-----------|---------|---------|-------|
| For Entire Population |       |           | 27.6994 | 39.0191 | 978   |
| YUG                   | 0     | REST      | 27.4177 | 38.7820 | 892   |
| YUG                   | 1     | TRIFFT ZU | 30.6366 | 41.5372 | 86    |

Total Cases - 3407  
Missing Cases - 2429 or 71.3 Pct

8-Nov-94 \*\*\* p 1.503 ausl.jugendliche - Jugenddaten - \*\*\*  
13:48:04 \*\*\* JUGOSLAWISCHE JUGENDLICHE \*\*\*

- - Description of Subpopulations - -

Summaries of F18D DAUER AUSBILDUNGSPLATZSUCHE  
By levels of YUG JUGOSLAWEN

| Variable              | Value | Label     | Mean   | Std Dev | Cases |
|-----------------------|-------|-----------|--------|---------|-------|
| For Entire Population |       |           | 6.9477 | 15.7136 | 989   |
| YUG                   | 0     | REST      | 7.1094 | 15.9689 | 903   |
| YUG                   | 1     | TRIFFT ZU | 5.2548 | 12.6911 | 86    |

Total Cases = 3407  
Missing Cases - 2418 or 71.0 Pct

8-Nov-94 \*\*\* p 1.503 ausl.jugendliche - jugenddaten - \*\*\*

13:48:05 \*\*\* JUGOSLAWISCHE JUGENDLICHE \*\*\*

>Warning # 3211

>On at least one case, the value of the weight variable was zero, negative, or missing. Such cases are considered missing by statistical procedures which need positively weighted cases, but remain on the file and are processed by non-statistical facilities such as LIST and SAVE.

Preceding task required 15.99 seconds CPU time; 23.18 seconds elapsed.

```
260 0 MULT RESPONSE GROUPS=F18F TESTBEWERTUNG (F18F1,F18F2(1,1)) /
261 0     VARIABLES=YUG(0,1) /
262 0     TABLES=YUG BY F18F /
263 0     STATISTICS 1 2
```

MULT RESPONSE requires 1312 bytes of workspace for execution.

8-Nov-94 \*\*\* p 1.503 ausl.jugendliche - jugenddaten - \*\*\*  
13:48:25 \*\*\* JUGOSLAWISCHE JUGENDLICHE \*\*\*

\* \* \* C R O S S T A B U L A T I O N \* \* \*

YUG JUGOSLAWEN  
by F18F (group) TESTBEWERTUNG

|              |         | F18F                |                    |                    |                  |                   |                    |                   |                    |                    |                  |                  | Row Total    |             |
|--------------|---------|---------------------|--------------------|--------------------|------------------|-------------------|--------------------|-------------------|--------------------|--------------------|------------------|------------------|--------------|-------------|
| Count        | Row pct | LEICHT              | NICHT SO GUT       | SO SCHLECHT        | OBJEKTIV         | BENACHTE IL.AUSL. | NICHT BE RUFBSORIE | SONST. P OS.NENNU | SONST.NE G.NENNUN  | NOTWENDI G.UEBEL   | WEISS CHT        | MI S             | SONSTIGE S   | Row Total   |
| Col pct      |         | 1                   | 2                  | 3                  | 4                | 5                 | 6                  | 7                 | 8                  | 9                  | 10               | 11               |              |             |
| YUG          |         | -----               |                    |                    |                  |                   |                    |                   |                    |                    |                  |                  |              |             |
| REST         | 0       | 122<br>36.7<br>92.1 | 57<br>17.2<br>93.1 | 57<br>17.1<br>93.1 | 7<br>2.2<br>86.0 | 6<br>1.7<br>100.0 | 10<br>3.0<br>84.7  | 12<br>3.7<br>93.0 | 59<br>17.8<br>95.6 | 10<br>2.9<br>100.0 | 7<br>2.2<br>79.9 | 0<br>.0<br>100.0 |              | 334<br>93.0 |
| TRIFFT ZU    | 1       | 11<br>42.0<br>7.9   | 4<br>16.9<br>6.9   | 4<br>16.7<br>6.9   | 1<br>4.8<br>14.0 | 0<br>.0<br>0      | 2<br>7.3<br>15.3   | 1<br>3.7<br>7.0   | 3<br>11.0<br>4.4   | 0<br>.0<br>0       | 2<br>7.3<br>20.1 | 0<br>.0<br>0     |              | 25<br>7.0   |
| Column Total |         | 133<br>37.0         | 62<br>17.1         | 61<br>17.0         | 9<br>2.4         | 6<br>1.6          | 12<br>3.3          | 13<br>3.7         | 62<br>17.3         | 10<br>2.7          | 9<br>2.5         | 0<br>.0          | 359<br>100.0 |             |

Percents and totals based on respondents

359 valid cases; 3,048 missing cases

8-Nov-94 \*\*\* p 1.503 ausl.jugendliche - jugenddaten - \*\*\*  
13:48:27 \*\*\* JUGOSLAWISCHE JUGENDLICHE \*\*\*

>Warning # 3211

>On at least one case, the value of the weight variable was zero, negative, or missing. Such cases are considered missing by statistical procedures which need positively weighted cases, but remain on the file and are processed by non-statistical facilities such as LIST and SAVE.

Preceding task required 15.60 seconds CPU time; 21.48 seconds elapsed.

```
264 0 CROSSTABS TABLES=YUG BY RF18G rrf18g
265 0     OPTIONS 3 4
266 0     STATISTICS 1 2 3
```

There are 4,441,568 bytes of memory available.

Memory allows for 32,767 cells with 2 dimensions for general CROSSTABS.

8-Nov-94 \*\*\* p 1.503 ausl.jugendliche - jugenddaten - \*\*\*  
13:48:49 \*\*\* JUGOSLAWISCHE JUGENDLICHE \*\*\*

YUG JUGOSLAWEN by RF18G ERHALTENE ZUSAGEN

|              |         | RF18G               |                     |                     |                   |                   |                    | Row Total    |             |
|--------------|---------|---------------------|---------------------|---------------------|-------------------|-------------------|--------------------|--------------|-------------|
| Count        | Row Pct | KEINE SAGE          | ZU 1                | 2 ZUSAGE            | 3 - 4 SAGEN       | ZU 5 - 6 SAGEN    | ZU 7+ EN           | ZUSAG        | Row         |
| Col Pct      |         | 1                   | 2                   | 3                   | 4                 | 5                 | 6                  |              | Total       |
| YUG          |         | -----               |                     |                     |                   |                   |                    |              |             |
| REST         | 0       | 174<br>19.2<br>97.1 | 502<br>55.3<br>90.1 | 158<br>17.4<br>88.8 | 43<br>4.8<br>89.4 | 18<br>2.0<br>96.6 | 12<br>1.4<br>100.0 |              | 908<br>91.3 |
| TRIFFT ZU    | 1       | 5<br>6.1<br>2.9     | 55<br>64.1<br>9.9   | 20<br>23.1<br>11.2  | 5<br>5.9<br>10.6  | 1<br>.7<br>3.4    |                    |              | 86<br>8.7   |
| Column Total |         | 179<br>18.0         | 557<br>56.1         | 178<br>17.9         | 49<br>4.9         | 19<br>1.9         | 12<br>1.3          | 995<br>100.0 |             |

| Chi-Square                                  | Value    | DF | Significance |
|---|----------|----|--------------|
| Pearson                                     | 12.02187 | 5  | .03449       |
| Likelihood Ratio                            | 15.47034 | 5  | .00853       |
| Mantel-Haenszel test for linear association | 1.24873  | 1  | .26379       |

Minimum Expected Frequency - 1 .083  
 Cells with Expected Frequency < 5 - 3 OF 12 ( 25.0%)

| Statistic               | Value  | ASE1 | T-value | Approximate Significance |
|-------------------------|--------|------|---------|--------------------------|
| Phi                     | .10994 |      |         | .03449 *1                |
| Cramer's V              | .10994 |      |         | .03449 *1                |
| Contingency Coefficient | .10923 |      |         | .03449 *1                |

\*1 Pearson chi-square probability

Number of Missing Observations: 2412

8-Nov-94 \*\*\* p 1.503 ausl.jugendliche - jugenddaten - \*\*\*  
 13:48:50 \*\*\* JUGOSLAWISCHE JUGENDLICHE \*\*\*

YUG JUGOSLAWEN by RRF18G ZUSAGE ERHALTEN

RRF18G Page 1 of 1

| Count<br>Row Pct<br>Col Pct | RRF18G             |                      | Row Total     |
|-----------------------------|--------------------|----------------------|---------------|
|                             | JA                 | NEIN                 |               |
| YUG                         | 1                  | 2                    |               |
| REST                        | 174<br>5.7<br>97.1 | 2883<br>94.3<br>89.3 | 3057<br>89.7  |
| TRIFFT ZU                   | 5<br>1.5<br>2.     | 345<br>98.5<br>10.7  | 350<br>10.3   |
| Column Total                | 179<br>5.3         | 3228<br>94.7         | 3407<br>100.0 |

| Chi-Square                                  | Value    | DF | Significance |
|---|----------|----|--------------|
| Pearson                                     | 11.08943 | 1  | .00087       |
| Continuity Correction                       | 10.26435 | 1  | .00136       |
| Likelihood Ratio                            | 14.80073 | 1  | .00012       |
| Mantel-Haenszel test for linear association | 11.08618 | 1  | .00087       |

Minimum Expected Frequency - 18.445

| Statistic               | Value  | ASE1 | T-value | Approximate Significance |
|-------------------------|--------|------|---------|--------------------------|
| Phi                     | .05705 |      |         | .00087 *1                |
| Cramer's V              | .05705 |      |         | .00087 *1                |
| Contingency Coefficient | .05696 |      |         | .00087 *1                |

\*1 Pearson chi-square probability

Number of Missing Observations- 0

8-Nov-94 \*\*\* p 1.503 ausl.jugendliche - jugenddaten - \*\*\*  
 13:48:51 \*\*\* JUGOSLAWISCHE JUGENDLICHE \*\*\*

>Warning # 3211  
 >On at least one case, the value of the weight variable was zero, negative, or missing. Such cases are considered missing by statistical procedures which need positively weighted cases, but remain on the file and are processed by non-statistical facilities such as LIST and SAVE.

Preceding task required 16.53 seconds CPU time; 24.53 seconds elapsed.

267 0 BREAKDOWN TABLES=F18G BY YUG

There are 4,441,568 bytes of memory available.

Given workspace allows for 32,767 cells of 1 dimensions for MEANS.

8-Nov-94 \*\*\* p 1.503 ausl.jugendliche - Jugenddaten - \*\*\*  
 13:49:14 \*\*\* JUGOSLAWISCHE JUGENDLICHE \*\*\*

- - Description of Subpopulations - -

Summaries of F18G ERHALTENE ZUSAGEN  
 By levels of YUG JUGOSLAWEN

| Variable              | Value | Label     | Mean   | Std Dev | Cases |
|-----------------------|-------|-----------|--------|---------|-------|
| For Entire Population |       |           | 1.3237 | 1.5990  | 995   |
| YUG                   | 0     | REST      | 1.3229 | 1.6560  | 908   |
| YUG                   | 1     | TRIFFT ZU | 1.3317 | .7829   | 86    |

Total Cases - 3407  
 Missing Cases = 2412 or 70.8 Pct

8-Nov-94 \*\*\* p 1.503 ausl.jugendliche - jugenddaten - \*\*\*  
 13:49:15 \*\*\* JUGOSLAWISCHE JUGENDLICHE \*\*\*

>Warning # 3211  
 >On at least one case, the value of the weight variable was zero, negative, or  
 >missing. Such cases are considered missing by statistical procedures which  
 >need positively weighted cases, but remain on the file and are processed by  
 >non-statistical facilities such as LIST and SAVE.

Preceding task required 15.76 seconds CPU time; 23.75 seconds elapsed.

268 0 MULT RESPONSE GROUPS=F18H GRUENDE FABLEHNUNG (F18H1 TO F18H3(1,10))/  
 269 0 VARIABLES=YUG(0,1) /  
 270 0 TABLES=YUG BY F18H /  
 271 0 STATISTICS 1 2

MULT RESPONSE requires 1288 bytes of workspace for execution.

8-Nov-94 \*\*\* p 1.503 ausl.jugendliche - Jugenddaten - \*\*\*  
 13:49:37 \*\*\* JUGOSLAWISCHE JUGENDLICHE \*\*\*

\*\*\* C R O S S T A B U L A T I O N \*\*\*

YUG JUGOSLAWEN  
 by F18H (group) GRUENDE FABLEHNUNG

|           |         | * F18H              |                      |                      |                     |                  |                   |                  |                          |                     |              |  |
|-----------|---------|---------------------|----------------------|----------------------|---------------------|------------------|-------------------|------------------|--------------------------|---------------------|--------------|--|
|           |         | WENIG PL<br>AETZE   | SCHLECHT<br>.SCHULAB | SCHL.DEU<br>TSCHKENN | DEUT.VOR<br>GEZOGEN | WEIBLICH         | ZU WENIG<br>KUEM  | ELTERN<br>HOLF   | WEISS NI<br>NIGHT GE CHT | SONSTIGE<br>S       | Row<br>Total |  |
| Count     | Row pct | 1                   | 2                    | 3                    | 4                   | 6                | 7                 | 8                | 9                        | 10                  |              |  |
| Col pct   |         | I                   | I                    | I                    | I                   | I                | I                 | I                | I                        | I                   |              |  |
| YUG       | 0       | 34<br>25.3<br>100.0 | 36<br>27.0<br>96.6   | 19<br>14.5<br>100.0  | 19<br>14.0<br>87.2  | 2<br>1.5<br>56.5 | 2<br>1.5<br>100.0 | 1<br>.9<br>100.0 | 15<br>10.9<br>100.0      | 15<br>11.3<br>100.0 | 134<br>96.4  |  |
| REST      | 0       |                     |                      |                      |                     |                  |                   |                  |                          |                     |              |  |
| TRIFFT ZU | 1       | 0<br>.0<br>.0       | 25.1<br>3.4          | 0<br>.0<br>.0        | 3<br>55.8<br>12.8   | 0<br>.0<br>.0    | 2<br>31.5<br>43.5 | 0<br>.0<br>.0    | 0<br>.0<br>.0            | 0<br>.0<br>.0       | 5<br>3.6     |  |
| Column    |         | 34                  | 38                   | 19                   | 22                  | 0                | 4                 | 1                | 15                       | 15                  | 139          |  |
| Total     |         | 24.4                | 27.0                 | 13.9                 | 15.5                | .2               | 2.6               | .9               | 10.6                     | 10.9                | 100.0        |  |

Percents and totals based on respondents

139 valid cases; 3,268 missing cases

8-Nov-94 \*\*\* p 1.503 ausl.jugendliche - Jugenddaten - \*\*\*  
 13:49:37 \*\*\* JUGOSLAWISCHE JUGENDLICHE \*\*\*

>Warning # 3211  
 >On at least one case, the value of the weight variable was zero, negative, or  
 >missing. Such cases are considered missing by statistical procedures which  
 >need positively weighted cases, but remain on the file and are processed by  
 >non-statistical facilities such as LIST and SAVE.

Preceding task required 15.65 seconds CPU time; 21.35 seconds elapsed.

272 0 CROSSTABS TABLES=YUG BY RF19 F19A  
 273 0 OPTIONS 3 4  
 274 0 STATISTICS 1 2 3

There are 4,441,568 bytes of memory available.

Memory allows for 32,767 cells with 2 dimensions for general CROSSTABS.

8-Nov-94 \*\*\* p 1.503 ausl.jugendliche - Jugenddaten - \*\*\*  
 13:50:02 \*\*\* JUGOSLAWISCHE JUGENDLICHE \*\*\*

YUG JUGOSLAWEN by RF19 AUSBILD.BERUF BEGONNEN

|           |         | RF19                 |                      |                      |                    | Page 1 of 1  |
|-----------|---------|----------------------|----------------------|----------------------|--------------------|--------------|
|           |         | FERTIGUN<br>GSBERUFE | TECHNISC<br>HE BERUF | DIENSTLE<br>ISTUNGSB | SONSTIGE<br>BERUFE | Row<br>Total |
| Count     | Row Pct | 1                    | 2                    | 3                    | 4                  |              |
| Col Pct   |         |                      |                      |                      |                    |              |
| YUG       | 0       | 344<br>55.2<br>91.5  | 14<br>2.3<br>79.7    | 260<br>41.6<br>87.9  | 6<br>.9<br>85.9    | 624<br>89.6  |
| REST      | 0       |                      |                      |                      |                    |              |
| TRIFFT ZU | 1       | 32<br>44.1<br>8.5    | 4<br>5.0<br>20.3     | 36<br>49.6<br>12.1   | 1<br>1.3<br>14.1   | 72<br>10.4   |
| Column    |         | 376                  | 18                   | 295                  | 7                  | 696          |
| Total     |         | 54.0                 | 2.6                  | 42.5                 | .9                 | 100.0        |

| Chi-Square | Value   | DF | Significance |
|------------|---------|----|--------------|
| Pearson    | 4.3910! | 3  | .22222       |





| YUG       | Col pct | BEN   |       |       |       |       |       |       |       |       | Total |        |
|-----------|---------|-------|-------|-------|-------|-------|-------|-------|-------|-------|-------|--------|
|           |         | F19B1 | F19B2 | F19B3 | F19B4 | F19B5 | F19B6 | F19B7 | F19B8 | F19B9 |       | F19B10 |
| 0         |         | 236   | 79    | 93    | 48    | 21    | 71    | 49    | 133   | 151   | 23    | 641    |
| REST      |         | 36.8  | 12.3  | 14.6  | 7.5   | 3.3   | 11.0  | 7.7   | 20.7  | 23.6  | 3.5   | 89.2   |
|           |         | 89.3  | 84.6  | 92.2  | 89.2  | 92.2  | 95.4  | 82.3  | 89.8  | 87.6  | 92.6  |        |
| 1         |         | 28    | 14    | 8     | 6     | 2     | 3     | 11    | 15    | 21    | 2     | 77     |
| TRIFFT ZU |         | 36.4  | 18.4  | 10.2  | 7.5   | 2.3   | 4.4   | 13.7  | 19.6  | 27.7  | 2.3   | 10.8   |
|           |         | 10.7  | 15.4  | 7.8   | 10.8  | 7.8   | 4.6   | 17.7  | 10.2  | 12.4  | 7.4   |        |
| Column    |         | 264   | 93    | 101   | 54    | 23    | 74    | 60    | 148   | 173   | 24    | 718    |
| Total     |         | 36.8  | 12.9  | 14.1  | 7.5   | 3.2   | 10.3  | 8.4   | 20.6  | 24.0  | 3.4   | 100.0  |

Percents and totals based on respondents

718 valid cases; 2,689 missing cases

8-Nov-94 \*\*\* p 1.503 ausl.jugendliche - Jugenddaten - \*\*\*  
 13:50:39 \*\*\* JUGOSLAWISCHE JUGENDLICHE \*\*\*

>Warning # 3211

>On at least one case, the value of the weight variable was zero, negative, or missing. Such cases are considered missing by statistical procedures which need positively weighted cases, but remain on the file and are processed by non-statistical facilities such as LIST and SAVE.

Preceding task required 16.48 seconds CPU time; 33.71 seconds elapsed.

280 0 CROSSTABS TABLES- YUG BY F19C TO F20  
 281 0 OPTIONS 3 4  
 282 0 STATISTICS 1 2 3

There are 4,441,568 bytes of memory available.

Memory allows for 32,767 cells with 2 dimensions for general CROSSTABS.

8-Nov-94 \*\*\* p 1.503 ausl.jugendliche - Jugenddaten - \*\*\*  
 13:51:01 \*\*\* JUGOSLAWISCHE JUGENDLICHE \*\*\*

YUG JUGOSLAWEN by F19C AUSB.ART

Page 1 of 1

| YUG       | Count<br>Row Pct<br>Col Pct | F19C         |                          |                      | Row<br>Total |
|-----------|-----------------------------|--------------|--------------------------|----------------------|--------------|
|           |                             | BETRIEB<br>1 | AUSSERBE<br>TRBLEIN<br>2 | WEISS NI<br>CHT<br>3 |              |
| 0         |                             | 554          | 65                       | 17                   | 636          |
| REST      |                             | 87.1         | 10.3                     | 2.6                  | 89.2         |
|           |                             | 88.2         | 97.3                     | 90.4                 |              |
| 1         |                             | 74           | 2                        | 2                    | 77           |
| TRIFFT ZU |                             | 95.4         | 2.3                      | 2.3                  | 10.8         |
|           |                             | 11.8         | 2.7                      | 9.6                  |              |
| Column    |                             | 628          | 67                       | 19                   | 713          |
| Total     |                             | 88.0         | 9.4                      | 2.6                  | 100.0        |

| Chi-Square                                  | Value   | DF | Significance |
|---|---------|----|--------------|
| Pearson                                     | 5.20960 | 2  | .07392       |
| Likelihood Ratio                            | 7.00117 | 2  | .03018       |
| Mantel-Haenszel test for linear association | 2.88345 | 1  | .08949       |

Minimum Expected Frequency - 2.011  
 Cells with Expected Frequency < 5 - 1 OF 6 ( 16.7%)

| Statistic               | Value  | ASE1 | T-value | Approximate Significance |
|-------------------------|--------|------|---------|--------------------------|
| Phi                     | .08546 |      |         | .07392 *1                |
| Cramer's V              | .08546 |      |         | .07392 *1                |
| Contingency Coefficient | .08515 |      |         | .07392 *1                |

\*1 Pearson chi-square probability

Number of Missing Observations: 2694

8-Nov-94 \*\*\* p 1.503 ausl.jugendliche - Jugenddaten - \*\*\*  
 13:51:01 \*\*\* JUGOSLAWISCHE JUGENDLICHE \*\*\*

YUG JUGOSLAWEN by F19D AUSB.BEREICH

Page 1 of 1

| YUG  | Count<br>Row Pct<br>Col Pct | F19D                    |                    |               |             |                         |                     |                          | Row<br>Total |
|------|-----------------------------|-------------------------|--------------------|---------------|-------------|-------------------------|---------------------|--------------------------|--------------|
|      |                             | LANDWIRT<br>SCHAFT<br>1 | HANDWERK<br>E<br>2 | INDUSTRI<br>3 | HANDEL<br>4 | OEFFENTL<br>DIENST<br>5 | FREIE<br>RUFEN<br>6 | BE<br>SONSTIGE<br>S<br>7 |              |
| 0    |                             | 3                       | 318                | 104           | 67          | 62                      | 39                  | 37                       | 630          |
| REST |                             | .5                      | 50.4               | 16.5          | 10.7        | 9.9                     | 6.2                 | 5.8                      | 89.1         |
|      |                             | 47.4                    | 90.6               | 91.9          | 79.4        | 93.3                    | 94.2                | 83.0                     |              |

|              |      |      |      |      |     |     |      |       |
|--------------|------|------|------|------|-----|-----|------|-------|
| TRIFFT ZU    | 1    | 33   | 9    | 17   | 5   | 2   | 8    | 77    |
|              | 4.3  | 42.5 | 11.9 | 22.6 | 9.8 | 3.1 | 9.7  | 10.9  |
|              | 52.6 | 9.4  | 8.1  | 20.6 | 6.7 | 5.8 | 17.0 |       |
| Column Total | 6    | 351  | 113  | 85   | 67  | 41  | 44   | 708   |
|              | .9   | 49.5 | 16.0 | 12.0 | 9.4 | 5.9 | 6.3  | 100.0 |

| Chi-Square                                  | Value    | DF | Significance |
|---|----------|----|--------------|
| Pearson                                     | 25.17572 | 6  | .00032       |
| Likelihood Ratio                            | 19.35940 | 6  | .00360       |
| Mantel-Haenszel test for linear association | .29531   | 1  | .58684       |

Minimum Expected Frequency - .692  
 Cells with Expected Frequency < 5 - 3 OF 14 ( 21.4%)

| Statistic               | Value  | ASE1 | T-value | Approximate Significance |
|-------------------------|--------|------|---------|--------------------------|
| Phi                     | .18862 |      |         | .00032 *1                |
| Cramer's V              | .18862 |      |         | .00032 *1                |
| Contingency Coefficient | .18535 |      |         | .00032 *1                |

\*1 Pearson chi-square probability

Number of Missing Observations: 2699

8-Nov-94 \*\*\* p 1.503 ausl.jugendliche - jugenddaten - \*\*\*  
 13:51:02 \*\*\* JUGOSLAWISCHE JUGENDLICHE \*\*\*

YUG JUGOSLAWEN by F19E ANZAHL AZUBI

Page 1 of 1

|              |         | F19E |      |       |        |         | Row      |
|--------------|---------|------|------|-------|--------|---------|----------|
|              |         | NUR  | ICH  | 2 - 5 | 6 - 10 | 11 - 20 | UEBER 20 |
| Count        | Row Pct |      |      |       |        |         | Row      |
| Col Pct      | Col Pct | 1    | 2    | 3     | 4      | 5       | Total    |
| YUG          |         |      |      |       |        |         |          |
| 0            |         | 85   | 301  | 93    | 71     | 87      | 637      |
| REST         |         | 13.4 | 47.2 | 14.6  | 11.2   | 13.7    | 89.3     |
|              |         | 87.9 | 88.4 | 90.2  | 91.1   | 91.4    |          |
| 1            |         | 12   | 39   | 10    | 7      | 8       | 76       |
| TRIFFT ZU    |         | 15   | 51.7 | 13.2  | 11.7   | 10.7    | 10.7     |
|              |         | 12.7 | 11.6 | 9.8   | 8.9    | 8.6     |          |
| Column Total |         | 97   | 340  | 103   | 78     | 95      | 714      |
|              |         | 13.6 | 47.7 | 14.4  | 11.0   | 13.3    | 100.0    |

| Chi-Square                                  | Value   | DF | Significance |
|---|---------|----|--------------|
| Pearson                                     | 1.28028 | 4  | .86471       |
| Likelihood Ratio                            | 1.31301 | 4  | .85916       |
| Mantel-Haenszel test for linear association | 1.19346 | 1  | .27463       |

Minimum Expected Frequency - 8.377

| Statistic               | Value  | ASE1 | T-value | Approximate Significance |
|-------------------------|--------|------|---------|--------------------------|
| Phi                     | .04235 |      |         | .86471 *1                |
| Cramer's V              | .04235 |      |         | .86471 *1                |
| Contingency Coefficient | .04231 |      |         | .86471 *1                |

\*1 Pearson chi-square probability

Number of Missing Observations: 2693

8-Nov-94 \*\*\* p 1.503 ausl.jugendliche - Jugenddaten - \*\*\*  
 13:51:02 \*\*\* JUGOSLAWISCHE JUGENDLICHE \*\*\*

YUG JUGOSLAWEN by F19F AUSB.ERFOLG

Page 1 of 1

|              |         | F19F     |          |         | Row   |
|--------------|---------|----------|----------|---------|-------|
|              |         | AUSBILD. | AUSBILD. | NOCH IN |       |
|              |         | ABGESCHL | ABGEBER. | AUSBILD |       |
| Count        | Row Pct | 1        | 2        | 3       | Total |
| Col Pct      | Col Pct |          |          |         |       |
| YUG          |         |          |          |         |       |
| 0            |         | 345      | 79       | 212     | 636   |
| REST         |         | 54.3     | 12.4     | 33.4    | 89.3  |
|              |         | 87.6     | 92.6     | 90.9    |       |
| 1            |         | 49       | 6        | 21      | 76    |
| TRIFFT ZU    |         | 63.9     | 8.3      | 27.8    | 10.7  |
|              |         | 12.4     | 7.4      | 9.1     |       |
| Column Total |         | 394      | 85       | 233     | 713   |
|              |         | 55.3     | 11.9     | 32.8    | 100.0 |

| Chi-Square | Value   | DF | Significance |
|------------|---------|----|--------------|
| Pearson    | 2.74657 | 2  | .25327       |

Likelihood Ratio 2.83045 2 .24287  
 Mantel-Haenszel test for linear association 1.90413 1 .16761

Minimum Expected Frequency - 9.109

| Statistic               | Value  | ASE1 | T-value | Approximate Significance |
|-------------------------|--------|------|---------|--------------------------|
| Phi                     | .06208 |      |         | .25327 *1                |
| Cramer's V              | .06208 |      |         | .25327 *1                |
| Contingency Coefficient | .06196 |      |         | .25327 *1                |

\*1 Pearson chi-square probability

Number of Missing Observatons: 2694

8-Nov-94 \*\*\* p 1.503 ausl.jugendliche - Jugenddaten - \*\*\*  
 13:51:03 \*\*\* JUGOSLAWISCHE JUGENDLICHE \*\*\*

YUG JUGOSLAWEN by F20 ABRUCH

P20 Page 1 of 1

| Count<br>Row Pct<br>Col Pct | P20                   |                     |                       |                       | Row<br>Total |
|-----------------------------|-----------------------|---------------------|-----------------------|-----------------------|--------------|
|                             | WAEHREND<br>PROEBEZ 1 | AUSBIL<br>DUNGSJ. 2 | 2.AUSBIL<br>DUNGSJ. 3 | 3.AUSBIL<br>DUNGSJ. 4 |              |
| YUG                         | 17<br>23.8<br>94.9    | 32<br>43.2<br>100.0 | 18<br>24.9<br>85.9    | 6<br>B.1<br>100.0     | 73<br>94.9   |
| REST                        | 1<br>23.9<br>5.1      |                     | 3<br>76.1<br>14.1     |                       | 4<br>5.1     |
| TRIFFT ZU                   |                       |                     |                       |                       |              |
| Column<br>Total             | 18<br>23.8            | 32<br>41.0          | 21<br>27.5            | 6<br>7.7              | 77<br>100.0  |

| Chi-Square                                  | Value   | DF | Significance |
|---|---------|----|--------------|
| Pearson                                     | 5.56177 | 3  | .13499       |
| Likelihood Ratio                            | 6.37766 | 3  | .09461       |
| Mantel-Haenszel test for linear association | .56609  | 1  | .45182       |

Minimum Expected Frequency - .303  
 Cells with Expected Frequency < 5 - 4 OF 8 ( 50.0%)

| Statistic               | Value  | ASE1 | T-value | Approximate Significance |
|-------------------------|--------|------|---------|--------------------------|
| Phi                     | .26857 |      |         | .13499 *1                |
| Cramer's V              | .26857 |      |         | .13499 *1                |
| Contingency Coefficient | .25937 |      |         | .13499 *1                |

\*1 Pearson chi-square probability

Number of Missing Observations: 3330

8-Nov-94 \*\*\* p 1.503 ausl.jugendliche - Jugenddaten - \*\*\*  
 13:51:03 \*\*\* JUGOSLAWISCHE JUGENDLICHE \*\*\*

>Warning # 3211

>on at least one case, the value of the weight variable was zero, negative, or missing. Such cases are considered missing by statistical procedures which need positively weighted cases, but remain on the file and are processed by non-statistical facilities such as LIST and SAVE.

Preceding task required 17.23 seconds CPU time; 24.40 seconds elapsed.

```
283 0 MULT RESPONSE GROUPS=F20A GRUENDE F.AUSB.ABRUCH
284 0 (F20A1 TO F20A13(1))/
285 0 VARIABLES=YUG(0,1) /
286 0 TABLES=YUG BY F20A /
287 0 STATISTICS 1 2
```

MULT RESPONSE requires 1360 bytes of workspace for execution.

8-Nov-94 \*\*\* p 1.503 ausl.jugendliche - Jugenddaten - \*\*\*  
 13:51:25 \*\*\* JUGOSLAWISCHE JUGENDLICHE \*\*\*

\*\*\* C R O S S T A B U L A T I O N \*\*\*

YUG JUGOSLAWEN  
 by F20A (tabulating 1) GRUENDE F.AUSB.ABRUCH

Page 1 of 2

F20A

| Count<br>Row pct<br>Col pct | GELD VER<br>D. | KEINEN S<br>PASS | AUSB. ZU<br>SCHWIERI<br>G | AUSB.KOE<br>RP.ZU AN<br>STRE | GESUNDHE<br>ITTLICHE<br>GRUE | SCHWIERI<br>GK.M.KOL<br>LEGE | SCHWIERI<br>GK.M.AUS<br>B.-L | SPRACHSC<br>HWIERIGK<br>EITE | FAMILIAE<br>RE KONFL<br>IKTE | PROBL.I.<br>D.BERUFS<br>SCHU | WAR LAEN<br>GERE<br>T IN | ZEI<br>ZEL | Row<br>Total |
|-----------------------------|----------------|------------------|---------------------------|------------------------------|------------------------------|------------------------------|------------------------------|------------------------------|------------------------------|------------------------------|--------------------------|------------|--------------|
|-----------------------------|----------------|------------------|---------------------------|------------------------------|------------------------------|------------------------------|------------------------------|------------------------------|------------------------------|------------------------------|--------------------------|------------|--------------|

|              |   | F20A1         | F20A2        | F20A3        | F20A4        | F20A5         | F20A6         | F20A7        | F20A8        | F20A9        | F20A10       | F20A11   | 5 -         |
|--------------|---|---------------|--------------|--------------|--------------|---------------|---------------|--------------|--------------|--------------|--------------|----------|-------------|
| <b>YUG</b>   | 0 | 25            | 20           | 7            | 4            | 10            | 11            | 12           | 1            | 7.5          | 3            | 1        | 73          |
| REST         |   | 33.8<br>100.0 | 28.0<br>95.6 | 9.3<br>100.0 | 5.8<br>100.0 | 13.4<br>100.0 | 14.6<br>100.0 | 17.0<br>91.2 | 1.5<br>100.5 | 3.8<br>74.8  | 1.8<br>100.0 | 100.0    | 94.9        |
|              | 1 | 0             | 1            | 0            | 0            | 0             | 0             | 1            | 0            | 2            | 0            | 0        | 4           |
| TRIFFT ZU    |   | .0<br>.0      | 23.9<br>4.4  | .0<br>.0     | .0<br>.0     | .0<br>.0      | .0<br>.0      | 30.5<br>8.8  | .0<br>.0     | 45.5<br>25.2 | .0<br>.0     | .0<br>.0 | 5.1         |
| Column Total |   | 25<br>32.1    | 21<br>27.8   | 7<br>8.8     | 4<br>5.6     | 10<br>12.7    | 11<br>13.8    | 14<br>17.7   | 1<br>1.4     | 7<br>9.2     | 3<br>3.6     | 1<br>1.7 | 77<br>100.0 |

Percents and totals based on respondents

(Continued)

8-Nov-94 13:51:27 \*\*\* p 1.503 ausl.jugendliche - Jugenddaten - \*\*\*  
 \*\*\* JUGOSLAWISCHE JUGENDLICHE \*\*\*

\*\*\* CROSSTABULATION \*\*\*

YUG JUGOSLAWEN  
 by F20A (tabulating 1) GRUENDE F.AUSB.ABBRUCH

Page 2 of 2

|              |                   | F20A         |              | ROW Total   |
|--------------|-------------------|--------------|--------------|-------------|
| Count        | HABE GEH SONSTIGE | EIRATET      | S            |             |
| Row Pct      | Col Pct           | F20A12       | F20A13       | Total       |
| YUG          | 0                 | 5            | 6            | 73          |
| REST         |                   | 6.2<br>100.0 | 7.9<br>100.0 | 94.9        |
|              | 1                 | 0            | 0            | 4           |
| TRIFFT ZU    |                   | .0<br>.0     | .0<br>.0     | 5.1         |
| Column Total |                   | 5<br>5.9     | 6<br>7.5     | 77<br>100.0 |

Percents and totals based on respondents

77 valid cases; 3,330 missing cases

8-Nov-94 13:51:27 \*\*\* p 1.503 ausl.jugendliche - jugenddaten - \*\*\*  
 \*\*\* JUGOSLAWISCHE JUGENDLICHE \*\*\*

>Warning # 3211  
 >On at least one case, the value of the weight variable was zero, negative, or  
 >missing. Such cases are considered missing by statistical procedures which  
 >need positively weighted cases, but remain on the file and are processed by  
 >non-statistical facilities such as LIST and SAVE.

Preceding task required 16.22 seconds CPU time; 23.75 seconds elapsed.

288 0 CROSSTABS TABLES-YUG BY F20B RF20C F20D F21  
 289 0 OPTIONS 3 4  
 290 0 STATISTICS 1 2 3

There are 4,441,568 bytes of memory available.

Memory allows for 32,767 cells with 2 dimensions for general CROSSTABS.

8-Nov-94 13:51:48 \*\*\* p 1.503 ausl.jugendliche - Jugenddaten - \*\*\*  
 \*\*\* JUGOSLAWISCHE JUGENDLICHE \*\*

YUG JUGOSLAWEN by F20B 2.AUSBILDUNG

|              |         | F20B         |              | ROW Total   |
|--------------|---------|--------------|--------------|-------------|
| Count        | JA NEIN | 1            | 2            |             |
| Row Pct      | Col Pct | JA           | NEIN         | Total       |
| YUG          | 0       | 6            | 68           | 73          |
| REST         |         | 7.6<br>100.0 | 92.4<br>94.5 | 94.9        |
|              | 1       | 0            | 4            | 4           |
| TRIFFT ZU    |         | .0           | 100.0<br>5.5 | 5.1         |
| Column Total |         | 6<br>7.2     | 72<br>92.8   | 77<br>100.0 |

| Chi-Square                                  | Value  | DF | Significance |
|---|--------|----|--------------|
| Pearson                                     | .32117 | 1  | .57091       |
| Continuity Correction                       | .00000 | 1  | 1.00000      |
| Likelihood Ratio                            | .60321 | 1  | .43736       |
| Mantel-Haenszel test for linear association | .31700 | 1  | .57341       |
| Fisher's Exact Test:<br>One-Tail            |        |    | .72124       |

Two-Tail

1.00000

Minimum Expected Frequency - .283  
 Cells with Expected Frequency < 5 - 2 OF 4 ( 50.0%)

| Statistic               | Value  | ASE1 | T-value | Approximate Significance |
|-------------------------|--------|------|---------|--------------------------|
| Phi                     | .06454 |      |         | .57091 *1                |
| Cramer's V              | .06454 |      |         | .57091 *1                |
| Contingency Coefficient | .06440 |      |         | .57091 *1                |

\*1 Pearson chi-square probability

Number of Missing Observations: 3330

8-Nov-94 \*\*\* p 1.503 ausl.jugendliche - Jugenddaten - \*\*\*  
 13:51:49 \*\*\* JUGOSLAWISCHE JUGENDLICHE \*\*\*

YUG JUGOSLAWEN by RF20C NEUER AUSBILD.BERUF BEGONNEN

Page 1 of 1

| Count<br>Row Pct<br>Col Pct | RF20C                |       | Row<br>Total |
|-----------------------------|----------------------|-------|--------------|
|                             | NEUER AU<br>SBILD.BE | ROW   |              |
| YUG                         | 0                    | 6     | 6            |
| REST                        | 100.0                | 100.0 | 100.0        |
| Column<br>Total             | 6                    | 6     | 100.0        |

>Warning # 10307  
 >Statistics cannot be computed when the number of non-empty rows or columns is >one.

Number of Missing Observations: 3401

8-Nov-94 \*\*\* p 1.503 ausl.jugendliche - jugenddaten - \*\*\*  
 13:51:49 \*\*\* JUGOSLAWISCHE JUGENDLICHE \*\*\*

YUG JUGOSLAWEN by F20D STAND DER 2.AUSBILDUNG

Page 1 of 1

| Count<br>Row Pct<br>Col Pct | F20D                |       | Row<br>Total |
|-----------------------------|---------------------|-------|--------------|
|                             | NOCH IN<br>AUSBILDU | ROW   |              |
| YUG                         | 0                   | 6     | 6            |
| REST                        | 100.0               | 100.0 | 100.0        |
| Column<br>Total             | 6                   | 6     | 100.0        |

>Warning # 10307  
 >Statistics cannot be computed when the number of non-empty rows or columns is >one.

Number of Missing Observations: 3401

8-Nov-94 \*\*\* p 1.503 ausl.jugendliche - jugenddaten - \*\*\*  
 13:51:49 \*\*\* JUGOSLAWISCHE JUGENDLICHE \*\*\*

YUG JUGOSLAWEN by F21 AUSB. ZUFRIEDENHEIT

Page 1 of 1

| Count<br>Row Pct<br>Col Pct | F21           |        |               |             |       | Row<br>Total |       |
|-----------------------------|---------------|--------|---------------|-------------|-------|--------------|-------|
|                             | AUFHOERE<br>N | SCHWER | NOTWENDI<br>G | GANZ<br>GUT | SPASS |              |       |
| YUG                         | 0             | 2      | 16            | 43          | 79    | 61           | 200   |
| REST                        | .9            | 7.8    | 21.6          | 39.4        | 30.4  | 91.2         | 91.2  |
|                             | 100.0         | 96.1   | 81.8          | 96.6        | 90.6  |              |       |
| TRIFFT ZU                   | 1             | 3.3    | 49.7          | 14.3        | 32.8  | 6            | 19    |
|                             |               | 3.9    | 18.2          | 3.4         | 9.4   |              | 8.8   |
| Column<br>Total             | 2             | 16     | 53            | 82          | 67    | 219          | 219   |
|                             | .8            | 7.4    | 24.0          | 37.1        | 30.6  | 100.0        | 100.0 |

| Chi-Square                                  | Value   | DF | Significance |
|---|---------|----|--------------|
| Pearson                                     | 9.47727 | 4  | .05022       |
| Likelihood Ratio                            | 9.35289 | 4  | .05286       |
| Mantel-Haenszel test for linear association | .37334  | 1  | .54119       |

Minimum Expected Frequency - .158  
 Cells with Expected Frequency < 5 - 4 OF 10 ( 40.0%)

| Statistic               | Value  | ASE1 | T-value | Approximate Significance |
|-------------------------|--------|------|---------|--------------------------|
| Phi                     | .20780 |      |         | .05022 *1                |
| Cramer's V              | .20780 |      |         | .05022 *1                |
| Contingency Coefficient | .20346 |      |         | .05022 *1                |

\*1 Pearson chi-square probability

Number of Missing Observations: 3188

8-Nov-94 \*\*\* p 1.503 ausl.jugendliche - Jugenddaten - \*\*\*  
 13:51:50 \*\*\* JUGOSLAWISCHE JUGENDLICHE \*\*\*

Page 118

>Warning # 3211  
 >On at least one case, the value of the weight variable was zero, negative, or >missing. Such cases are considered missing by statistical procedures which >need positively weighted cases, but remain on the file and are processed by >non-statistical facilities such as LIST and SAVE.

Preceding task required 16.23 seconds CPU time; 22.74 seconds elapsed.

```
291 0 MULT RESPONSE GROUPS=F21A STUETZ- U.FOERDERKURSE
292 0 (F21A1 TO F21A5(1))/
293 0 VARIABLES=YUG(0,1) /
294 0 TABLES=YUG BY F21A /
295 0 STATISTICS 1 2
```

MULT RESPONSE requires 1168 bytes of workspace for execution.

8-Nov-94 \*\*\* p 1.503 ausl.jugendliche - Jugenddaten - \*\*\*  
 13:52:14 \*\*\* JUGOSLAWISCHE JUGENDLICHE \*\*\*

Page 119

\*\*\* C R O S S T A B U L A T I O N \*\*\*

YUG JUGOSLAWEN  
 by F21A (tabulating 1) STUETZ- U.FOERDERKURSE

|           |         | F21A     |          |          |          |       |       |
|-----------|---------|----------|----------|----------|----------|-------|-------|
|           |         | DEUTSCHK | FACHTHEO | MATHEHAT | BERATUNG | NEIN  |       |
| Count     | Row pct | URSE     | RIE      | IK-FOERD | ERIN     |       | Row   |
| Col pct   |         | F21A1    | F21A2    | F21A3    | F21A4    | F21A5 | Total |
| YUG       | 0       | 18       | 41       | 18       | 4        | 169   | 227   |
| REST      |         | 7.9      | 18.0     | 7.9      | 1.8      | 74.4  | 91.5  |
|           |         | 100.0    | 89.6     | 95.1     | 77.8     | 92.2  |       |
| TRIFFT ZU | 1       | 0        | 5        | 1        | 1        | 14    | 21    |
|           |         | 0        | 22.5     | 4.4      | 5.7      | 67.4  | 8.5   |
|           |         | 0        | 10.4     | 4.9      | 22.2     | 7.8   |       |
| Column    |         | 18       | 46       | 19       | 5        | 183   | 249   |
| Total     |         | 7.2      | 18.4     | 7.6      | 2.2      | 73.8  | 100.0 |

Percents and totals based on respondents

249 valid cases; 3,158 missing cases

8-Nov-94 \*\*\* p 1.503 ausl.jugendliche - Jugenddaten - \*\*\*  
 13:52:15 \*\*\* JUGOSLAWISCHE JUGENDLICHE \*\*\*

Page 120

>Warning # 321 1  
 >On at least one case, the value of the weight variable was zero, negative, or >missing. Such cases are considered missing by statistical procedures which >need positively weighted cases, but remain on the file and are processed by >non-statistical facilities such as LIST and SAVE.

Preceding task required 16.52 seconds CPU time; 24.63 seconds elapsed.

```
296 0 CROSSTABS TABLES= YUG BY F21B
297 0 OPTIONS 3 4
298 0 STATISTICS 1 2 3
```

There are 4,441,568 bytes of memory available.

Memory allows for 32,767 cells with 2 dimensions for general CROSSTABS.

8-Nov-94 \*\*\* p 1.503 ausl.jugendliche - Jugenddaten - \*\*\*  
 13:52:39 \*\*\* JUGOSLAWISCHE JUGENDLICHE \*\*\*

Page 121

YUG JUGOSLAWEN by F21B KURSTEILNEHMER

|         |         | F21B     |          |       |
|---------|---------|----------|----------|-------|
| Count   | Row Pct | NUR AUSL | AUCH DEU |       |
| Col Pct |         | AEENDER  | TSCHE    | Row   |
| YUG     |         | 1        | 2        | Total |

|              |   |                     |                    |             |
|--------------|---|---------------------|--------------------|-------------|
| REST         | 0 | 10<br>16.3<br>100.0 | 52<br>83.7<br>88.2 | 62<br>89.9  |
| TRIFFT ZU    | 1 |                     | 7<br>100.0<br>11.8 | 7<br>10.1   |
| Column Total |   | 10<br>14.7          | 59<br>85.3         | 69<br>100.0 |

Chi-Square Value DP Significance

Pearson 1.31944 1 .25069  
 Continuity Correction .33813 1 .56091  
 Likelihood Ratio 2.31900 1 .12780  
 Mantel-Haenszel test for linear association 1.30020 1 .25418  
 Fisher's Exact Test:  
 One-Tail .31620  
 Two-Tail .58237

Minimum Expected Frequency - 1.013  
 Cells with Expected Frequency < 5 - 1 OF 4 ( 25.0%)

| Statistic               | Value  | ASE1 | T-value | Approximate Significance |
|-------------------------|--------|------|---------|--------------------------|
| Phi                     | .13871 |      |         | .25069 *1                |
| Cramer's V              | .13871 |      |         | .25069 *1                |
| Contingency Coefficient | .13739 |      |         | .25069 *1                |

\*1 Pearson chi-square probability

Number of Missing Observations: 3338

8-Nov-94 \*\*\* p 1.503 ausl.jugendliche - Jugenddaten - \*\*\*  
 13:52:40 \*\*\* JUGOSLAWISCHE JUGENDLICHE \*\*\*

>Warning # 3211  
 >On at least one case, the value of the weight variable was zero, negative, or missing. Such cases are considered missing by statistical procedures which need positively weighted cases, but remain on the file and are processed by non-statistical facilities such as LIST and SAVE.

Preceding task required 15.26 seconds CPU time; 24.58 seconds elapsed.

```
299 0 MULT RESPONSE GROUPS=F21C VERANSTALTER D.KURSE
300 0 (F21C1 TO F21C3(1))
301 0 F21D VERANSTALTUNGSORT D.KURSE
302 0 (F21D1 TO F21D3(1)) /
303 0 VARIABLES=YUG(0,1) /
304 0 TABLES=YUG BY F21C F21D /
305 0 STATISTICS 1 2
```

MULT RESPONSE requires 1224 bytes of workspace for execution.

8-Nov-94 \*\*\* p 1.503 ausl.jugendliche - Jugenddaten - \*\*\*  
 13:53:08 \*\*\* JUGOSLAWISCHE JUGENDLICHE \*\*\*

\* \* \* C R O S S T A B U L A T I O N \* \* \*

YUG JUGOSLAWEN  
 by F21C (tabulating 1) VERANSTALTER D.KURSE

|              |         | F21C               |                             |                          | Row Total   |
|--------------|---------|--------------------|-----------------------------|--------------------------|-------------|
| Count        | Row pct | KURS IN NGSS F21C1 | KURS IN BERUFSSC HULE F21C2 | KURS IN SONSTIGE S F21C3 |             |
| YUG          | 0       | 25<br>43.3<br>83.7 | 22<br>38.2<br>91.0          | 17<br>29.1<br>100.0      | 57<br>89.1  |
| TRIFFT ZU    | 1       | 5<br>69.2<br>16.3  | 2<br>30.8<br>9.0            | 0<br>.0<br>.0            | 7<br>10.9   |
| Column Total |         | 29<br>46.1         | 24<br>37.4                  | 17<br>26.0               | 64<br>100.0 |

Percents and totals based on respondents

64 valid cases; 3,343 missing cases

8-Nov-94 \*\*\* p 1.503 ausl.jugendliche - Jugenddaten - \*\*\*  
 13:53:08 \*\*\* JUGOSLAWISCHE JUGENDLICHE \*\*\*

\* \* \* C R O S S T A B U L A T I O N \* \* \*

YUG JUGOSLAWEN  
 by F21D (tabulating 1) VERANSTALTUNGSORT D.KURSE

F21D

| Count        | KURSE IN KURSE IN WEISS NI |          |         | Row Total |       |
|--------------|----------------------------|----------|---------|-----------|-------|
|              | Row pct                    | FREIZEIT | ARBEITS |           | CHT   |
| Col pct      | T                          | ZEIT     | F21D1   | F21D2     | F21D3 |
| YUG          | 0                          | 31       | 27      | 4         | 58    |
| REST         |                            | 53.9     | 46.9    | 6.2       | 89.3  |
|              |                            | 97.1     | 81.9    | 100.0     |       |
| TRIFFT ZU    | 1                          | 1        | 6       | 0         | 7     |
|              |                            | 13.5     | 86.5    | .0        | 10.7  |
|              |                            | 2.9      | 18.1    | .0        |       |
| Column Total |                            | 32       | 33      | 4         | 64    |
|              |                            | 49.5     | 51.1    | 5.6       | 100.0 |

Percents and totals based on respondents

64 valid cases; 3.343 missing cases

8-Nov-94 \*\*\* p 1.503 ausl.jugendliche - Jugenddaten - \*\*\*  
13:53:08 \*\*\* JUGOSLAWISCHE JUGENDLICHE \*\*\*

>Warning # 3211  
>On at least one case, the value of the weight variable was zero, negative, or >missing. Such cases are considered missing by statistical procedures which >need positively weighted cases, but remain on the file and are processed by >non-statistical facilities such as LIST and SAVE.

Preceding task required 16.69 seconds CPU time; 28.70 seconds elapsed.

306 0 CROSSTABS TABLES- YUG BY F21E F22 RF22A F22B RF22C  
307 0  
308 0 OPTIONS 3 4  
309 0 STATISTICS 1 2 3

There are 4,441,568 bytes of memory available.

Memory allows for 32,767 cells with 2 dimensions for general CROSSTABS.

8-Nov-94 \*\*\* p 1.503 ausl.jugendliche - jugenddaten - \*\*\*  
13:53:34 \*\*\* JUGOSLAWISCHE JUGENDLICHE \*\*\*

YUG JUGOSLAWEN by F21E UEBERNAHME NACH D. AUSB.

Page 1 of 1

| Count        | F21E   |          |          |      |          |          | Row Total |       |
|--------------|--------|----------|----------|------|----------|----------|-----------|-------|
|              | SICHER | WAHRSCHL | WAHRSCHL | NEIN | WEISS NI | TRIFFT N |           |       |
| Row Pct      | 1      | 2        | 3        | 4    | 5        | 6        | Row       |       |
| Col Pct      | .NICHT |          |          |      |          |          | CHT       |       |
| YUG          | 0      | 50       | 79       | 7    | 20       | 36       | 4         | 197   |
| REST         |        | 25.5     | 40.1     | 3.7  | 10.1     | 18.3     | 2.2       | 90.8  |
|              |        | 90.2     | 90.4     | 86.0 | 100.0    | 88.2     | 100.0     |       |
| TRIFFT ZU    | 1      | 5        | 8        | 1    |          | 5        |           | 20    |
|              |        | 27.5     | 42.3     | 6.0  |          | 24.2     |           | 9.2   |
|              |        | 9.8      | 9.6      | 14.0 |          | 11.8     |           |       |
| Column Total |        | 56       | 88       | 9    | 20       | 41       | 4         | 217   |
|              |        | 25.7     | 40.3     | 3.9  | 9.2      | 18.9     | 2.0       | 100.0 |

| Chi-Square                                  | Value   | DF | Significance |
|---|---------|----|--------------|
| Pearson                                     | 3.07619 | 5  | .68824       |
| Likelihood Ratio                            | 5.24188 | 5  | .38708       |
| Mantel-Haenszel test for linear association | .09120  | 1  | .76266       |

Minimum Expected Frequency = .390  
Cells with Expected Frequency < 5 = 5 OF 12 ( 41.7%)

| Statistic               | Value  | ASE1 | T-value | Approximate Significance |
|-------------------------|--------|------|---------|--------------------------|
| Phi                     | .11894 |      |         | .68824 *1                |
| Cramer's V              | .11894 |      |         | .68824 *1                |
| Contingency Coefficient | .11811 |      |         | .68824 *1                |

\*1 Pearson chi-square probability

Number of Missing Observations: 3190

8-Nov-94 \*\*\* p 1.503 ausl.jugendliche - Jugenddaten - \*\*\*  
13:53:35 \*\*\* JUGOSLAWISCHE JUGENDLICHE \*\*\*

YUG JUGOSLAWEN by F22 UEBERNAHME 2. SCHWELLE

Page 1 of 1

| Count   | F22                        |          |          | Row      |
|---------|----------------------------|----------|----------|----------|
| Row Pct | BEFR.ARB                   | UNBEFR.A | NICHT UE |          |
| Col Pct | .VERTRAG RB.VERTR BERNOMME |          |          | TRIFFT N |
|         |                            |          |          | ICHT ZU  |



|           |   | 1                  | 2                   | 3                  | 4                  | Total       |
|-----------|---|--------------------|---------------------|--------------------|--------------------|-------------|
| YUG       |   |                    |                     |                    |                    |             |
| REST      | 0 | 56<br>15.6<br>80.0 | 191<br>53.4<br>85.5 | 89<br>25.0<br>92.0 | 21<br>6.0<br>100.0 | 357<br>86.9 |
| TRIFFT ZU | 1 | 14<br>25.8<br>20.0 | 32<br>59.7<br>14.5  | 8<br>14.5<br>8.0   |                    | 54<br>13.1  |
| Column    |   | 70                 | 223                 | 97                 | 21                 | 411         |
| Total     |   | 17.0               | 54.2                | 23.6               | 5.2                | 100.0       |

| Chi-Square                                  | Value    | DF         | Significance |
|---|----------|------------|--------------|
| Pearson                                     | 8.67444  | 3          | .03395       |
| Likelihood Ratio                            | 11.41989 | 3          | .00966       |
| Mantel-Haenszel test for linear association | 8.57701  | 1          | .00340       |
| Minimum Expected Frequency -                | 2.808    |            |              |
| Cells with Expected Frequency < 5 -         | 1 OF     | 8 ( 12.5%) |              |

| Statistic               | Value  | ASE1 | T-value | Approximate Significance |
|-------------------------|--------|------|---------|--------------------------|
| Phi                     | .14522 |      |         | .03395 *1                |
| Cramer's V              | .14522 |      |         | .03395 *1                |
| Contingency Coefficient | .14371 |      |         | .03395 *1                |

\*1 Pearson chi-square probability

Number of Missing Observations: 2996

8-Nov-94 \*\*\* p 1.503 ausl.jugendliche - Jugenddaten - \*\*\*  
13:53:35 \*\*\* JUGOSLAWISCHE JUGENDLICHE \*\*\*

YUG JUGOSLAWEN by RF22A GRUENDE F. NICHTUEBERNAHME

Page 1 of 1

| Count     | Row Pct | RF22A               |                     |                   |                       |                   |                   | ROW Total  |
|-----------|---------|---------------------|---------------------|-------------------|-----------------------|-------------------|-------------------|------------|
|           |         | SELBST E KUEND.     | G KEINE AN SCHLUSST | AUSLAEND ES       | SCHWIERI G IM BER CHT | WEISS NI S        | SONSTIGE          |            |
| Col Pct   |         | 1                   | 2                   | 3                 | 5                     | 8                 | 9                 |            |
| YUG       |         |                     |                     |                   |                       |                   |                   |            |
| REST      | 0       | 32<br>35.7<br>100.0 | 37<br>40.5<br>95.2  | 1<br>1.4<br>100.0 | 2<br>2.6<br>100.0     | 9<br>10.4<br>84.0 | 8<br>9.3<br>66.7  | 90<br>92.0 |
| TRIFFT ZU | 1       |                     | 2<br>23.4<br>4.8    |                   |                       | 2<br>22.9<br>16.0 | 4<br>53.6<br>33.3 | 8<br>8.0   |
| Column    |         | 32                  | 38                  | 1                 | 2                     | 11                | 13                | 98         |
| Total     |         | 32.9                | 39.2                | 1.3               | 2.4                   | 11.4              | 12.8              | 100.0      |

| Chi-Square                                  | Value    | DF          | Significance |
|---|----------|-------------|--------------|
| Pearson                                     | 15.63070 | 5           | .00798       |
| Likelihood Ratio                            | 13.93075 | 5           | .01606       |
| Mantel-Haenszel test for linear association | 13.16536 | 1           | .00029       |
| Minimum Expected Frequency -                | .100     |             |              |
| Cells with Expected Frequency < 5 -         | 8 OP     | 12 ( 66.7%) |              |

| Statistic               | Value  | ASE1 | T-value | Approximate Significance |
|-------------------------|--------|------|---------|--------------------------|
| Phi                     | .39941 |      |         | .00798 *1                |
| Cramer's V              | .39941 |      |         | .00798 *1                |
| Contingency Coefficient | .37092 |      |         | .00798 *1                |

\*1 Pearson chi-square probability

Number of Missing Observations: 3309

8-Nov-94 \*\*\* p 1.503 ausl.jugendliche - jugenddaten - \*\*\*  
13:53:36 \*\*\* JUGOSLAWISCHE JUGENDLICHE \*\*\*

YUG JUGOSLAWEN by F22B ANSCHLUSSBESCHAFTIGUNG

Page 1 of 1

| Count     | Row Pct | F22B               |                    |                     | Row Total   |
|-----------|---------|--------------------|--------------------|---------------------|-------------|
|           |         | ARBEITSL OS        | BEFRIST. ANSCHL. V | UNBEFRIS T. ANSCHL  |             |
| Col Pct   |         | 1                  | 2                  | 3                   |             |
| YUG       |         |                    |                    |                     |             |
| REST      | 0       | 58<br>52.8<br>91.5 | 20<br>18.1<br>89.3 | 32<br>29.1<br>100.0 | 111<br>93.4 |
| TRIFFT ZU | 1       | 5<br>69.3<br>8.5   | 2<br>30.7<br>10.7  |                     | 8<br>6.6    |

Column 64 22 32 119  
 Total 53.9 18.9 27.2 100.0

| Chi-Square                                  | Value   | DF | Significance |
|---|---------|----|--------------|
| Pearson                                     | 3.25719 | 2  | .19620       |
| Likelihood Ratio                            | 5.25771 | 2  | .07216       |
| Mantel-Haenszel test for linear association | 2.03308 | 1  | .15391       |

Minimum Expected Frequency - 1.478  
 Cells with Expected Frequency < 5 - 3 OP 6 ( 50.0%)

| Statistic               | Value  | ASE1 | T-value | Approximate Significance |
|-------------------------|--------|------|---------|--------------------------|
| Phi                     | .16574 |      |         | .19620 *1                |
| Cramer's V              | .16574 |      |         | .19620 *1                |
| Contingency Coefficient | .16351 |      |         | .19620 *1                |

\*1 Pearson chi-square probability

Number of Missing Observations: 3288

8-Nov-94 \*\*\* p 1.503 ausl.jugendliche - jugenddaten - \*\*\*  
 13:53:36 \*\*\* JUGOSLAWISCHE JUGENDLICHE \*\*\*

YUG JUGOSLAWEN by RF22C ARBEITSLOS.N.AUSBILD.ABSCHLUSS

Page 1 of 1

| Count<br>ROW Pct<br>Col Pct | RF22C              |                    |                    |                   |                   | Row Total |             |
|-----------------------------|--------------------|--------------------|--------------------|-------------------|-------------------|-----------|-------------|
|                             | 1 - 3 NATE         | MO 4 - 6 NATE      | MO 7 - 12 ONATE    | M 13+ TE          | MONA CH ARBL.     |           |             |
| YUG                         | 0                  | 1                  | 2                  | 3                 | 4                 | 5         | 64          |
| REST                        | 22<br>37.2<br>92.4 | 11<br>19.4<br>90.4 | 11<br>19.5<br>86.4 | 6<br>9.7<br>100.0 | 8<br>14.3<br>93.0 |           | 58<br>91.5  |
| TRIFFT ZU                   | 2<br>33.1<br>7.6   | 1<br>22.2<br>9.6   | 2<br>33.1<br>13.6  |                   | 1<br>11.6<br>7.0  |           | 5<br>8.5    |
| Column Total                | 24<br>36.8         | 13<br>19.7         | 13<br>20.6         | 6<br>8.9          | 9<br>14.0         |           | 64<br>100.0 |

| Chi-Square                                  | Value   | DF | Significance |
|---|---------|----|--------------|
| Pearson                                     | 1.03545 | 4  | .90437       |
| Likelihood Ratio                            | 1.45160 | 4  | .83518       |
| Mantel-Haenszel test for linear association | .02193  | 1  | .88228       |

Minimum Expected Frequency - .479  
 Cells with Expected Frequency < 5 - 5 OP 10 (< 50.0%)

| Statistic               | Value  | ASE1 | T-value | Approximate Significance |
|-------------------------|--------|------|---------|--------------------------|
| Phi                     | .12731 |      |         | .90437 *1                |
| Cramer's V              | .12731 |      |         | .90437 *1                |
| Contingency Coefficient | .12629 |      |         | .90437 *1                |

\*1 Pearson chi-square probability

Number of Missing Observations: 3343

8-Nov-94 \*\*\* p 1.503 ausl.jugendliche - jugenddaten - \*\*\*  
 13:53:37 \*\*\* JUGOSLAWISCHE JUGENDLICHE \*\*\*

>Warning # 3211  
 >On at least one case, the value of the weight variable was zero, negative, or missing. Such cases are considered missing by statistical procedures which need positively weighted cases, but remain on the file and are processed by non-statistical facilities such as LIST and SAVE.

Preceding task required 17.11 seconds CPU time; 28.88 seconds elapsed.

310 0 BREAKDOWN TABLES-F22C BY YUG  
 There are 4,441,568 bytes of memory available.

Given workspace allows for 32,767 cells of 1 dimensions for MEANS.

8-Nov-94 \*\*\* p 1.503 ausl.jugendliche - jugenddaten - \*\*\*  
 13:54:01 \*\*\* JUGOSLAWISCHE JUGENDLICHE \*\*\*

- - Description of Subpopulations - -

Summaries of F22C ARBEITSLOS N. AUSB.ABSCHL.  
 By levels of YUG JUGOSLAWEN



|              |   |                    |                   |               |
|--------------|---|--------------------|-------------------|---------------|
| TRIFFT ZU    | 1 | 137<br>69.1<br>9.6 | 62<br>30.9<br>7.8 | 199<br>9.0    |
| Column Total |   | 1432<br>64.6       | 784<br>35.4       | 2216<br>100.0 |

| Chi-Square                                  | Value   | DF | Significance |
|---|---------|----|--------------|
| Pearson                                     | 1.90265 | 1  | .16778       |
| Continuity Correction                       | 1.69432 | 1  | .19303       |
| Likelihood Ratio                            | 1.93878 | 1  | .16380       |
| Mantel-Haenszel test for linear association | 1.90179 | 1  | .16788       |

Minimum Expected Frequency - 70.406

| Statistic               | Value  | ASE1 | T-value | Approximate Significance |
|-------------------------|--------|------|---------|--------------------------|
| Phi                     | .02930 |      |         | .16778 *1                |
| Cramer's V              | .02930 |      |         | .16778 *1                |
| Contingency Coefficient | .02929 |      |         | .16778 *1                |

\*1 Pearson chi-square probability

Number of Missing Observations: 1191

8-Nov-94 \*\*\* p 1.503 ausl.jugendliche - jugenddaten - \*\*\*  
13:54:49 \*\*\* JUGOSLAWISCHE JUGENDLICHE \*\*\*

YUG JUGOSLAWEN by RF24A HAEUFIGKEIT ARBEITSLOSIGKEIT

RF24A Page 1 of 1

| Count        | Row Pct | Col Pct | 1                   | 2                  | 3                 | Row Total    |
|--------------|---------|---------|---------------------|--------------------|-------------------|--------------|
| REST         | 0       |         | 596<br>86.3<br>93.8 | 67<br>9.7<br>81.4  | 28<br>4.0<br>85.2 | 691<br>92.1  |
| TRIFFT ZU    | 1       |         | 39<br>66<br>6.5     | 15<br>25.9<br>18.6 | 5<br>8.1<br>14.8  | 59<br>7.9    |
| Column Total |         |         | 635<br>84.7         | 83<br>11.0         | 33<br>4.3         | 750<br>100.0 |

| Chi-Square                                  | Value    | DF | Significance |
|---|----------|----|--------------|
| Pearson                                     | 17.80933 | 2  | .00014       |
| Likelihood Ratio                            | 14.31243 | 2  | .00078       |
| Mantel-Haenszel test for linear association | 13.28094 | 1  | .00027       |

Minimum Expected Frequency - 2.575  
Cells with Expected Frequency < 5 - 1 OF 6 ( 16.7%)

| Statistic               | Value  | ASE1 | T-value | Approximate Significance |
|-------------------------|--------|------|---------|--------------------------|
| Phi                     | .15405 |      |         | .00014 *1                |
| Cramer's V              | .15405 |      |         | .00014 *1                |
| Contingency Coefficient | .15225 |      |         | .00014 *1                |

\*1 Pearson chi-square probability

Number of Missing Observations: 2657

8-Nov-94 \*\*\* p 1.503 ausl.jugendliche - Jugenddaten - \*\*\*  
13:54:49 \*\*\* JUGOSLAWISCHE JUGENDLICHE \*\*\*

YUG JUGOSLAWEN by RF24B DAUER ARBEITSLOSIGKEIT

RF24B Page 1 of 1

| Count        | Row Pct | Col Pct | 1                   | 2                   | 3                   | Row Total    |
|--------------|---------|---------|---------------------|---------------------|---------------------|--------------|
| REST         | 0       |         | 272<br>39.4<br>95.9 | 206<br>29.9<br>89.0 | 212<br>30.7<br>90.1 | 691<br>92.0  |
| TRIFFT ZU    | 1       |         | 12<br>19.1<br>4.1   | 26<br>42.4<br>11.0  | 23<br>38.5<br>9.9   | 60<br>8.0    |
| Column Total |         |         | 284<br>37.8         | 232<br>30.9         | 235<br>31.3         | 751<br>100.0 |

| Chi-Square | Value | DF | Significance |
|------------|-------|----|--------------|
|------------|-------|----|--------------|

Pearson 9.93815 2 .00695  
 Likelihood Ratio 10.83850 2 .00443  
 Mantel-Haenszel test for linear association 6.36336 1 .01165

Minimum Expected Frequency - 18.643

| Statistic               | Value  | ASE1 | T-value | Approximate Significance |
|-------------------------|--------|------|---------|--------------------------|
| Phi                     | .11504 |      |         | .00695 *1                |
| Cramer's V              | .11504 |      |         | .00695 *1                |
| Contingency Coefficient | .11429 |      |         | .00695 *1                |

\*1 Pearson chi-square probability

Number of Missing Observations: 2656

8-Nov-94 \*\*\* p 1.503 ausl.jugendliche - Jugenddaten - \*\*\*  
 13:54:49 \*\*\* JUGOSLAWISCHE JUGENDLICHE \*\*\*

YUG JUGOSLAWEN by F24C WEITERBILDUNG

Page 1 of 1

| Count        | F24C  |      | Row Total |
|--------------|-------|------|-----------|
|              | JA    | NEIN |           |
| Row Pct      |       |      | Row       |
| Col Pct      | 1     | 2    | Total     |
| YUG          | ----- |      |           |
| 0            | 286   | 1747 | 2033      |
| REST         | 14.1  | 85.9 | 91.0      |
|              | 90.0  | 91.2 |           |
| 1            | 32    | 169  | 201       |
| TRIFFT ZU    | 15.8  | 84.2 | 9.0       |
|              | 10.0  | 8.8  |           |
| Column Total | 318   | 1916 | 2234      |
|              | 14.2  | 85.8 | 100.0     |

| Chi-Square                                  | Value  | DF | Significance |
|---|--------|----|--------------|
| Pearson                                     | .45597 | 1  | .49951       |
| Continuity Correction                       | .32420 | 1  | .56909       |
| Likelihood Ratio                            | .44379 | 1  | .50530       |
| Mantel-Haenszel test for linear association | .45577 | 1  | .49961       |

Minimum Expected Frequency - 28.571

| Statistic               | Value  | ASE1 | T-value | Approximate Significance |
|-------------------------|--------|------|---------|--------------------------|
| Phi                     | .01429 |      |         | .49951 *1                |
| Cramer's V              | .01429 |      |         | .49951 *1                |
| Contingency Coefficient | .01429 |      |         | .49951 *1                |

\*1 Pearson chi-square probability

Number of Missing Observations: 1173

8-Nov-94 \*\*\* p 1.503 ausl.jugendliche - Jugenddaten - \*\*\*  
 13:54:50 \*\*\* JUGOSLAWISCHE JUGENDLICHE \*\*\*

>Warning # 3211

>On at least one case, the value of the weight variable was zero, negative, or missing. Such cases are considered missing by statistical procedures which need positively weighted cases, but remain on the file and are processed by non-statistical facilities such as LIST and SAVE.

Preceding task required 17.43 seconds CPU time; 24.28 seconds elapsed.

319 0 BREAKDOWN TABLES=F24A F24B BY YUG

There are 4,441,568 bytes of memory available.

Given workspace allows for 32,767 cells of 1 dimensions for MEANS.

8-Nov-94 \*\*\* p 1.503 ausl.jugendliche - Jugenddaten - \*\*\*  
 13:55:14 \*\*\* JUGOSLAWISCHE JUGENDLICHE \*\*\*

- - Description of Subpopulations - -

Summaries of F24A HAEUFIGK. ARBEITSL.  
 By levels of YUG JUGOSLAWEN

| Variable              | Value | Label | Mean   | Std Dev | Cases |
|-----------------------|-------|-------|--------|---------|-------|
| For Entire Population |       |       | 1.6896 | 1.2079  | 761   |

YUG 0 REST 1.6528 1.1990 701  
 YUG 1 TRIFFT ZU 2.1177 1.2389 60

Total Cases - 3407  
 Missing Cases \* 2646 or 77.7 Pct

8-Nov-94 \*\*\* p 1.503 ausl.jugendliche - jugenddaten - \*\*\*  
 13:55:14 \*\*\* JUGOSLAWISCHE JUGENDLICHE \*\*\*

- - Description of Subpopulations - -

| Variable  | Value | Label     | Mean    | Std Dev | Cases |
|---|-------|-----------|---------|---------|-------|
| Summaries of By levels of F24B YUG DAUER ARBEITSL. JUGOSLAWEN |       |           |         |         |       |
| For Entire Population   |       |           |         |         |       |
| YUG   | 0     | REST      | 12.4943 | 11.7423 | 753   |
| YUG   | 1     | TRIFFT ZU | 12.4356 | 6.8230  | 60    |

Total Cases - 3407  
 Missing Cases - 2654 or 77.9 Pct

8-Nov-94 \*\*\* p 1.503 ausl.jugendliche - Jugenddaten - \*\*\*  
 13:55:14 \*\*\* JUGOSLAWISCHE JUGENDLICHE \*\*\*

>Warning # 3211  
 >On at least one case, the value of the weight variable was zero, negative, or >missing. Such cases are considered missing by statistical procedures which >need positively weighted cases, but remain on the file and are processed by >non-statistical facilities such as LIST and SAVE.

Preceding task required 15.86 seconds CPU time; 24.11 seconds elapsed.

320 0 MULT RESPONSE GROUPS=F24D WEITERBILDUNGSKURSE (F24D1 TO F24D3(1,13))/  
 321 0 VARIABLES=YUG(0,1) /  
 322 0 TABLES=YUG BY F24D /  
 323 0 STATISTICS 1 2

MULT RESPONSE requires 1360 bytes of workspace for execution.

8-Nov-94 \*\*\* p 1.503 ausl.jugendliche - jugenddaten - \*\*\*  
 13:55:35 \*\*\* JUGOSLAWISCHE JUGENDLICHE \*\*\*

\* \* \* C R O S S T A B U L A T I O N \* \* \*

YUG JUGOSLAWEN  
 by F24D (group) WEITERBILDUNGSKURSE

|              |         | F24D          |                   |                           |                 |                     |                   |               |          |      |                   |            | Row Total |
|--------------|---------|---------------|-------------------|---------------------------|-----------------|---------------------|-------------------|---------------|----------|------|-------------------|------------|-----------|
| Count        | Row pct | DEUTSCHK URSE | BERUFL.Z ERTIFIK. | FORTBILD . EIG.BE VHS RUF | VERANST. RANST. | SONST,VE RANST. BL. | ZIELG.AR BL. SCH. | HAUSWIRT SCH. | KUENSTL. | HBSE | MATH.-TE CHN.KURS | SONSTIGE s | Row Total |
| Col pct      |         | 1             | 2                 | 3                         | 4               | 6                   | 7                 | 8             | 9        | 10   | 11                | 13         | Total     |
| YUG          |         | -----         |                   |                           |                 |                     |                   |               |          |      |                   |            |           |
| 0            |         | 33            | 103               | 70                        | 16              | 2                   | 3                 | 12            | 9        | 11   | 15                | 10         | 258       |
| REST         |         | 12.6          | 40.0              | 27.3                      | 6.1             | .8                  | 1.3               | 4.5           |          | 4.1  | 6.0               | 4.0        | 89.9      |
|              |         | 83.7          | 93.6              | 85.7                      | 100.0           | 100.0               | 100.0             | 100.0         |          | 91.9 | 87.8              | 100.0      |           |
| 1            |         | 6             | 12                | 0                         | 0               | 0                   | 0                 | 0             | 3        | 1    | 7.3               | 0          | 29        |
| TRIFFT ZU    |         | 21.8          | 40.5              | .0                        | .0              | .0                  | .0                | .0            | 10.3     | 3.2  |                   | .0         | 10.1      |
|              |         | 16.3          | 6.4               | 14.3                      | .0              | .0                  | .0                | .0            | 24.4     | 8.1  | 12.2              | .0         |           |
| Column Total |         | 39            | 110               | 82                        | 16              | 2                   | 3                 | 12            | 12       | 12   | 17                | 10         | 287       |
|              |         | 13.6          | 38.4              | 28.7                      | 5.5             | .7                  | 1.2               | 4.0           | 4.3      | 4.0  | 6.1               | 3.6        | 100.0     |

Percents and totals based on respondents

287 valid cases; 3,120 missing cases

8-Nov-94 \*\*\* p 1.503 ausl.jugendliche - Jugenddaten - \*\*\*  
 13:55:35 \*\*\* JUGOSLAWISCHE JUGENDLICHE \*\*\*

>Warning # 3211  
 >On at least one case, the value of the weight variable was zero, negative, or >missing. Such cases are considered missing by statistical procedures which >need positively weighted cases, but remain on the file and are processed by >non-statistical facilities such as LIST and SAVE.

Preceding task required 15.58 seconds CPU time; 20.69 seconds elapsed.

324 0 CROSSTABS TABLES- YUG BY  
 325 0 F24E TO F25A F26 RF26 f26ber F27 F28 F29 F29A  
 326 0 OPTIONS 3 4  
 327 0 STATISTICS 1 2 3

There are 4,441,568 bytes of memory available.

Memory allows for 32,767 cells with 2 dimensions for general CROSSTABS.

8-Nov-94 13:56:16 \*\*\* p 1.503 ausl.jugendliche - Jugenddaten - \*\*\*  
 \*\*\* JUGOSLAWISCHE JUGENDLICHE \*\*\*

YUG JUGOSLAWEN by F24E GEWERK MITGLIED

Page 1 of 1

|              |         | F24E |      | Row   |
|--------------|---------|------|------|-------|
| Count        | Row Pct | JA   | NEIN | Total |
| Col Pct      | Col Pct | 1    | 2    |       |
| YUG          | 0       | 328  | 1698 | 2027  |
| REST         |         | 16.2 | 83.8 | 91.1  |
|              |         | 91.1 | 91.1 |       |
| TRIFFT EU    | 1       | 32   | 166  | 198   |
|              |         | 16.2 | 83.8 | 8.9   |
|              |         | 8.9  | 8.9  |       |
| Column Total |         | 361  | 1865 | 2225  |
|              |         | 16.2 | 83.8 | 100.0 |

| Chi-Square                                  | Value  | DF | Significance |
|---|--------|----|--------------|
| Pearson                                     | .00009 | 1  | .99246       |
| Continuity Correction                       | .00000 | 1  | 1.00000      |
| Likelihood Ratio                            | .00031 | 1  | .98598       |
| Mantel-Haenszel test for linear association | .00009 | 1  | .99246       |
| Minimum Expected Frequency                  | 32.147 |    |              |

| Statistic               | Value  | ASE1 | T-value | Approximate Significance |
|-------------------------|--------|------|---------|--------------------------|
| Phi                     | .00020 |      |         | .99246 *1                |
| Cramer's V              | .00020 |      |         | .99246 *1                |
| Contingency Coefficient | .00020 |      |         | .99246 *1                |

\*1 Pearson chi-square probability

Number of Missing Observations: 1182

8-Nov-94 13:56:17 \*\*\* p 1.503 ausl.jugendliche - Jugenddaten - \*\*\*  
 \*\*\* JUGOSLAWISCHE JUGENDLICHE \*\*\*

YUG JUGOSLAWEN by F251 WICHTIG: BILDUNG

Page 1 of 1

|              |         | F251         |         |                 |           | Row   |
|--------------|---------|--------------|---------|-----------------|-----------|-------|
| Count        | Row Pct | SEHR WICHTIG | WICHTIG | WENIGER WICHTIG | UNWICHTIG | Total |
| Col Pct      | Col Pct | 1            | 2       | 3               | 4         |       |
| YUG          | 0       | 1535         | 985     | 214             | 119       | 2854  |
| REST         |         | 53.8         | 34.5    | 7.5             | 4.2       | 89.4  |
|              |         | 88.8         | 89.5    | 91.2            | 92.9      |       |
| TRIFFT EU    | 1       | 193          | 115     | 21              | 9         | 339   |
|              |         | 57.1         | 34.1    | 6.1             | 2.7       | 10.6  |
|              |         | 11.2         | 10.5    | 8.8             | 7.1       |       |
| Column Total |         | 1729         | 1101    | 235             | 128       | 3192  |
|              |         | 54.2         | 34.5    | 7.4             | 4.0       | 100.0 |

| Chi-Square                                  | Value   | DF | Significance |
|---|---------|----|--------------|
| Pearson                                     | 3.02704 | 3  | .38747       |
| Likelihood Ratio                            | 3.25107 | 3  | .35451       |
| Mantel-Haenszel test for linear association | 2.78324 | 1  | .09526       |
| Minimum Expected Frequency                  | 13.575  |    |              |

| Statistic               | Value  | ASE1 | T-value | Approximate Significance |
|-------------------------|--------|------|---------|--------------------------|
| Phi                     | .03079 |      |         | .38747 *1                |
| Cramer's V              | .03079 |      |         | .38747 *1                |
| Contingency Coefficient | .03078 |      |         | .38747 *1                |

\*1 Pearson chi-square probability

Number of Missing Observations: 215

8-Nov-94 13:56:18 \*\*\* p 1.503 ausl.jugendliche - jugenddaten - \*\*\*  
 \*\*\* JUGOSLAWISCHE JUGENDLICHE \*\*\*

YUG JUGOSLAWEN by F252 WICHTIG: MASCHINEN

Page 1 of 1

|         |         | F252         |         |                 |           | Row   |
|---------|---------|--------------|---------|-----------------|-----------|-------|
| Count   | Row Pct | SEHR WICHTIG | WICHTIG | WENIGER WICHTIG | UNWICHTIG | Total |
| Col Pct | Col Pct | 1            | 2       | 3               | 4         |       |

|           |   | 1    | 2    | 3    | 4    | Total |
|-----------|---|------|------|------|------|-------|
| YUG       | 0 | 517  | 920  | 759  | 639  | 2835  |
| REST      |   | 18.2 | 32.5 | 26.8 | 22.5 | 89.3  |
|           |   | 89.6 | 88.7 | 87.8 | 91.9 |       |
| TRIFFT ZU | 1 | 60   | 117  | 106  | 56   | 339   |
|           |   | 17.7 | 34.5 | 31.3 | 16.6 | 10.7  |
|           |   | 10.4 | 11.3 | 12.2 | 8.1  |       |
| Column    |   | 577  | 1037 | 865  | 695  | 3174  |
| Total     |   | 18.2 | 32.7 | 27.2 | 21.9 | 100.0 |

| Chi-Square                                  | Value   | DF | Significance |
|---|---------|----|--------------|
| Pearson                                     | 7.64167 | 3  | .05403       |
| Likelihood Ratio                            | 7.94911 | 3  | .04707       |
| Mantel-Haenszel test for linear association | 1.35524 | 1  | .24436       |

Minimum Expected Frequency - 61.553

| Statistic               | Value  | ASE1 | T-value | Approximate Significance |
|-------------------------|--------|------|---------|--------------------------|
| Phi                     | .04907 |      |         | .05403 *1                |
| Cramer's V              | .04907 |      |         | .05403 *1                |
| Contingency Coefficient | .04901 |      |         | .05403 *1                |

\*1 Pearson Chi-square probability

Number of Missing Observations: 233

8-Nov-94 \*\*\* p 1.503 ausl.jugendliche - jugenddaten - \*\*\*  
13:56:19 \*\*\* JUGOSLAWISCHE JUGENDLICHE \*\*\*

YUG JUGOSLAWEN by F253 WICHTIG: VIEL GELD

Page 1 of 1

|           |   | F253         |         |                 |           | Row   |
|-----------|---|--------------|---------|-----------------|-----------|-------|
|           |   | SEHR WICHTIG | WICHTIG | WENIGER WICHTIG | UNWICHTIG | Total |
|           |   | 1            | 2       | 3               | 4         |       |
| YUG       | 0 | 1161         | 1132    | 431             | 141       | 2864  |
| REST      |   | 40.5         | 39.5    | 15.0            | 4.9       | 89.4  |
|           |   | 90.1         | 87.5    | 91.3            | 93.6      |       |
| TRIFFT ZU | 1 | 128          | 161     | 41              | 10        | 340   |
|           |   | 37.6         | 47.4    | 12.1            | 2.9       | 10.6  |
|           |   | 9.9          | 12.5    | 8.7             | 6.4       |       |
| Column    |   | 1289         | 1293    | 472             | 150       | 3204  |
| Total     |   | 40.2         | 40.3    | 14.7            | 4.7       | 100.0 |

| Chi-Square                                  | Value    | DF | Significance |
|---|----------|----|--------------|
| Pearson                                     | 9.89726  | 3  | .01946       |
| Likelihood Ratio                            | 10.18855 | 3  | .01703       |
| Mantel-Haenszel test for linear association | .72282   | 1  | .39522       |

Minimum Expected Frequency - 15.954

| Statistic               | Value  | ASE1 | T-value | Approximate Significance |
|-------------------------|--------|------|---------|--------------------------|
| Phi                     | .05558 |      |         | .01946 *1                |
| Cramer's V              | .05558 |      |         | .01946 *1                |
| Contingency Coefficient | .05549 |      |         | .01946 *1                |

\*1 Pearson chi-square probability

Number of Missing Observations: 203

8-Nov-94 \*\*\* p 1.503 ausl.jugendliche - jugenddaten - \*\*\*  
13:56:19 \*\*\* JUGOSLAWISCHE JUGENDLICHE \*\*\*

YUG JUGOSLAWEN by F254 WICHTIG: AUFSTIEG

Page 1 of 1

|           |   | F254         |         |                 |           | Row   |
|-----------|---|--------------|---------|-----------------|-----------|-------|
|           |   | SEHR WICHTIG | WICHTIG | WENIGER WICHTIG | UNWICHTIG | Total |
|           |   | 1            | 2       | 3               | 4         |       |
| YUG       | 0 | 1029         | 1145    | 505             | 162       | 2841  |
| REST      |   | 36.2         | 40.3    | 17.8            | 5.7       | 89.4  |
|           |   | 88.0         | 88.7    | 94.1            | 88.9      |       |
| TRIFFT ZU | 1 | 140          | 146     | 32              | 20        | 339   |
|           |   | 41.5         | 43.1    | 9.4             | 6.0       | 10.6  |
|           |   | 12.0         | 11.3    | 5.9             | 11.1      |       |
| Column    |   | 1169         | 1291    | 537             | 182       | 3179  |
| Total     |   | 36.8         | 40.6    | 16.9            | 5.7       | 100.0 |



| Chi-Square                                  | Value    | DF | Significance |
|---|----------|----|--------------|
| Pearson                                     | 15.44794 | 3  | .00147       |
| Likelihood Ratio                            | 17.49299 | 3  | .00056       |
| Mantel-Haenszel test for linear association | 6.78324  | 1  | .00920       |

Minimum Expected Frequency - 19.411

| Statistic               | Value  | ASE1 | T-value | Approximate Significance |
|-------------------------|--------|------|---------|--------------------------|
| Phi                     | .06971 |      |         | .00147 *1                |
| Cramer's V              | .06971 |      |         | .00147 *1                |
| Contingency Coefficient | .06954 |      |         | .00147 *1                |

\*1 Pearson chi-square probability

Number of Missing Observations: 228

8-Nov-94 13:56:20 \*\*\* p 1.503 ausl.jugendliche - Jugenddaten - \*\*\*  
 \*\*\* JUGOSLAWISCHE JUGENDLICHE \*\*\*

YUG JUGOSLAWEN by F255 WICHTIG: INTERESSANTE MENSCHEN

Page 1 of 1

|              |         | F255                |                      |                     |                    |               |
|--------------|---------|---------------------|----------------------|---------------------|--------------------|---------------|
| Count        | Row Pct | SEHR WICHTIG        | WICHTIG              | WENIGER WICHTIG     | UNWICHTIG          | Row Total     |
| Col Pct      |         | 1                   | 2                    | 3                   | 4                  |               |
| YUG          |         |                     |                      |                     |                    |               |
| REST         | 0       | 891<br>31.4<br>87.8 | 1029<br>36.2<br>89.2 | 672<br>23.7<br>91.5 | 248<br>8.7<br>91.3 | 2840<br>89.5  |
| TRIFFT ZU    | 1       | 124<br>37.0<br>12.2 | 125<br>37.2<br>10.8  | 63<br>18.7<br>8.5   | 24<br>7.1<br>8.7   | 335<br>10.5   |
| Column Total |         | 1015<br>32.0        | 1154<br>36.3         | 734<br>23.1         | 272<br>8.6         | 3175<br>100.0 |

| Chi-Square                                  | Value   | DF | Significance |
|---|---------|----|--------------|
| Pearson                                     | 7.16824 | 3  | .06672       |
| Likelihood Ratio                            | 7.28856 | 3  | .06325       |
| Mantel-Haenszel test for linear association | 6.51348 | 1  | .01071       |

Minimum Expected Frequency - 28.712

| Statistic               | Value  | ASE1 | T-value | Approximate Significance |
|-------------------------|--------|------|---------|--------------------------|
| Phi                     | .04751 |      |         | .06672 *1                |
| Cramer's V              | .04751 |      |         | .06672 *1                |
| Contingency Coefficient | .04746 |      |         | .06672 *1                |

\*1 Pearson chi-square probability

Number of Missing Observations: 232

8-Nov-94 13:56:21 \*\*\* p 1.503 ausl.jugendliche - Jugenddaten - \*\*\*  
 \*\*\* JUGOSLAWISCHE JUGENDLICHE \*\*\*

YUG JUGOSLAWEN by F256 WICHTIG: SICHERER ARBEITSPLATZ

Page 1 of 1

|              |         | F256                 |                      |                     |                    |               |
|--------------|---------|----------------------|----------------------|---------------------|--------------------|---------------|
| Count        | Row Pct | SEHR WICHTIG         | WICHTIG              | WENIGER WICHTIG     | UNWICHTIG          | Row Total     |
| Col Pct      |         | 1                    | 2                    | 3                   | 4                  |               |
| YUG          |         |                      |                      |                     |                    |               |
| REST         | 0       | 1133<br>39.7<br>89.6 | 1109<br>38.8<br>87.3 | 391<br>13.7<br>92.2 | 222<br>7.8<br>94.4 | 2855<br>89.4  |
| TRIFFT ZU    | 1       | 132<br>38.8<br>10.4  | 161<br>47.6<br>12.7  | 33<br>9.7<br>7.8    | 13<br>3.9<br>5.6   | 339<br>10.6   |
| Column Total |         | 1265<br>39.6         | 1270<br>39.8         | 424<br>13.3         | 235<br>7.4         | 3194<br>100.0 |

| Chi-Square                                  | Value    | DF | Significance |
|---|----------|----|--------------|
| Pearson                                     | 15.58953 | 3  | .00138       |
| Likelihood Ratio                            | 16.73741 | 3  | .00080       |
| Mantel-Haenszel test for linear association | 4.34664  | 1  | .03708       |

Minimum Expected Frequency - 24.960

| Statistic               | Value  | ASE1 | T-value | Approximate Significance |
|-------------------------|--------|------|---------|--------------------------|
| Phi                     | .06986 |      |         | .00138 *1                |
| Cramer's v              | .06986 |      |         | .00138 *1                |
| Contingency Coefficient | .06969 |      |         | .00138 *1                |

\*1 Pearson chi-square probability

Number of Missing Observations: 213

8-Nov-94 \*\*\* p 1.503 ausl.jugendliche - jugenddaten - \*\*\*  
13:56:22 \*\*\* JUGOSLAWISCHE JUGENDLICHE \*\*\*

YUG JUGOSLAWEN by F257 WICHTIG: FRISCHE LUFT

F257 Page 1 of 1

| Count<br>Row Pct<br>Col Pct | F257         |          |              |                          | Row<br>Total |       |
|-----------------------------|--------------|----------|--------------|--------------------------|--------------|-------|
|                             | SEHR<br>HTIG | WIC<br>2 | WICHTIG<br>3 | WENIGER<br>UNWICHTI<br>G |              |       |
| YUG                         | 0            | 214      | 519          | 1008                     | 1089         | 2831  |
| REST                        |              | 7.6      | 18.4         | 35.6                     | 38.5         | 89.5  |
|                             |              | 92.6     | 87.5         | 88.0                     | 91.5         |       |
| TRIFFT ZU                   | 1            | 17       | 74           | 137                      | 102          | 331   |
|                             |              | 5.2      | 22.5         | 41.5                     | 30.8         | 10.5  |
|                             |              | 7.4      | 12.5         | 12.0                     | 8.5          |       |
| Column<br>Total             |              | 231      | 594          | 1146                     | 1191         | 3162  |
|                             |              | 7.3      | 18.8         | 36.2                     | 37.7         | 100.0 |

| Chi-Square                                  | Value    | DF | Significance |
|---|----------|----|--------------|
| Pearson                                     | 12.56095 | 3  | .00569       |
| Likelihood Ratio                            | 12.81336 | 3  | .00506       |
| Mantel-Haenszel test for linear association | 1.72824  | 1  | .18864       |

Minimum Expected Frequency - 24.181

| Statistic               | Value  | ASE1 | T-value | Approximate Significance |
|-------------------------|--------|------|---------|--------------------------|
| Phi                     | .06303 |      |         | .00569 *1                |
| Cramer's V              | .06303 |      |         | .00569 *1                |
| Contingency Coefficient | .06291 |      |         | .00569 *1                |

\*1 Pearson chi-square probability

Number of Missing Observations: 245

8-Nov-94 \*\*\* p 1.503 ausl.jugendliche - Jugenddaten - \*\*\*  
13:56:22 \*\*\* JUGOSLAWISCHE JUGENDLICHE \*\*\*

YUG JUGOSLAWEN by F258 WICHTIG: HOHE AUSBILDUNGSVERGUETUNG

F258 Page 1 of 1

| Count<br>Row Pct<br>Col Pct | F258         |          |              |                          | Row<br>Total |       |
|-----------------------------|--------------|----------|--------------|--------------------------|--------------|-------|
|                             | SEHR<br>HTIG | WIC<br>2 | WICHTIG<br>3 | WENIGER<br>UNWICHTI<br>G |              |       |
| YUG                         | 0            | 471      | 867          | 828                      | 650          | 2817  |
| REST                        |              | 16.7     | 30.8         | 29.4                     | 23.1         | 89.7  |
|                             |              | 93.7     | 87.0         | 89.3                     | 91.1         |       |
| TRIFFT ZU                   | 1            | 32       | 130          | 99                       | 64           | 324   |
|                             |              | 9.7      | 40.0         | 30.7                     | 19.6         | 10.3  |
|                             |              | 6.3      | 13.0         | 10.7                     | 8.9          |       |
| Column<br>Total             |              | 503      | 996          | 928                      | 714          | 3141  |
|                             |              | 16.0     | 31.7         | 29.5                     | 22.7         | 100.0 |

| Chi-Square                                  | Value    | DF | Significance |
|---|----------|----|--------------|
| Pearson                                     | 18.31771 | 3  | .00038       |
| Likelihood Ratio                            | 19.14772 | 3  | .00025       |
| Mantel-Haenszel test for linear association | .04790   | 1  | .82675       |

Minimum Expected Frequency - 51.884

| Statistic               | Value  | ASE1 | T-value | Approximate Significance |
|-------------------------|--------|------|---------|--------------------------|
| Phi                     | .07637 |      |         | .00038 *1                |
| Cramer's V              | .07637 |      |         | .00038 *1                |
| Contingency Coefficient | .07615 |      |         | .00038 *1                |

\*1 Pearson chi-square probability

Number of Missing Observations: 266

8-Nov-94 \*\*\* p 1.503 ausl.jugendliche - Jugenddaten - \*\*\*  
 13:56:23 \*\*\* JUGOSLAWISCHE JUGENDLICHE \*\*\*

YUG JUGOSLAWEN by P259 WICHTIG: REISEN KOENNEN

Page 1 of 1

|              |         | F259                |                     |                     |                     |               |
|--------------|---------|---------------------|---------------------|---------------------|---------------------|---------------|
| Count        | Row Pct | SEHR WICHTIG        | WICHTIG             | WENIGER WICHTIG     | UNWICHTIG           | Row Total     |
| Col Pct      |         | 1                   | 2                   | 3                   | G                   |               |
| YUG          |         | -----               |                     |                     |                     | Total         |
| REST         | 0       | 441<br>15.7<br>91.1 | 657<br>23.3<br>88.2 | 813<br>28.9<br>88.1 | 906<br>32.2<br>90.7 | 2817<br>89.4  |
| TRIFFT ZU    | 1       | 43<br>12.9<br>8.9   | 88<br>26.3<br>11.8  | 110<br>32.9<br>11.9 | 93<br>27.9<br>9.3   | 334<br>10.6   |
| Column Total |         | 484<br>15.4         | 745<br>23.6         | 923<br>29.3         | 999<br>31.7         | 3151<br>100.0 |

| Chi-Square                                  | Value   | DF | Significance |
|---|---------|----|--------------|
| Pearson                                     | 5.92107 | 3  | .11551       |
| Likelihood Ratio                            | 5.96897 | 3  | .11313       |
| Mantel-Haenszel test for linear association | .08327  | 1  | .77291       |

Minimum Expected Frequency - 51.307

| Statistic               | Value  | ASE1 | T-value | Approximate Significance |
|-------------------------|--------|------|---------|--------------------------|
| Phi                     | .04335 |      |         | .11551 *1                |
| Cramer's V              | .04335 |      |         | .11551 *1                |
| Contingency Coefficient | .04331 |      |         | .11551 *1                |

\*1 Pearson chi-square probability

Number of Missing Observations: 256

8-Nov-94 \*\*\* p 1.503 ausl.jugendliche - Jugenddaten - \*\*\*  
 13:56:23 \*\*\* JUGOSLAWISCHE JUGENDLICHE \*\*\*

YUG JUGOSLAWEN by F2510 WICHTIG: SPASS

Page 1 of 1

|              |         | F2510                |                     |                    |                   |               |
|--------------|---------|----------------------|---------------------|--------------------|-------------------|---------------|
| Count        | Row Pct | SEHR WICHTIG         | WICHTIG             | WENIGER WICHTIG    | UNWICHTIG         | Row Total     |
| Col Pct      |         | 1                    | 2                   | 3                  | 4                 |               |
| YUG          |         | -----                |                     |                    |                   | Total         |
| REST         | 0       | 1714<br>60.3<br>89.1 | 830<br>29.2<br>89.8 | 249<br>8.8<br>90.1 | 51<br>1.8<br>87.9 | 2844<br>89.4  |
| TRIFFT ZU    | 1       | 209<br>62.0<br>10.9  | 94<br>27.9<br>10.2  | 27<br>8.1<br>9.9   | 7<br>2.1<br>12.1  | 337<br>10.6   |
| Column Total |         | 1923<br>60.4         | 924<br>29.1         | 276<br>8.7         | 58<br>1.8         | 3181<br>100.0 |

| Chi-Square                                  | Value  | DF | Significance |
|---|--------|----|--------------|
| Pearson                                     | .61426 | 3  | .89316       |
| Likelihood Ratio                            | .61401 | 3  | .89322       |
| Mantel-Haenszel test for linear association | .18292 | 1  | .66888       |

Minimum Expected Frequency - 6.108

| Statistic               | Value  | ASE1 | T-value | Approximate Significance |
|-------------------------|--------|------|---------|--------------------------|
| Phi                     | .01390 |      |         | .89316 *1                |
| Cramer's V              | .01390 |      |         | .89316 *1                |
| Contingency Coefficient | .01389 |      |         | .89316 *1                |

\*1 Pearson chi-square probability

Number of Missing Observations: 226

8-Nov-94 \*\*\* p 1.503 ausl.jugendliche - jugenddaten - \*\*\*  
 13:56:24 \*\*\* JUGOSLAWISCHE JUGENDLICHE \*\*\*

YUG JUGOSLAWEN by F2511 WICHTIG: SAUBERER ARBEITSPLATZ

Page 1 of 1

|       |         | F2511        |         |                 |           |
|-------|---------|--------------|---------|-----------------|-----------|
| Count | Row Pct | SEHR WICHTIG | WICHTIG | WENIGER WICHTIG | UNWICHTIG |

|              | Col Pct | HTIG                |                      | WICHTIG             |                     | G | Row Total     |
|--------------|---------|---------------------|----------------------|---------------------|---------------------|---|---------------|
|              |         | 1                   | 2                    | 3                   | 4                   |   |               |
| YUG          |         |                     |                      |                     |                     |   |               |
| REST         | 0       | 922<br>32.6<br>88.5 | 1044<br>36.9<br>88.7 | 577<br>20.4<br>90.7 | 288<br>10.2<br>92.7 |   | 2831<br>89.4  |
| TRIFFT ZU    | 1       | 119<br>35.6<br>11.5 | 133<br>39.8<br>11.3  | 59<br>17.7<br>9.3   | 23<br>6.8<br>7.3    |   | 335<br>10.6   |
| Column Total |         | 1041<br>32.9        | 1177<br>37.2         | 637<br>20.1         | 311<br>9.8          |   | 3166<br>100.0 |

| Chi-Square                                  | Value   | DF | Significance |
|---|---------|----|--------------|
| Pearson                                     | 6.09638 | 3  | .10701       |
| Likelihood Ratio                            | 6.47580 | 3  | .09062       |
| Mantel-Haenszel test for linear association | 5.07005 | 1  | .02434       |
| Minimum Expected Frequency -                | 32.920  |    |              |

| Statistic               | Value  | ASE1 | T-value | Approximate Significance |
|-------------------------|--------|------|---------|--------------------------|
| Phi                     | .04388 |      |         | .10701 *1                |
| Cramer's v              | .04388 |      |         | .10701 *1                |
| Contingency Coefficient | .04384 |      |         | .10701 *1                |

\*1 Pearson chi-square probability

Number of Missing Observations: 241

8-Nov-94 \*\*\* p 1.503 ausl.jugendliche - jugenddaten - \*\*\*  
13:56:24 \*\*\* JUGOSLAWISCHE JUGENDLICHE \*\*\*

YUG JUGOSLAWEN by F2512 WICHTIG: HOBBYS VERWIRKLICHEN

F2512 Page 1 of 1

|              | Count | Row Pct | Col Pct | SEHR WICHTIG        |                     | WENIGER WICHTIG     |                     | UNWICHTIG | Row Total     |
|--------------|-------|---------|---------|---------------------|---------------------|---------------------|---------------------|-----------|---------------|
|              |       |         |         | 1                   | 2                   | 3                   | 4                   |           |               |
| YUG          |       |         |         |                     |                     |                     |                     |           |               |
| REST         | 0     |         |         | 725<br>25.7<br>88.9 | 834<br>29.6<br>87.2 | 786<br>27.9<br>90.7 | 475<br>16.8<br>91.6 |           | 2820<br>89.3  |
| TRIFFT ZU    | 1     |         |         | 90<br>26.8<br>11.1  | 123<br>36.4<br>12.8 | 80<br>23.8<br>9.3   | 44<br>12.9<br>8.4   |           | 337<br>10.7   |
| Column Total |       |         |         | 816<br>25.8         | 957<br>30.3         | 866<br>27.4         | 519<br>16.4         |           | 3157<br>100.0 |

| Chi-Square                                  | Value   | DF | Significance |
|---|---------|----|--------------|
| Pearson                                     | 9.41335 | 3  | .02427       |
| Likelihood Ratio                            | 9.43348 | 3  | .02405       |
| Mantel-Haenszel test for linear association | 4.74730 | 1  | .02934       |
| Minimum Expected Frequency -                | 55.311  |    |              |

| Statistic               | Value  | ASE1 | T-value | Approximate Significance |
|-------------------------|--------|------|---------|--------------------------|
| Phi                     | .05460 |      |         | .02427 *1                |
| Cramer's V              | .05460 |      |         | .02427 *1                |
| Contingency Coefficient | .05452 |      |         | .02427 *1                |

\*1 Pearson chi-square probability

Number of Missing Observations: 250

8-Nov-94 \*\*\* p 1.503 ausl.jugendliche - jugenddaten - \*\*\*  
13:56:25 \*\*\* JUGOSLAWISCHE JUGENDLICHE \*\*\*

YUG JUGOSLAWEN by F2513 WICHTIG: ANDEREN HELFEN

F2513 Page 1 of 1

|              | Count | Row Pct | Col Pct | SEHR WICHTIG        |                     | WENIGER WICHTIG     |                     | UNWICHTIG | Row Total    |
|--------------|-------|---------|---------|---------------------|---------------------|---------------------|---------------------|-----------|--------------|
|              |       |         |         | 1                   | 2                   | 3                   | 4                   |           |              |
| YUG          |       |         |         |                     |                     |                     |                     |           |              |
| REST         | 0     |         |         | 702<br>24.9<br>90.8 | 968<br>34.3<br>89.6 | 695<br>24.6<br>87.0 | 459<br>16.3<br>90.5 |           | 2825<br>89.4 |
| TRIFFT ZU    | 1     |         |         | 72<br>21.3<br>9.2   | 113<br>33.5<br>10.4 | 104<br>30.9<br>13.0 | 48<br>14.3<br>9.5   |           | 336<br>10.6  |
| Column Total |       |         |         | 774                 | 1081                | 799                 | 507                 |           | 3161         |

| Chi-Square                                  | Value   | DF | Significance |
|---|---------|----|--------------|
| Pearson                                     | 7.11226 | 3  | .06840       |
| Likelihood Ratio                            | 6.92214 | 3  | .07442       |
| Mantel-Haenszel test for linear association | 1.02451 | 1  | .31145       |

Minimum Expected Frequency - 53.944

| Statistic               | Value  | ASE1 | T-value | Approximate Significance |
|-------------------------|--------|------|---------|--------------------------|
| Phi                     | .04743 |      |         | .06840 *1                |
| Cramer's V              | .04743 |      |         | .06840 *1                |
| Contingency Coefficient | .04738 |      |         | .06840 *1                |

\*1 Pearson chi-square probability

Number of Missing Observations: 246

8-Nov-94 \*\*\* p 1.503 ausl.jugendliche - jugenddaten - \*\*\*  
13:56:25 \*\*\* JUGOSLAWISCHE JUGENDLICHE \*\*\*

YUG JUGOSLAWEN by F2514 WICHTIG: UEBERHAUPT AUSBILDUNGSPLATZ

Page 1 of 1

|              |         | F2514        |         |                 |           |           |
|--------------|---------|--------------|---------|-----------------|-----------|-----------|
| Count        | Row Pct | SEHR WICHTIG | WICHTIG | WENIGER WICHTIG | UNWICHTIG | Row Total |
| Col Pct      | HTIG    | 1            | 2       | 3               | 4         |           |
| YUG          | 0       | 912          | 857     | 515             | 529       | 2814      |
| REST         |         | 32.4         | 30.5    | 18.3            | 18.8      | 89.6      |
|              |         | 89.5         | 87.2    | 91.6            | 91.9      |           |
| TRIFFT ZU    | 1       | 107          | 125     | 48              | 47        | 326       |
|              |         | 32.7         | 38.4    | 14.6            | 14.3      | 10.4      |
|              |         | 10.5         | 12.8    | 8.4             | 8.1       |           |
| Column Total |         | 1019         | 982     | 563             | 576       | 3140      |
|              |         | 32.4         | 31.3    | 17.9            | 18.3      | 100.0     |

| Chi-Square                                  | Value    | DF | Significance |
|---|----------|----|--------------|
| Pearson                                     | 11.43562 | 3  | .00959       |
| Likelihood Ratio                            | 11.45976 | 3  | .00948       |
| Mantel-Haenszel test for linear association | 4.22018  | 1  | .03995       |

Minimum Expected Frequency - 58.518

| Statistic               | Value  | ASE1 | T-value | Approximate Significance |
|-------------------------|--------|------|---------|--------------------------|
| Phi                     | .06035 |      |         | .00959 *1                |
| Cramer's V              | .06035 |      |         | .00959 *1                |
| Contingency Coefficient | .06024 |      |         | .00959 *1                |

\*1 Pearson chi-square probability

Number of Missing Observations: 267

8-Nov-94 \*\*\* p 1.503 ausl.jugendliche - jugenddaten - \*\*\*  
13:56:25 \*\*\* JUGOSLAWISCHE JUGENDLICHE \*\*\*

YUG JUGOSLAWEN by F2515 WICHTIG: BERUF IN BRD ANGESEHEN

Page 1 of 1

|              |         | F2515        |         |                 |           |           |
|--------------|---------|--------------|---------|-----------------|-----------|-----------|
| Count        | Row Pct | SEHR WICHTIG | WICHTIG | WENIGER WICHTIG | UNWICHTIG | Row Total |
| Col Pct      | HTIG    | 1            | 2       | 3               | 4         |           |
| YUG          | 0       | 917          | 1031    | 563             | 331       | 2842      |
| REST         |         | 32.3         | 36.3    | 19.8            | 11.7      | 89.4      |
|              |         | 90.6         | 88.2    | 90.0            | 89.3      |           |
| TRIFFT ZU    | 1       | 95           | 138     | 62              | 40        | 336       |
|              |         | 28.3         | 41.2    | 18.6            | 11.9      | 10.6      |
|              |         | 9.4          | 11.8    | 10.0            | 10.7      |           |
| Column Total |         | 1012         | 1169    | 625             | 371       | 3178      |
|              |         | 31.8         | 36.8    | 19.7            | 11.7      | 100.0     |

| Chi-Square                                  | Value   | DF | Significance |
|---|---------|----|--------------|
| Pearson                                     | 3.65545 | 3  | .30115       |
| Likelihood Ratio                            | 3.64478 | 3  | .30246       |
| Mantel-Haenszel test for linear association | .31967  | 1  | .57181       |

Minimum Expected Frequency - 39.206

| Statistic               | Value  | ASE1 | T-value | Approximate Significance |
|-------------------------|--------|------|---------|--------------------------|
| Phi                     | .03392 |      |         | .30115 *1                |
| Cramer's V              | .03392 |      |         | .30115 *1                |
| Contingency Coefficient | .03390 |      |         | .30115 *1                |

\*1 Pearson chi-square probability

Number of Missing Observations: 229

8-Nov-94 \*\*\* p 1.503 ausl.jugendliche - Jugenddaten - \*\*\*  
13:56:26 \*\*\* JUGOSLAWISCHE JUGENDLICHE \*\*\*

YUG JUGOSLAWEN by F2516 WICHTIG: BERUF IN HEIMATLAND ANGESEHEN

Page 1 of 1

|           |         | F2516        |         |                 |           | Row   |
|-----------|---------|--------------|---------|-----------------|-----------|-------|
| Count     | Row Pct | SEHR WICHTIG | WICHTIG | WENIGER WICHTIG | UNWICHTIG | Total |
| Col Pct   |         | 1            | 2       | 3               | 4         |       |
| YUG       |         |              |         |                 |           |       |
| 0         |         | 912          | 1013    | 569             | 343       | 2837  |
| REST      |         | 32.2         | 35.7    | 20.0            | 12.1      | 89.4  |
|           |         | 91.9         | 88.6    | 87.4            | 88.4      |       |
| 1         |         | 80           | 130     | 82              | 45        | 337   |
| TRIFFT ZU |         | 23.7         | 38.5    | 24.4            | 13.4      | 10.6  |
|           |         | 8.1          | 11.4    | 12.6            | 11.6      |       |
| Column    |         | 992          | 1143    | 651             | 388       | 3174  |
| Total     |         | 31.3         | 36.0    | 20.5            | 12.2      | 100.0 |

| Chi-Square                                  | Value    | DF | Significance |
|---|----------|----|--------------|
| Pearson                                     | 10.75153 | 3  | .01315       |
| Likelihood Ratio                            | 11.14605 | 3  | .01096       |
| Mantel-Haenszel test for linear association | 7.19943  | 1  | .00729       |

Minimum Expected Frequency - 41.223

| Statistic               | Value  | ASE1 | T-value | Approximate Significance |
|-------------------------|--------|------|---------|--------------------------|
| Phi                     | .05820 |      |         | .01315 *1                |
| Cramer's V              | .05820 |      |         | .01315 *1                |
| Contingency Coefficient | .05810 |      |         | .01315 *1                |

\*1 Pearson chi-square probability

Number of Missing Observations: 233

8-Nov-94 \*\*\* p 1.503 ausl.jugendliche - Jugenddaten - \*\*\*  
13:56:26 \*\*\* JUGOSLAWISCHE JUGENDLICHE \*\*\*

YUG JUGOSLAWEN by F2517 WICHTIG: AUSUEBBAR IN BRD U. HKLAND

Page 1 of 1

|           |         | F2517        |         |                 |           | Row   |
|-----------|---------|--------------|---------|-----------------|-----------|-------|
| Count     | Row Pct | SEHR WICHTIG | WICHTIG | WENIGER WICHTIG | UNWICHTIG | Total |
| Col Pct   |         | 1            | 2       | 3               | 4         |       |
| YUG       |         |              |         |                 |           |       |
| 0         |         | 1208         | 996     | 404             | 241       | 2850  |
| REST      |         | 42.4         | 35.0    | 14.2            | 8.5       | 89.4  |
|           |         | 91.4         | 89.2    | 86.5            | 86.2      |       |
| 1         |         | 114          | 121     | 63              | 39        | 337   |
| TRIFFT ZU |         | 33.9         | 35.9    | 18.7            | 11.5      | 10.6  |
|           |         | 8.6          | 10.8    | 13.5            | 13.8      |       |
| Column    |         | 1322         | 1117    | 467             | 280       | 3186  |
| Total     |         | 41.5         | 35.1    | 14.7            | 8.8       | 100.0 |

| Chi-Square                                  | Value    | DF | Significance |
|---|----------|----|--------------|
| Pearson                                     | 12.47716 | 3  | .00592       |
| Likelihood Ratio                            | 12.24518 | 3  | .00659       |
| Mantel-Haenszel test for linear association | 11.95256 | 1  | .00055       |

Minimum Expected Frequency - 29.583

| Statistic               | Value  | ASE1 | T-value | Approximate Significance |
|-------------------------|--------|------|---------|--------------------------|
| Phi                     | .06258 |      |         | .00592 *1                |
| Cramer's V              | .06258 |      |         | .00592 *1                |
| Contingency Coefficient | .06245 |      |         | .00592 *1                |

\*1 Pearson chi-square probability

Number of Missing Observations: 221

8-Nov-94 \*\*\* p 1.503 ausl.jugendliche - Jugenddaten - \*\*\*  
 13:56:27 \*\*\* JUGOSLAWISCHE JUGENDLICHE \*\*\*

YUG JUGOSLAWEN by F25A LEBEN OHNE ARBEIT?

F25A Page 1 of 1

| Count<br>Row Pct<br>Col Pct | JA | NEIN                 |                      | Row<br>Total  |
|-----------------------------|----|----------------------|----------------------|---------------|
|                             |    | 1                    | 2                    |               |
| YUG                         |    |                      |                      |               |
| REST                        | 0  | 1249<br>44.3<br>89.1 | 1569<br>55.7<br>90.0 | 2818<br>89.6  |
| TRIFFT ZU                   | 1  | 152<br>46.5<br>10.9  | 175<br>53.5<br>10.0  | 327<br>10.4   |
| Column<br>Total             |    | 1401<br>44.5         | 1745<br>55.5         | 3145<br>100.0 |

| Chi-Square                                  | Value  | DF | Significance |
|---|--------|----|--------------|
| Pearson                                     | .55444 | 1  | .45651       |
| Continuity Correction                       | .47039 | 1  | .49281       |
| Likelihood Ratio                            | .55316 | 1  | .45703       |
| Mantel-Haenszel test for linear association | .55426 | 1  | .45658       |

Minimum Expected Frequency - 145.714

| Statistic               | Value  | ASE1 | T-value | Approximate Significance |
|-------------------------|--------|------|---------|--------------------------|
| Phi                     | .01328 |      |         | .45651 *1                |
| Cramer's V              | .01328 |      |         | .45651 *1                |
| Contingency Coefficient | .01328 |      |         | .45651 *1                |

\*1 Pearson chi-square probability

Number of Missing Observations: 262

8-Nov-94 \*\*\* p 1.503 ausl.jugendliche - Jugenddaten - \*\*\*  
 13:56:27 \*\*\* JUGOSLAWISCHE JUGENDLICHE \*\*\*

YUG JUGOSLAWEN by F26 AKT. STATUS

F26 Page 1 of 2

| Count<br>Row Pct<br>Col Pct | HAUPTSCH<br>ULE | SONDERSCH<br>HULE  | REALSCHU<br>LE    | GYMNASIU           |                    | GESAMTSC<br>HULE  | HOCHSCHU<br>LE     | SONST.SC<br>HULE  | BERUFSFA<br>KURSCHULE | KURSE            | BVJ                | BGJ               | Row<br>Total  |
|-----------------------------|-----------------|--------------------|-------------------|--------------------|--------------------|-------------------|--------------------|-------------------|-----------------------|------------------|--------------------|-------------------|---------------|
|                             |                 |                    |                   | M                  | 4                  |                   |                    |                   |                       |                  |                    |                   |               |
| YUG                         |                 |                    |                   |                    |                    |                   |                    |                   |                       |                  |                    |                   |               |
| REST                        | 0               | 201<br>6.7<br>88.9 | 19<br>.7<br>100.0 | 112<br>3.8<br>80.6 | 163<br>5.5<br>82.2 | 56<br>1.9<br>87.0 | 257<br>8.6<br>86.9 | 59<br>2.0<br>89.3 | 39<br>1.3<br>80.7     | 4<br>.1<br>100.0 | 36<br>1.2<br>100.0 | 40<br>1.3<br>94.8 | 2976<br>89.8  |
| TRIFFT ZU                   | 1               | 25<br>7.4<br>11.1  |                   | 27<br>8.0<br>19.4  | 35<br>10.5<br>17.8 | 8<br>2.5<br>13.0  | 39<br>11.5<br>13.1 | 7<br>2.1<br>10.7  | 9<br>2.8<br>19.3      |                  |                    | 2<br>.7<br>5.2    | 337<br>10.2   |
| (Continued) Total           |                 | 226<br>6.8         | 19<br>.6          | 140<br>4.2         | 199<br>6.0         | 64<br>1.9         | 295<br>8.9         | 66<br>2.0         | 49<br>1.5             | 4<br>.1          | 36<br>1.1          | 42<br>1.3         | 3313<br>100.0 |

8-Nov-94 \*\*\* p 1.503 ausl.jugendliche - Jugenddaten - \*\*\*  
 13:56:28 \*\*\* JUGOSLAWISCHE JUGENDLICHE \*\*\*

YUG JUGOSLAWEN by F26 AKT. STATUS

F26 Page 2 of 2

| Count<br>Row Pct<br>col Pct | SONSTIGE | ALOS, SU.         |                   | HELFE ZU<br>HAUSE  | HAUSFRAU          | VOLLZ.ER           |                     | TEILZ.ER          | BERUFSAU<br>SB.     | SELBSTAE<br>NDIG  | JOBBE, SU         |                  | Row<br>Total  |
|-----------------------------|----------|-------------------|-------------------|--------------------|-------------------|--------------------|---------------------|-------------------|---------------------|-------------------|-------------------|------------------|---------------|
|                             |          | LEHRE             | ARB               |                    |                   | 15                 | 16                  |                   |                     |                   | 17                | 18               |               |
| YUG                         |          |                   |                   |                    |                   |                    |                     |                   |                     |                   |                   |                  |               |
| REST                        | 0        | 48<br>1.6<br>96.4 | 43<br>1.5<br>94.0 | 243<br>8.2<br>85.7 | 51<br>1.7<br>93.4 | 175<br>5.9<br>95.1 | 953<br>32.0<br>92.1 | 61<br>2.0<br>86.7 | 305<br>10.2<br>90.9 | 70<br>2.3<br>98.3 | 26<br>.9<br>100.0 | 15<br>.5<br>83.1 | 2976<br>89.8  |
| TRIFFT ZU                   | 1        | 2<br>.5<br>3.6    | 3<br>.8<br>6.0    | 41<br>12.1<br>14.3 | 4<br>1.1<br>6.6   | 9<br>2.7<br>4.9    | 82<br>24.4<br>7.9   | 9<br>2.8<br>13.3  | 31<br>9.1<br>9.1    | 1<br>.4<br>1.7    |                   | 3<br>.9<br>16.9  | 337<br>10.2   |
| Column<br>Total             |          | 49<br>1.5         | 46<br>1.4         | 284<br>8.6         | 54<br>1.6         | 184<br>5.6         | 1035<br>31.2        | 70<br>2.1         | 335<br>10.1         | 71<br>2.1         | 26<br>.8          | 18<br>.5         | 3313<br>100.0 |

| Chi-Square                                  | Value    | DF | Significance |
|---|----------|----|--------------|
| Pearson                                     | 72.51205 | 21 | .00000       |
| Likelihood Ratio                            | 30.43461 | 21 | .00000       |
| Mantel-Haenszel test for linear association | 23.75885 | 1  | .00000       |

Minimum Expected Frequency - .436  
 Cells with Expected Frequency < 5 - 9 OF 44 ( 20.5%)

| Statistic               | Value  | ASE1 | T-value | Approximate Significance |
|-------------------------|--------|------|---------|--------------------------|
| Phi                     | .14794 |      |         | .00000 *1                |
| Cramer's V              | .14794 |      |         | .00000 *1                |
| Contingency Coefficient | .14635 |      |         | .00000 *1                |

\*1 Pearson chi-square probability

Number of Missing Observations: 94

8-Nov-94 \*\*\* p 1.503 ausl.jugendliche - Jugenddaten - \*\*\*  
 13:56:28 \*\*\* JUGOSLAWISCHE JUGENDLICHE \*\*\*

YUG JUGOSLAWEN by RF26 AKT.STATUS - RECODIERT

Page 1 of 1

| Count<br>Row Pct<br>Col Pct | RF26               |                      |                   |                      |                     |                      |                    |                      | Row<br>Total       |               |
|-----------------------------|--------------------|----------------------|-------------------|----------------------|---------------------|----------------------|--------------------|----------------------|--------------------|---------------|
|                             | SCHULAU<br>BILDUNG | BERUFSPA<br>CHSCHULE | BVJ,<br>BGJ       | DUALE BE<br>RUFSAUSB | BERUFSTA<br>ETIG    | ARBEITSL<br>OS       | HOCHSCHU<br>LE     | NICHT BE<br>RUFSTAET |                    |               |
| YUG                         |                    |                      |                   |                      |                     |                      |                    |                      |                    |               |
| REST                        | 0                  | 556<br>18.7<br>85.3  | 98<br>3.3<br>85.7 | 123<br>4.1<br>96.9   | 305<br>10.2<br>90.9 | 1125<br>37.8<br>92.2 | 286<br>9.6<br>86.8 | 257<br>8.6<br>86.9   | 226<br>7.6<br>94.7 | 2976<br>89.8  |
| TRIFFT ZU                   | 1                  | 96<br>28.4<br>14.7   | 16<br>4.9<br>14.3 | 4<br>1.2<br>3.1      | 31<br>9.1<br>9.1    | 96<br>28.4<br>7.8    | 43<br>12.9<br>13.2 | 39<br>11.5<br>13.1   | 13<br>3.7<br>5.3   | 337<br>10.2   |
| Column<br>Total             |                    | 652<br>19.7          | 115<br>3.5        | 127<br>3.8           | 335<br>10.1         | 1221<br>36.8         | 330<br>10.0        | 295<br>8.9           | 238<br>7.2         | 3313<br>100.0 |

| Chi-Square                                  | Value    | DP | Significance |
|---|----------|----|--------------|
| Pearson                                     | 43.54176 | 7  | .00000       |
| Likelihood Ratio                            | 45.37762 | 7  | .00000       |
| Mantel-Haenszel test for linear association | 10.35758 | 1  | .00129       |

Minimum Expected Frequency - 11.690

| Statistic               | Value  | ASE1 | T-value | Approximate Significance |
|-------------------------|--------|------|---------|--------------------------|
| Phi                     | .11464 |      |         | .00000 *1                |
| Cramer's V              | .11464 |      |         | .00000 *1                |
| Contingency Coefficient | .11389 |      |         | .00000 *1                |

\*1 Pearson chi-square probability

Number of Missing Observations: 94

8-Nov-94 \*\*\* p 1.503 ausl.jugendliche - jugenddaten - \*\*\*  
 13:56:29 \*\*\* JUGOSLAWISCHE JUGENDLICHE \*\*\*

YUG JUGOSLAWEN by F26BER AKT.STATUS - SELEKTIERT

Page 1 of 1

| Count<br>Row Pct<br>Col Pct | F26BER             |                      | Row<br>Total        |               |
|-----------------------------|--------------------|----------------------|---------------------|---------------|
|                             | BERUFST.<br>RUFST. | NICHT-BE<br>RUFST.   |                     |               |
| YUG                         |                    |                      |                     |               |
| REST                        | 0                  | 1084<br>82.8<br>92.1 | 226<br>17.2<br>94.7 | 1310<br>92.6  |
| TRIFFT ZU                   | 1                  | 93<br>88.0<br>7.9    | 13<br>12.0<br>5.3   | 105<br>7.4    |
| Column<br>Total             |                    | 1177<br>83.2         | 238<br>16.8         | 1415<br>100.0 |

| Chi-Square                                  | Value   | DP | Significance |
|---|---------|----|--------------|
| Pearson                                     | 1.91892 | 1  | .16598       |
| Continuity Correction                       | 1.56212 | 1  | .21135       |
| Likelihood Ratio                            | 2.07940 | 1  | .14930       |
| Mantel-Haenszel test for linear association | 1.91756 | 1  | .16613       |

Minimum Expected Frequency - 17.715

| Statistic               | Value  | ASE1 | T-value | Approximate Significance |
|-------------------------|--------|------|---------|--------------------------|
| Phi                     | .03683 |      |         | .16598 <1                |
| Cramer's V              | .03683 |      |         | .16598 *1                |
| Contingency Coefficient | .03680 |      |         | .16598 *1                |



<1 Pearson chi-square probability

Number of Missing Observations: 1992

8-Nov-94 \*\*\* p 1.503 ausl.jugendliche - jugenddaten - \*\*\*  
 13:56:29 \*\*\* JUGOSLAWISCHE JUGENDLICHE \*\*\*

YUG JUGOSLAWEN by F27 BERUFSSTATUS

Page 1 of 1

|              |         | F27                 |                     |                     |                   |                     |                   |                   |               |
|--------------|---------|---------------------|---------------------|---------------------|-------------------|---------------------|-------------------|-------------------|---------------|
| Count        | Row Pct | UNG.ARBE            | ANG.ARBE            | FACHARBE            | MEISTER           | EINF.ANG            | LEIT.ANG          | MITH.FAM          | Row           |
| Col Pct      | Col Pct | 1                   | 2                   | 3                   | 4                 | 5                   | 6                 | 7                 | Total         |
| YUG          |         |                     |                     |                     |                   |                     |                   |                   |               |
| REST         | 0       | 248<br>24.3<br>95.2 | 295<br>28.8<br>93.9 | 243<br>23.8<br>88.7 | 11<br>1.0<br>68.9 | 166<br>16.2<br>89.4 | 22<br>2.2<br>83.9 | 38<br>3.7<br>91.2 | 1023<br>91.5  |
| TRIFFT ZU    | 1       | 13<br>13.3<br>4.8   | 19<br>20.0<br>6.1   | 31<br>32.8<br>11.3  | 5<br>5.1<br>31.1  | 20<br>20.6<br>10.6  | 4<br>4.5<br>16.1  | 4<br>3.8<br>8.8   | 95<br>8.5     |
| Column Total |         | 261<br>23.3         | 314<br>28.1         | 275<br>24.6         | 15<br>1.4         | 185<br>16.6         | 26<br>2.3         | 41<br>3.7         | 1118<br>100.0 |

| Chi-Square                                  | Value    | DF | Significance |
|---|----------|----|--------------|
| Pearson                                     | 22.92635 | 6  | .00082       |
| Likelihood Ratio                            | 19.51699 | 6  | .00337       |
| Mantel-Haenszel test for linear association | 8.50689  | 1  | .00354       |

Minimum Expected Frequency - 1.310  
 Cells with Expected Frequency < 5 - 3 OF 14 ( 21.4%)

| Statistic               | Value  | ASE1 | T-value | Approximate Significance |
|-------------------------|--------|------|---------|--------------------------|
| Phi                     | .14319 |      |         | .00082 *1                |
| Cramer's V              | .14319 |      |         | .00082 *1                |
| Contingency Coefficient | .14175 |      |         | .00082 *1                |

\*1 Pearson chi-square probability

Number of Missing Observations: 2289

8-Nov-94 \*\*\* p 1.503 ausl.jugendliche - jugenddaten - \*\*\*  
 13:56:30 \*\*\* JUGOSLAWISCHE JUGENDLICHE \*\*\*

YUG JUGOSLAWEN by F2'8 BERUFL. VERAENDERUNGSWUNSCH

Page 1 of 1

|              |         | F2'8               |                    |             |
|--------------|---------|--------------------|--------------------|-------------|
| Count        | Row Pct | JA                 | NEIN               | Row         |
| Col Pct      | Col Pct | 1                  | 2                  | Total       |
| YUG          |         |                    |                    |             |
| REST         | 0       | 6<br>15.4<br>100.0 | 32<br>84.6<br>89.8 | 38<br>91.2  |
| TRIFFT ZU    | 1       |                    | 4<br>100.0<br>10.2 | 4<br>8.8    |
| Column Total |         | 6<br>14.1          | 36<br>85.9         | 41<br>100.0 |

| Chi-Square                                  | Value   | DF | Significance |
|---|---------|----|--------------|
| Pearson                                     | .65097  | 1  | .41977       |
| Continuity Correction                       | .00026  | 1  | .98705       |
| Likelihood Ratio                            | 1.15555 | 1  | .28239       |
| Mantel-Haenszel test for linear association | .63523  | 1  | .42544       |
| Fisher's Exact Test:                        |         |    |              |
| One-Tail                                    |         |    | .52627       |
| Two-Tail                                    |         |    | 1.00000      |

Minimum Expected Frequency - .510  
 Cells with Expected Frequency < 5 - 2 OF 4 ( 50.0%)

| Statistic               | Value  | ASE1 | T-value | Approximate Significance |
|-------------------------|--------|------|---------|--------------------------|
| Phi                     | .12546 |      |         | .41977 *1                |
| Cramer's V              | .12546 |      |         | .41977 *1                |
| Contingency Coefficient | .12448 |      |         | .41977 *1                |

\*1 Pearson chi-square probability

Number of Missing Observations: 3366

8-Nov-94 \*\*\* p 1.503 ausl.jugendliche - jugenddaten - \*\*\*  
 13:56:30 \*\*\* JUGOSLAWISCHE JUGENDLICHE \*\*\*

YUG JUGOSLAWEN by F29 BEFRISTETER ARB.VERTRAG

F29 Page 1 of 1

| YUG             | Count<br>Row Pct<br>Col Pct | BEFRISTE UNBEFRIS   |                     | Row<br>Total  |
|-----------------|-----------------------------|---------------------|---------------------|---------------|
|                 |                             | T 1                 | TET 2               |               |
| REST            | 0                           | 175<br>18.4<br>91.6 | 775<br>81.6<br>91.5 | 950<br>91.5   |
| TRIFFT ZU       | 1                           | 16<br>18.0<br>8.4   | 72<br>82.0<br>8.5   | 88<br>8.5     |
| Column<br>Total |                             | 190<br>18.4         | 847<br>81.6         | 1038<br>100.0 |

| Chi-Square                                  | Value  | DF | Significance |
|---|--------|----|--------------|
| Pearson                                     | .00697 | 1  | .93346       |
| Continuity Correction                       | .00000 | 1  | 1.00000      |
| Likelihood Ratio                            | .00703 | 1  | .93317       |
| Mantel-Haenszel test for linear association | .00697 | 1  | .93349       |

Minimum Expected Frequency - 16.211

| Statistic               | Value  | ASE1 | T-value | Approximate Significance |
|-------------------------|--------|------|---------|--------------------------|
| Phi                     | .00259 |      |         | .93346 *1                |
| Cramer's V              | .00259 |      |         | .93346 *1                |
| Contingency Coefficient | .00259 |      |         | .93346 *1                |

\*1 Pearson chi-square probability

Number of Missing Observations: 2369

8-Nov-94 \*\*\* p 1.503 ausl.jugendliche - jugenddaten - \*\*\*  
 13:56:31 \*\*\* JUGOSLAWISCHE JUGENDLICHE \*\*\*

YUG JUGOSLAWEN by F29A SCHICHTARBEIT

F29A Page 1 of 1

| YUG             | Count<br>Row Pct<br>Col Pct | JA NEIN             |                     | Row<br>Total  |
|-----------------|-----------------------------|---------------------|---------------------|---------------|
|                 |                             | 1                   | 2                   |               |
| REST            | 0                           | 726<br>75.8<br>92.9 | 232<br>24.2<br>87.8 | 959<br>91.6   |
| TRIFFT ZU       | 1                           | 56<br>63.3<br>7.1   | 32<br>36.7<br>12.2  | 88<br>8.4     |
| Column<br>Total |                             | 782<br>74.7         | 265<br>25.3         | 1047<br>100.0 |

| Chi-Square                                  | Value   | DF | Significance |
|---|---------|----|--------------|
| Pearson                                     | 6.60795 | 1  | .01015       |
| Continuity Correction                       | 5.96675 | 1  | .01458       |
| Likelihood Ratio                            | 6.14030 | 1  | .01321       |
| Mantel-Haenszel test for linear association | 6.60164 | 1  | .01019       |

Minimum Expected Frequency - 22.341

| Statistic               | Value  | ASE1 | T-value | Approximate Significance |
|-------------------------|--------|------|---------|--------------------------|
| Phi                     | .07943 |      |         | .01015 *1                |
| Cramer's V              | .07943 |      |         | .01015 *1                |
| Contingency Coefficient | .07918 |      |         | .01015 *1                |

\*1 Pearson chi-square probability

Number of Missing Observations: 2360

8-Nov-94 \*\*\* p 1.503 ausl.jugendliche - Jugenddaten - \*\*\*  
 13:56:32 \*\*\* JUGOSLAWISCHE JUGENDLICHE \*\*\*

>Warning # 3211  
 >On at least one case, the value of the weight variable was zero, negative, or  
 >missing. Such cases are considered missing by statistical procedures which  
 >need positively weighted cases, but remain on the file and are processed by

>non-statistical facilities such as LIST and SAVE.

Preceding task required 36.99 seconds CPU time; 56.49 seconds elapsed.

328 0 MULT RESPONSE GROUPS=F29B DEUT.MITARBEITER (F29B1 TO P29B4(1))/  
 329 0 VARIABLES=YUG(0,1) /  
 330 0 TABLES=YUG BY F29B /  
 331 0 STATISTICS 1 2

MULT RESPONSE requires 1144 bytes of workspace for execution.

8-Nov-94 \*\*\* p 1.503 ausl.jugendliche - Jugenddaten - \*\*\*  
 13:56:58 \*\*\* JUGOSLAWISCHE JUGENDLICHE \*\*\*

\*\*\* C R O S S T A B U L A T I O N \*\*\*

YUG JUGOSLAWEN  
 by F29B (tabulating 1) DEUT.MITARBEITER

|              |         | F29B             |                  |                  |              |           |
|--------------|---------|------------------|------------------|------------------|--------------|-----------|
| Count        | Row pct | DEUTSCHE VORGESE | DEUTSCHE KOLLEGE | DEUTSCHE UNTERGE | KEINE ARBEIT | Row Total |
| Col pct      | Col pct | F29B1            | F29B2            | F29B3            | F29B4        | Total     |
| YUG          | 0       | 640              | 791              | 130              | 105          | 967       |
| REST         |         | 66.2             | 81.8             | 13.5             | 10.9         | 91.6      |
|              |         | 91.6             | 91.7             | 88.3             | 93.1         |           |
| TRIFFT ZU    | 1       | 58               | 72               | 17               | 8            | 88        |
|              |         | 66.0             | 81.3             | 19.4             | 8.8          | 8.4       |
|              |         | 8.4              | 8.3              | 11.7             | 6.9          |           |
| Column Total |         | 698              | 863              | 147              | 113          | 1055      |
|              |         | 66.1             | 81.7             | 14.0             | 10.7         | 100.0     |

Percents and totals based on respondents

1,055 valid cases; 2,352 missing cases

8-Nov-94 \*\*\* p 1.503 ausl.jugendliche - Jugenddaten - \*\*\*  
 13:56:59 \*\*\* JUGOSLAWISCHE JUGENDLICHE \*\*\*

>Warning # 3211

>On at least one case, the value of the weight variable was zero, negative, or missing. Such cases are considered missing by statistical procedures which need positively weighted cases, but remain on the file and are processed by non-statistical facilities such as LIST and SAVE.

Preceding task required 16.71 seconds CPU time; 26.76 seconds elapsed.

332 0 CROSSTABS TABLES=YUG BY F29C  
 333 0 OPTIONS 3 4  
 334 0 STATISTICS 1 2 3

There are 4,441,568 bytes of memory available.

Memory allows for 32,767 cells with 2 dimensions for general CROSSTABS.

8-Nov-94 \*\*\* p 1.503 ausl.jugendliche - Jugenddaten - \*\*\*  
 13:57:30 \*\*\* JUGOSLAWISCHE JUGENDLICHE \*\*\*

YUG JUGOSLAWEN by F29C MIT DT. TAUSCHEN

|              |         | F29C |      | Page 1 of 1 |
|--------------|---------|------|------|-------------|
| Count        | Row Pct | JA   | NEIN | Row Total   |
| Col Pct      | Col Pct | 1    | 2    | Total       |
| YUG          | 0       | 177  | 672  | 850         |
| REST         |         | 20.9 | 79.1 | 91.5        |
|              |         | 93.6 | 91.0 |             |
| TRIFFT ZU    | 1       | 12   | 67   | 79          |
|              |         | 15.4 | 84.6 | 8.5         |
|              |         | 6.4  | 9.0  |             |
| Column Total |         | 189  | 739  | 928         |
|              |         | 20.4 | 79.6 | 100.0       |

| Chi-Square                                  | Value   | DF | Significance |
|---|---------|----|--------------|
| Pearson                                     | 1.33645 | 1  | .24766       |
| Continuity Correction                       | 1.01996 | 1  | .31253       |
| Likelihood Ratio                            | 1.42221 | 1  | .23304       |
| Mantel-Haenszel test for linear association | 1.33501 | 1  | .24792       |

Minimum Expected Frequency - 16.076

| Statistic | Value | ASE1 | T-value | Approximate Significance |
|-----------|-------|------|---------|--------------------------|
|-----------|-------|------|---------|--------------------------|

Phi .03794 .24766 \*1  
 Cramer's V .03794 .24766 \*1  
 Contingency Coefficient .03791 .24766 \*1

.1 Pearson chi-square probability

Number of Missing Observations: 2479

8-Nov-94 \*\*\* p 1.503 ausl.jugendliche - jugenddaten - \*\*\*  
 13:57:32 \*\*\* JUGOSLAWISCHE JUGENDLICHE \*\*\*

Page 177

>Warning # 3211  
 >On at least one case, the value of the weight variable was zero, negative, or  
 >missing. Such cases are considered missing by statistical procedures which  
 >need positively weighted cases, but remain on the file and are processed by  
 >non-statistical facilities such as LIST and SAVE.

Preceding task required 15.54 seconds CPU time; 33.98 seconds elapsed.

335 0 MULT RESPONSE GROUPS=F29D MIT DT.TAUSCHEN-N.TAUSCHEN  
 336 0 (F29D1 TO F29D3(1,19))/  
 337 0 VARIABLES=YUG(0,1) /  
 338 0 TABLES=YUG BY P29D /  
 339 0 STATISTICS 1 2

MULT RESPONSE requires 1504 bytes of workspace for execution.

8-Nov-94 \*\* p 1.503 ausl.jugendliche - jugenddaten - \*\*\*  
 13:57:57 \*\*\* JUGOSLAWISCHE JUGENDLICHE \*\*\*

Page 178

\*\*\* CROSSTABULATION \*\*\*

YUG JUGOSLAWEN  
 by F29D (group) MIT DT.TAUSCHEN-N.TAUSCHEN

Page 1 of 2

|           |         | F29D     |          |          |          |          |          |          |          |          |          |          | Row   |      |     |       |
|-----------|---------|----------|----------|----------|----------|----------|----------|----------|----------|----------|----------|----------|-------|------|-----|-------|
| Count     | Row pct | ANGENEHM | BESSER B | BESS.AUF | QUAL.ARB | SICHERHE | SONSTIGE | HABE BES | DT.KOENN | ARB.MACH | BIN ZUFU | HABE GLE | Row   |      |     |       |
| Col pct   | Col pct | ARB.     | EZ.      | STIEGSCH | .PLAETZE | IT       | S        | SERE     | ARB      | EN       | NICHT    | T SPASS  | TEDEN | ICHW | ARB | Total |
|           |         | 1        | 2        | 3        | 4        | 5        | 6        | 11       | 13       | 14       | 15       | 16       | I     |      |     |       |
| YUG       | 0       | 75       | 50       | 12       | 10       | 3        | 12       | 18       | 13       | 28       | 183      | 312      | 702   |      |     |       |
| REST      |         | 10.7     | 7.1      | 1.6      | 1.4      | 4        | 1.8      | 2.6      | 1.9      | 4.0      | 26.1     | 44.5     | 92.4  |      |     |       |
|           |         | 96.9     | 88.1     | 90.6     | 73.1     | 100.0    | 100.0    | 88.2     | 100.0    | 91.0     | 94.2     | 91.4     |       |      |     |       |
| TRIFFT ZU | 1       | 2        | 7        | 1        | 4        | 0        | 0        | 2        | 0        | 3        | 11       | 29       | 58    |      |     |       |
|           |         | 4.2      | 11.6     | 2.1      | 6.2      | .0       | .0       | 4.2      | .0       | 4.8      | 19.3     | 50.8     | 7.6   |      |     |       |
|           |         | 3.1      | 11.9     | 9.4      | 26.9     | .0       | .0       | 11.8     | .0       | 9.0      | 5.8      | 8.6      |       |      |     |       |
| Column    |         | 77       | 57       | 13       | 13       | 3        | 12       | 20       | 13       | 31       | 194      | 342      | 760   |      |     |       |
| Total     |         | 10.2     | 7.4      | 1.7      | 1.8      | .3       | 1.6      | 2.7      | 1.8      | 4.0      | 25.6     | 45.0     | 100.0 |      |     |       |

Percents and totals based on respondents

(Continued)

8-Nov-94 \*\*\* p 1.503 ausl.jugendliche - jugenddaten - \*\*\*  
 13:57:57 \*\*\* JUGOSLAWISCHE JUGENDLICHE \*\*\*

Page 179

\*\*\* CROSSTABULATION \*\*\*

YUG JUGOSLAWEN  
 by F29D (group) MIT DT.TAUSCHEN-N.TAUSCHEN

Page 2 of 2

|           |         | F29D     |       |
|-----------|---------|----------|-------|
| Count     | Row pct | SONSTIGE | ROW   |
| Col pct   | Col pct | S        | Total |
| YUG       | 0       | 19       | 702   |
| REST      |         | 9        | 92.4  |
|           |         | 1.3      |       |
|           |         | 100.0    |       |
| TRIFFT ZU | 1       | 0        | 58    |
|           |         | .0       | 7.6   |
|           |         | .0       |       |
| Column    |         | 9        | 760   |
| Total     |         | 1.2      | 100.0 |

Percents and totals based on respondents

760 valid cases; 2,647 missing cases

8-Nov-94 \*\*\* p 1.503 ausl.jugendliche - jugenddaten - \*\*\*  
 13:57:58 \*\*\* JUGOSLAWISCHE JUGENDLICHE \*\*\*

Page 180

>Warning # 3211  
 >On at least one case, the value of the weight variable was zero, negative, or  
 >missing. Such cases are considered missing by statistical procedures which

>need positively weighted cases, but remain on the file and are processed by  
>non-statistical facilities such as LIST and SAVE.

Preceding task required 16.04 seconds CPU time; 23.71 seconds elapsed.

340 0 CROSSTABS TABLES-YUG BY F30 P30A  
341 0 OPTIONS 3 4  
342 0 STATISTICS 1 2 3

There are 4,441,568 bytes of memory available.

Memory allows for 32,767 cells with 2 dimensions for general CROSSTABS.

8-Nov-94 \*\*\* p 1.503 ausl.jugendliche - jugenddaten - \*\*\*  
13:58:17 \*\*\* JUGOSLAWISCHE JUGENDLICHE \*\*\*

YUG JUGOSLAWEN by F30 BEFUERCHTUNG V. ARB.LOSIGK.

Page 1 of 1

|           |         | P30               |                     |                     |                     |              |
|-----------|---------|-------------------|---------------------|---------------------|---------------------|--------------|
| Count     | Row Pct | WAHRSCHE          | MOEGlich            | EHER UNW            | GANZ AUS            | Row          |
| Col Pct   | Col Pct | INLICH            | AHR.                | GESCHL.             |                     | Total        |
|           |         | 1                 | 2                   | 3                   | 4                   |              |
| YUG       |         |                   |                     |                     |                     |              |
| REST      | 0       | 89<br>7.5<br>95.1 | 489<br>41.4<br>94.7 | 413<br>34.9<br>87.2 | 192<br>16.2<br>89.6 | 1183<br>91.1 |
| TRIFFT ZU | 1       | 5<br>4.0<br>4.9   | 28<br>23.9<br>5.3   | 61<br>52.7<br>12.8  | 22<br>19.4<br>10.4  | 115<br>8.9   |
| Column    |         | 93                | 517                 | 473                 | 215                 | 1298         |
| Total     |         | 7.2               | 39.8                | 36.5                | 16.5                | 100.0        |

| Chi-Square                                  | Value    | DF | Significance |
|---|----------|----|--------------|
| Pearson                                     | 19.55205 | 3  | .00021       |
| Likelihood Ratio                            | 20.06123 | 3  | .00016       |
| Mantel-Haenszel test for linear association | 11.31350 | 1  | .00077       |

Minimum Expected Frequency - 8.274

| Statistic               | Value  | ASE1 | T-value | Approximate Significance |
|-------------------------|--------|------|---------|--------------------------|
| Phi                     | .12273 |      |         | .00021 *1                |
| Cramer's V              | .12273 |      |         | .00021 *1                |
| Contingency Coefficient | .12182 |      |         | .00021 *1                |

\*1 Pearson chi-square probability

Number of Missing Observations: 2109

8-Nov-94 \*\*\* p 1.503 ausl.jugendliche - jugenddaten - \*\*\*  
13:58:18 \*\*\* JUGOSLAWISCHE JUGENDLICHE \*\*\*

YUG JUGOSLAWEN by F30A SCHWIERIGK, AM ARB.PLATZ

Page 1 of 1

|           |         | F30A              |                     |                     |              |
|-----------|---------|-------------------|---------------------|---------------------|--------------|
| Count     | Row Pct | HAEUFIG           | SELTEN              | NIE                 | Row          |
| Col Pct   | Col Pct | 1                 | 2                   | 3                   | Total        |
| YUG       |         |                   |                     |                     |              |
| REST      | 0       | 79<br>6.7<br>93.1 | 510<br>43.0<br>94.1 | 598<br>50.4<br>88.5 | 1187<br>91.2 |
| TRIFFT ZU | 1       | 6<br>5.1<br>6.9   | 32<br>27.6<br>5.9   | 77<br>67.3<br>11.5  | 115<br>8.8   |
| Column    |         | 85                | 542                 | 675                 | 1302         |
| Total     |         | 6.5               | 41.6                | 51.9                | 100.0        |

| Chi-Square                                  | Value    | DF | Significance |
|---|----------|----|--------------|
| Pearson                                     | 12.19206 | 2  | .00225       |
| Likelihood Ratio                            | 12.50275 | 2  | .00193       |
| Mantel-Haenszel test for linear association | 9.52818  | 1  | .00202       |

Minimum Expected Frequency - 7.507

| Statistic               | Value  | ASE1 | T-value | Approximate Significance |
|-------------------------|--------|------|---------|--------------------------|
| Phi                     | .09677 |      |         | .00225 *1                |
| Cramer's V              | .09677 |      |         | .00225 *1                |
| Contingency Coefficient | .09632 |      |         | .00225 *1                |

\*1 Pearson chi-square probability

Number of Missing Observations: 2105

8-Nov-94 \*\*\* p 1.503 ausl.jugendliche - Jugenddaten - \*\*\*  
 13:58:19 \*\*\* JUGOSLAWISCHE JUGENDLICHE \*\*\*

>Warning # 3211  
 >On at least one case, the value of the weight variable was zero, negative, or  
 >missing. Such cases are considered missing by statistical procedures which  
 >need positively weighted cases, but remain on the file and are processed by  
 >non-statistical facilities such as LIST and SAVE.

Preceding task required 16.07 seconds CPU time; 21.13 seconds elapsed.

```
343 0 MULT RESPONSE GROUPS=F30B PROBLEME B.AUSBILDUNG
344 0 (F30B1 TO F30B17(1)) /
345 0 VARIABLES=YUG(0,!) /
346 0 TABLES=YUG BY F30B /
347 0 STATISTICS 1 2
```

MULT RESPONSE requires 1456 bytes of workspace for execution.

8-Nov-94 \*\*\* p 1.503 ausl.jugendliche - Jugenddaten - \*\*\*  
 13:58:40 \*\*\* JUGOSLAWISCHE JUGENDLICHE \*\*\*

\*\*\* CROSSTABULATION \*\*\*

YUG JUGOSLAWEN  
 by F30B (tabulating 1) PROBLEME B.AUSBILDUNG

Page 1 of 2

|           |          | F30B     |          |          |          |          |          |          |          |          |          |          |       |
|-----------|----------|----------|----------|----------|----------|----------|----------|----------|----------|----------|----------|----------|-------|
| Count     | PROBLEM: | PROBLEM: | PROBLEM: | PROBLEM: | PROBLEM: | PROBLEM: | PROBLEM: | PROBLEM: | PROBLEM: | PROBLEM: | PROBLEM: | PROBLEM: | ROH   |
| Row pct   | VERSTAE  | AERGER   | AERGER   | AERGER   | AERGER   | SCHWIER  | UNANG.   | ARBEITS  | SCHMUTZ  | LAERM    | HITZE-K  |          | Total |
| Col pct   | NDIG     | DT.      | DT.      | AUSL     | AUSL     | IGKE     | ARB      | ANFA     | -STA     | F30B10   | AELT     |          |       |
|           | F30B1    | F30B2    | F30B3    | F30B4    | F30B5    | F30B6    | F30B7    | F30B8    | F30B9    | F30B10   | F30B11   |          |       |
| YUG       | -----    |          |          |          |          |          |          |          |          |          |          |          |       |
| REST      | 0        | 110      | 149      | 163      | 24       | 49       | 82       | 132      | 99       | 135      | 148      | 98       | 575   |
|           |          | 19.1     | 25.9     | 28.4     | 4.1      | 8.5      | 14.2     | 22.9     | 17.1     | 23.4     | 25.7     | 17.0     | 93.9  |
|           |          | 93.4     | 96.0     | 92.1     | 95.1     | 93.6     | 92.5     | 93.0     | 91.6     | 95.6     | 94.9     | 97.6     |       |
| TRIFFT ZU | 1        | 8        | 6        | 14       | 1        | 3        | 7        | 10       | 9        | 6        | 8        | 2        | 38    |
|           |          | 20.7     | 16.4     | 37.2     | 3.2      | 8.9      | 17.7     | 26.6     | 24.2     | 16.4     | 21.1     | 6.4      | 6.1   |
|           |          | 6.6      | 4.0      | 7.9      | 4.9      | 6.4      | 7.5      | 7.0      | 8.4      | 4.4      | 5.1      | 2.4      |       |
| Column    |          | 117      | 155      | 177      | 25       | 52       | 88       | 142      | 108      | 141      | 156      | 100      | 613   |
| Total     |          | 19.2     | 25.3     | 28.9     | 4.0      | 8.5      | 14.4     | 23.1     | 17.6     | 23.0     | 25.4     | 16.3     | 100.0 |

Percents and totals based on respondents

(Continued)

8-Nov-94 \*\*\* p 1.503 ausl.jugendliche - Jugenddaten - \*\*\*  
 13:58:41 \*\*\* JUGOSLAWISCHE JUGENDLICHE \*\*\*

\*\*\* CROSSTABULATION \*\*\*

YUG JUGOSLAWEN  
 by F30B (tabulating 1) PROBLEME B.AUSBILDUNG

Page 2 of 2

|           |          | F30B     |          |          |          |          |          |       |  |
|-----------|----------|----------|----------|----------|----------|----------|----------|-------|--|
| Count     | PROBLEM: | PROBLEM: | PROBLEM: | PROBLEM: | PROBLEM: | PROBLEM: | PROBLEM: | ROW   |  |
| Row pct   | GERINGE  | UEBERST  | ABSTIMM  | BILLIGE  | AUSB.KO  | SONSTIG  |          | Total |  |
| Col pct   | ANF      | UNDE     | UNG      | ARB      | ENNE     | ES       |          |       |  |
|           | F30B12   | F30B13   | F30B14   | F30B15   | F30B16   | F30B17   |          |       |  |
| YUG       | -----    |          |          |          |          |          |          |       |  |
| REST      | 0        | 30       | 91       | 16       | 48       | 16       | 32       | 575   |  |
|           |          | 5.2      | 15.7     | 2.8      | 8.3      | 2.9      | 5.6      | 93.9  |  |
|           |          | 94.2     | 94.9     | 100.0    | 91.8     | 93.2     | 100.0    |       |  |
| TRIFFT ZU | 1        | 2        | 5        | 0        | 4        | 1        | 0        | 38    |  |
|           |          | 4.9      | 12.8     | .0       | 11.3     | 3.2      | .0       | 6.1   |  |
|           |          | 5.8      | 5.1      | .0       | 8.2      | 6.8      | .0       |       |  |
| Column    |          | 32       | 95       | 16       | 52       | 18       | 32       | 613   |  |
| Total     |          | 5.2      | 15.6     | 2.6      | 8.5      | 2.9      | 5.2      | 100.0 |  |

Percents and totals based on respondents

613 valid cases; 2,794 missing cases

8-Nov-94 \*\*\* p 1.503 ausl.jugendliche - Jugenddaten - \*\*\*  
 13:58:41 \*\*\* JUGOSLAWISCHE JUGENDLICHE \*\*\*

>Warning # 3211  
 >On at least one case, the value of the weight variable was zero, negative, or  
 >missing. Such cases are considered missing by statistical procedures which  
 >need positively weighted cases, but remain on the file and are processed by  
 >non-statistical facilities such as LIST and SAVE.

Preceding task required 16.90 seconds CPU time; 22.25 seconds elapsed.

```
348 0 CROSSTABS TABLES=YUG BY F31 TO F31B2 RF32
```

349 0 OPTIONS 3 4  
350 0 STATISTICS 1 2 3

There are 4,441,568 bytes of memory available.

Memory allows for 32,767 cells with 2 dimensions for general CROSSTABS.

8-Nov-94 \*\*\* p 1.503 ausl.jugendliche - Jugenddaten - \*\*\*  
13:59:06 \*\*\* JUGOSLAWISCHE JUGENDLICHE \*\*\*

YUG JUGOSLAWEN by P31 ARB. ZUFRIEDENHEIT

F31 Page 1 of 1

| Count        | Row Pct | Col Pct | RICHTIG SPASS | ZIEMLICH GUT | NOTWENDIG | FAELLT CHWER | S AUFHOERE N | Row Total |
|--------------|---------|---------|---------------|--------------|-----------|--------------|--------------|-----------|
|              |         |         | 1             | 2            | 3         | 4            | 5            |           |
| YUG          | 0       |         | 462           | 415          | 345       | 18           | 38           | 1278      |
| REST         |         |         | 36.1          | 32.5         | 27.0      | 1.4          | 3.0          | 91.6      |
|              |         |         | 90.1          | 90.1         | 94.3      | 96.7         | 100.0        |           |
| TRIFFT ZU    | 1       |         | 51            | 46           | 21        | 1            |              | 118       |
|              |         |         | 43.0          | 38.8         | 17.7      | .5           |              | 8.4       |
|              |         |         | 9.9           | 9.9          | 5.7       | 3.3          |              |           |
| Column Total |         |         | 513           | 461          | 366       | 19           | 38           | 1396      |
|              |         |         | 36.7          | 33.0         | 26.2      | 1.4          | 2.7          | 100.0     |

| Chi-Square                                  | Value    | DF | Significance |
|---|----------|----|--------------|
| Pearson                                     | 10.42736 | 4  | .03381       |
| Likelihood Ratio                            | 14.08474 | 4  | .00703       |
| Mantel-Haenszel test for linear association | 8.40049  | 1  | .00375       |

Minimum Expected Frequency - 1.607  
Cells with Expected Frequency < 5 - 2 OF 10 ( 20.0%)

| Statistic               | Value  | ASE1 | T-value | Approximate Significance |
|-------------------------|--------|------|---------|--------------------------|
| Phi                     | .08641 |      |         | .03381 *1                |
| Cramer's V              | .08641 |      |         | .03381 *1                |
| Contingency Coefficient | .08609 |      |         | .03381 *1                |

\*1 Pearson chi-square probability

Number of Missing Observations: 2011

8-Nov-94 \*\*\* p 1.503 ausl.jugendliche - jugenddaten - \*\*\*  
13:59:08 \*\*\* JUGOSLAWISCHE JUGENDLICHE \*\*\*

YUG JUGOSLAWEN by F31A BRANCHE

F31A\* Page 1 of 2

| Count                    | Row Pct | Col Pct | INDUSTRI E | HANDWERK | BAUGEWER BE | HOTEL U. GAST. | LANDWIRT SCHAFT | BERGBAU | EINZ.-HA NDEL | GROSSHAN DEL | BANKEN | POST U.B AHN | SONST. TR ANSPORT | Row Total |
|--------------------------|---------|---------|------------|----------|-------------|----------------|-----------------|---------|---------------|--------------|--------|--------------|-------------------|-----------|
|                          |         |         | 1          | 2        | 3           | 4              | 5               | 6       | 7             | 8            | 9      | 10           | 11                |           |
| YUG                      | 0       |         | 431        | 229      | 59          | 168            | 6               | 8       | 50            | 35           | 17     | 1            | 32                | 1266      |
| REST                     |         |         | 34.1       | 18.1     | 4.7         | 13.2           | .5              | .6      | 3.9           | 2.8          | 1.4    | .1           | 2.5               | 91.4      |
|                          |         |         | 94.2       | 89.9     | 86.8        | 91.6           | 91.1            | 92.6    | 77.9          | 92.2         | 90.5   | 100.0        | 100.0             |           |
| TRIFFT ZU                | 1       |         | 27         | 26       | 9           | 15             | 1               | 1       | 14            | 3            | 2      |              |                   | 119       |
|                          |         |         | 22.5       | 21.7     | 7.6         | 12.9           | .5              | .5      | 11.9          | 2.5          | 1.5    |              |                   | 8.6       |
|                          |         |         | 5.8        | 10.1     | 13.2        | 8.4            | 8.9             | 7.4     | 22.1          | 7.8          | 9.5    |              |                   |           |
| (Continued) Column Total |         |         | 458        | 255      | 68          | 183            | 7               | 8       | 64            | 38           | 19     | 1            | 32                | 1384      |
|                          |         |         | 33.1       | 18.4     | 4.9         | 13.2           | .5              | .6      | 4.6           | 2.8          | 1.4    | .0           | 2.3               | 100.0     |

8-Nov-94 \*\*\* p 1.503 ausl.jugendliche - Jugenddaten - \*\*\*  
13:59:08 \*\*\* JUGOSLAWISCHE JUGENDLICHE \*\*\*

YUG JUGOSLAWEN by F31A BRANCHE

F31A Page 2 of 2

| Count        | Row Pct | Col Pct | GESUND.W ESEN | SONST.DI ENSTL. | PRIV.HAU SHALT | SONST.WI RT.BEREI | Row Total |
|--------------|---------|---------|---------------|-----------------|----------------|-------------------|-----------|
|              |         |         | 12            | 13              | 14             | 15                |           |
| YUG          | 0       |         | 76            | 97              | 3              | 52                | 1266      |
| REST         |         |         | 6.0           | 7.7             | .3             | 4.1               | 91.4      |
|              |         |         | 92.1          | 89.7            | 72.9           | 95.0              |           |
| TRIFFT ZU    | 1       |         | 7             | 11              | 1              | 3                 | 119       |
|              |         |         | 5.5           | 9.4             | 1.0            | 2.3               | 8.6       |
|              |         |         | 7.9           | 10.3            | 27.1           | 5.0               |           |
| Column Total |         |         | 83            | 108             | 4              | 55                | 1384      |
|              |         |         | 6.0           | 7.8             | .3             | 4.0               | 100.0     |

| Chi-Square | Value | DF | Significance |
|------------|-------|----|--------------|
|            |       |    |              |

Pearson 28.53181 14 .01208  
 Likelihood Ratio 26.91301 14 .01976  
 Mantel-Haenszel test for .45879 1 .49819  
 linear association

Minimum Expected Frequency - .055  
 Cells with Expected Frequency < 5 - 10 OF 30 ( 33.3%)

| Statistic               | Value  | ASE1 | T-value | Approximate Significance |
|-------------------------|--------|------|---------|--------------------------|
| Phi                     | .14355 |      |         | .01208 *1                |
| Cramer's v              | .14355 |      |         | .01208 *1                |
| Contingency Coefficient | .14210 |      |         | .01208 *1                |

\*1 Pearson chi-square probability

Number of Missing Observations: 2023

8-Nov-94 \*\*\* p 1.503 ausl.jugendliche - jugenddaten - \*\*\*  
 13:59:09 \*\*\* JUGOSLAWISCHE JUGENDLICHE \*\*\*

YUG JUGOSLAWEN by F31B1 BETRIEBSGROESSE

F31B1 Page 1 of 1

| Count        | Row Pct | Col Pct | NUR  | ICH  | 2-9 H. | BESC | 10-49 SCH. | BE   | 50-99 BE | 100-499 BESC. | UEB.500 BESC. | Row Total |
|--------------|---------|---------|------|------|--------|------|------------|------|----------|---------------|---------------|-----------|
|              |         |         | 1    |      | 2      |      | 3          |      |          | 5             | 6             |           |
| YUG          |         |         |      |      |        |      |            |      |          |               |               |           |
| 0            |         |         | 24   | 363  | 294    | 154  | 235        | 199  |          |               |               | 1271      |
| REST         | 1.9     | 100.0   | 28.6 | 93.5 | 23.2   | 87.6 | 12.1       | 18.5 | 15.7     | 95.9          | 91.0          | 91.5      |
| 1            |         |         |      |      | 25     | 42   | 22         | 10   | 20       |               |               | 119       |
| TRIFFT ZU    |         |         | 21.3 | 35.1 | 18.3   | 8.6  | 16.7       | 8.5  |          |               |               | 8.5       |
|              |         |         | 6.5  | 12.4 | 12.3   | 4.1  | 9.0        |      |          |               |               |           |
| Column Total |         |         | 24   | 389  | 336    | 176  | 246        | 219  | 1389     |               |               |           |
|              |         |         | 1.7  | 28.0 | 24.2   | 12.7 | 17.7       | 15.8 | 100.0    |               |               |           |

| Chi-Square                                  | Value    | DF | Significance |
|---|----------|----|--------------|
| Pearson                                     | 20.14931 | 5  | .00117       |
| Likelihood Ratio                            | 22.58928 | 5  | .00040       |
| Mantel-Haenszel test for linear association | .00060   | 1  | .98047       |

Minimum Expected Frequency - 2.043  
 Cells with Expected Frequency < 5 - 1 OF 12 ( 8.3%)

| Statistic               | Value  | ASE1 | T-value | Approximate Significance |
|-------------------------|--------|------|---------|--------------------------|
| Phi                     | .12044 |      |         | .00117 *1                |
| Cramer's V              | .12044 |      |         | .00117 *1                |
| Contingency Coefficient | .11957 |      |         | .00117 *1                |

\*1 Pearson chi-square probability

Number of Missing Observations: 2018

8-Nov-94 \*\*\* p 1.503 ausl.jugendliche - jugenddaten - \*\*\*  
 13:59:10 \*\*\* JUGOSLAWISCHE JUGENDLICHE \*\*\*

YUG JUGOSLAWEN by F31B2 INT.-EINSCH.:BERUFSSIT.D.BEFRAGTEN

F31B2 Page 1 of 1

| Count        | Row Pct | Col Pct | IST ST. | SELB I | JOBBT, ANDERES AVON | SU NICHTS D | 3 | Row Total |
|--------------|---------|---------|---------|--------|---------------------|-------------|---|-----------|
|              |         |         | 1       | 2      |                     |             |   |           |
| YUG          |         |         |         |        |                     |             |   |           |
| 0            |         |         | 83      | 58     | 955                 |             |   | 1095      |
| REST         | 7.6     | 97.2    | 5.3     | 97.0   | 87.2                | 90.8        |   | 91.5      |
| 1            |         |         | 2       | 2      | 97                  |             |   | 101       |
| TRIFFT ZU    | 2.4     | 2.8     | 1.8     | 3.0    | 95.9                | 9.2         |   | 8.5       |
| Column Total |         |         | 85      | 59     | 1052                | 1197        |   |           |
|              |         |         | 7.1     | 5.0    | 87.9                | 100.0       |   |           |

| Chi-Square                                  | Value   | DF | Significance |
|---|---------|----|--------------|
| Pearson                                     | 6.62428 | 2  | .03644       |
| Likelihood Ratio                            | 8.43560 | 2  | .01473       |
| Mantel-Haenszel test for linear association | 6.03530 | 1  | .01402       |

Minimum Expected Frequency - 5.031



| Statistic               | Value  | ASE1 | T-value | Significance |
|-------------------------|--------|------|---------|--------------|
| Phi                     | .07440 |      |         | .03644 *1    |
| Cramer's V              | .07440 |      |         | .03644 >1    |
| Contingency Coefficient | .07419 |      |         | .03644 *1    |

\*1 Pearson chi-square probability

Number of Missing Observations: 2210

8-Nov-94 \*\*\* p 1.503 ausl.jugendliche - Jugenddaten - \*\*\*  
 13:59:10 \*\*\* JUGOSLAWISCHE JUGENDLICHE \*\*\*

YUG JUGOSLAWEN by RF32 WANN SELBSTAENDIG GEMACHT

Page 1 of 1

| Count        | RF32    |          |          | Row Total |
|--------------|---------|----------|----------|-----------|
|              | 1968-19 | 1982-198 | 1986 U.S |           |
| Row Pct      | 81      | 5        | PAETIER  | 3         |
| Col Pct      | 1       | 2        |          |           |
| YUG          | 0       | 4        | 29       | 33        |
| REST         | 6.2     | 43.8     | 50.0     | 96.5      |
|              | 100.0   | 92.3     | 100.0    |           |
| TRIFFT ZU    | 1       | 2        |          | 2         |
|              |         | 100.0    |          | 3.5       |
|              |         | 7.7      |          |           |
| Column Total | 4       | 31       | 33       | 68        |
|              | 6.0     | 45.8     | 48.2     | 100.0     |

| Chi-Square                                  | Value   | DF | Significance |
|---|---------|----|--------------|
| Pearson                                     | 2.94190 | 2  | .22971       |
| Likelihood Ratio                            | 3.85042 | 2  | .14584       |
| Mantel-Haenszel test for linear association | 1.20401 | 1  | .27252       |

Minimum Expected Frequency - .143  
 Cells with Expected Frequency < 5 - 4 OF 6 ( 66.7%)

| Statistic               | Value  | ASE1 | T-value | Approximate Significance |
|-------------------------|--------|------|---------|--------------------------|
| Phi                     | .20795 |      |         | .22971 *1                |
| Cramer's V              | .20795 |      |         | .22971 *1                |
| Contingency Coefficient | .20360 |      |         | .22971 *1                |

\*1 Pearson chi-square probability

Number of Missing Observations: 3339

8-Nov-94 \*\*\* p 1.503 ausl.jugendliche - Jugenddaten - \*\*\*  
 13:59:11 \*\*\* JUGOSLAWISCHE JUGENDLICHE \*\*\*

>Warning # 3211  
 >On at least one case, the value of the weight variable was zero, negative, or missing. Such cases are considered missing by statistical procedures which need positively weighted cases, but remain on the file and are processed by non-statistical facilities such as LIST and SAVE.

Preceding task required 17.81 seconds CPU time; 29.55 seconds elapsed.

351 0 BREAKDOWN TABLES-F32 BY YUG

There are 4,441,568 bytes of memory available.

Given workspace allows for 32,767 cells of 1 dimensions for ME ANS.

8-Nov-94 \*\*\* p 1.503 ausl.jugendliche - Jugenddaten - \*\*\*  
 13:59:39 \*\*\* JUGOSLAWISCHE JUGENDLICHE \*\*\*

- - Description of Subpopulations - -

Summaries of F32 WANN SELBSTAENDIG GEMACHT  
 By levels of YUG JUGOSLAWEN

| Variable              | Value | Label     | Mean     | Std Dev | Cases |
|-----------------------|-------|-----------|----------|---------|-------|
| For Entire Population |       |           | 84.,7066 | 2.8794  | 68    |
| YUG                   | 0     | REST      | 84.,6959 | 2.9318  | 66    |
| YUG                   | 1     | TRIFFT EU | 85.,0000 | .0000   | 2     |

Total Cases - 3407  
 Missing Cases - 3339 or 98.0 Pct

8-Nov-94 \*\*\* p 1.503 ausl.jugendliche - Jugenddaten - \*\*\*  
 13:59:40 \*\*\* JUGOSLAWISCHE JUGENDLICHE \*\*\*

>Warning # 3211

>On at least one case, the value of the weight variable was zero, negative, or  
>missing. Such cases are considered missing by statistical procedures which  
>need positively weighted cases, but remain on the file and are processed by  
>non-statistical facilities such as LIST and SAVE.

Preceding task required 15.40 seconds CPU time; 28.99 seconds elapsed.

```
352 0 MULT RESPONSE GROUPS=F32A GRUENDE F.SELBSTAEND.
353 0 (F32A1 TO P32A3(1,9))
354 0 F32B UNTERSTUETZ.F.SELBSTAEND.
355 0 (F32B1 TO F32B3(1,9))/
356 0 VARIABLES=YUG(0,1) /
357 0 TABLES=YUG BY F32A F32B /
358 0 STATISTICS 1 2
```

MULT RESPONSE requires 1512 bytes of workspace for execution.

8-Nov-94 \*\*\* p 1.503 ausl.jugendliche - jugenddaten - \*\*\*  
14:00:09 \*\*\* JUGOSLAWISCHE JUGENDLICHE \*\*\*

\*\*\* CROSSTABULATION \*\*\*

YUG JUGOSLAWEN  
by F32A (group) GRUENDE F.SELBSTAEND

|                             |   | F32A               |                     |                     |                    |              |
|-----------------------------|---|--------------------|---------------------|---------------------|--------------------|--------------|
|                             |   | EIGENER<br>HERS    | HOEH.VER<br>DIENST  | LEBEN IN<br>HK.LAND |                    | Row<br>Total |
|                             |   | 1                  | 2                   | 3                   | 9                  |              |
| Count<br>Row pct<br>Col pct |   |                    |                     |                     |                    |              |
| YUG                         | 0 | 36<br>57.9<br>96.8 | 15<br>23.8<br>100.0 | 4<br>6.5<br>100.0   | 26<br>42.7<br>91.7 | 62<br>96.3   |
| REST                        |   |                    |                     |                     |                    |              |
|                             | 1 | 1<br>50.0<br>3.2   | 0<br>.0<br>.0       | 0<br>.0<br>.0       | 2<br>100.0<br>8.3  | 2<br>3.7     |
| TRIFFT ZU                   |   |                    |                     |                     |                    |              |
| Column<br>Total             |   | 37<br>57.6         | 15<br>22.9          | 4<br>6.2            | 29<br>44.9         | 64<br>100.0  |

Percents and totals based on respondents

64 valid cases; 3,343 missing cases

8-Nov-94 \*\*\* p 1.503 ausl.jugendliche - jugenddaten - \*\*\*  
14:00:10 \*\*\* JUGOSLAWISCHE JUGENDLICHE \*\*\*

\*\*\* CROSSTABULATION \*\*\*

YUG JUGOSLAWEN  
by F32B (group) UNTERSTUETZ.F.SELBSTAEND

|                             |   | F32B               |                    |                           |                   |                    |              |
|-----------------------------|---|--------------------|--------------------|---------------------------|-------------------|--------------------|--------------|
|                             |   | KREDITE            | FAMILIE            | GESCH.UE<br>BERNOMME<br>N | SONSTIGE<br>S     | KEINE HI<br>LFE    | Row<br>Total |
|                             |   | 1                  | 2                  | 3                         | 8                 | 9                  |              |
| Count<br>Row pct<br>Col pct |   |                    |                    |                           |                   |                    |              |
| YUG                         | 0 | 9<br>16.5<br>100.0 | 16<br>29.8<br>93.1 | 3<br>5.9<br>100.0         | 3<br>4.9<br>100.0 | 39<br>71.0<br>97.0 | 55<br>97.8   |
| REST                        |   |                    |                    |                           |                   |                    |              |
|                             | 1 | 0<br>.0<br>.0      | 1<br>100.0<br>6.9  | 0<br>.0<br>.0             | 0<br>.0<br>.0     | 1<br>100.0<br>3.0  | 1<br>2.2     |
| TRIFFT ZU                   |   |                    |                    |                           |                   |                    |              |
| Column<br>Total             |   | 9<br>16.1          | 17<br>31.3         | 3<br>5.8                  | 3<br>4.8          | 40<br>71.6         | 56<br>100.0  |

Percents and totals based on respondents

56 valid cases; 3,351 missing cases

8-Nov-94 \*\*\* p 1.503 ausl.jugendliche - jugenddaten - \*\*\*  
14:00:10 \*\*\* JUGOSLAWISCHE JUGENDLICHE \*\*\*

>Warning # 3211

>On at least one case, the value of the weight variable was zero, negative, or  
>missing. Such cases are considered missing by statistical procedures which  
>need positively weighted cases, but remain on the file and are processed by  
>non-statistical facilities such as LIST and SAVE.

Preceding task required 16.28 seconds CPU time; 30.34 seconds elapsed.

```
359 0 CROSSTABS TABLES= YUG BY F32C F32D RF33 F33A F33B F33C
360 0 OPTIONS 3 4
361 0 STATISTICS 1 2 3
```

There are 4,441,568 bytes of memory available.

Memory allows for 32,767 cells with 2 dimensions for general CROSSTABS.

8-Nov-94 \*\*\* p 1.503 ausl.jugendliche - jugenddaten - \*\*\*  
 14:00:34 \*\*\* JUGOSLAWISCHE JUGENDLICHE \*\*\*

YUG JUGOSLAWEN by F32C KUNDEN

Page 1 of 1

|              |         | F32C               |                     |                    |             |
|--------------|---------|--------------------|---------------------|--------------------|-------------|
| Count        | Row Pct | UEB.AUSL           | UEB.DEUT            | GLEICHVI           |             |
| Col Pct      | AEENDER | SCH                | EL                  |                    | Row Total   |
|              | 1       | 2                  | 3                   |                    |             |
| YUG          |         |                    |                     |                    |             |
| REST         | 0       | 8<br>12.3<br>100.0 | 33<br>49.1<br>100.0 | 26<br>38.6<br>91.5 | 67<br>96.5  |
| TRIFFT ZU    | 1       |                    |                     | 2<br>100.0<br>8.5  | 2<br>3.5    |
| Column Total |         | 8<br>11.9          | 33<br>47.4          | 28<br>40.7         | 69<br>100.0 |

| Chi-Square                                  | Value   | DF | Significance |
|---|---------|----|--------------|
| Pearson                                     | 3.61776 | 2  | .16384       |
| Likelihood Ratio                            | 4.43744 | 2  | .10875       |
| Mantel-Haenszel test for linear association | 2.80022 | 1  | .09425       |

Minimum Expected Frequency - .286  
 Cells with Expected Frequency < 5 - 3 OF 6 ( 50.0%)

| Statistic               | Value  | ASE1 | T-value | Approximate Significance |
|-------------------------|--------|------|---------|--------------------------|
| Phi                     | .22863 |      |         | .16384 *1                |
| Cramer's V              | .22863 |      |         | .16384 *1                |
| Contingency Coefficient | .22288 |      |         | .16384 *1                |

\*1 Pearson chi-square probability

Number of Missing Observations: 3338

8-Nov-94 \*\*\* p 1.503 ausl.jugendliche - jugenddaten - \*\*\*  
 14:00:35 \*\*\* JUGOSLAWISCHE JUGENDLICHE \*\*\*

YUG JUGOSLAWEN by F32D RAT ZUR SELBSTAENDIGKEIT

Page 1 of 1

|              |         | F32D                |                   |                    |             |
|--------------|---------|---------------------|-------------------|--------------------|-------------|
| Count        | Row Pct | JA                  | NEIN              | KOMMT DR AUF AN    | Row         |
| Col Pct      |         | 1                   | 2                 | 3                  | Total       |
| YUG          |         |                     |                   |                    |             |
| REST         | 0       | 38<br>59.4<br>100.0 | 1<br>2.1<br>100.0 | 25<br>38.5<br>91.2 | 64<br>96.4  |
| TRIFFT ZU    | 1       |                     |                   | 2<br>100.0<br>5.8  | 2<br>3.6    |
| Column Total |         | 38<br>57.3          | 1<br>2.0          | 27<br>40.7         | 67<br>100.0 |

| Chi-Square                                  | Value   | DF | Significance |
|---|---------|----|--------------|
| Pearson                                     | 3.62435 | 2  | .16330       |
| Likelihood Ratio                            | 4.44377 | 2  | .10840       |
| Mantel-Haenszel test for linear association | 3.49789 | 1  | .06145       |

Minimum Expected Frequency - .048  
 Cells with Expected Frequency < 5 - 4 OF 6 ( 66.7%)

| Statistic               | Value  | ASE1 | T-value | Approximate Significance |
|-------------------------|--------|------|---------|--------------------------|
| Phi                     | .23302 |      |         | .16330 *1                |
| Cramer's V              | .23302 |      |         | .16330 *1                |
| Contingency Coefficient | .22694 |      |         | .16330 *1                |

\*1 Pearson chi-square probability

Number of Missing Observations: 3340

8-Nov-94 \*\*\* p 1.503 ausl.jugendliche - jugenddaten - \*\*\*  
 14:00:35 \*\*\* JUGOSLAWISCHE JUGENDLICHE \*\*\*

YUG JUGOSLAWEN by RF33 DAUER D. ARBEITSLOSIGKEIT

RF33 Page 1 of 1

|              |         | 1-3 MON. 4-6 MON. 7-9 MON. 10 U.MEH |      |      |      |           |
|--------------|---------|-------------------------------------|------|------|------|-----------|
|              |         | R MON.                              |      |      |      |           |
| Count        | Row Pct | 1                                   | 2    | 3    | 4    | Row Total |
| Col Pct      |         |                                     |      |      |      |           |
| YUG          |         |                                     |      |      |      |           |
| 0            |         | 66                                  | 78   | 54   | 125  | 323       |
| REST         |         | 20.5                                | 24.0 | 16.8 | 38.6 | 89.1      |
|              |         | 95.2                                | 79.4 | 90.0 | 92.6 |           |
| 1            |         | 3                                   | 20   | 6    | 10   | 39        |
| TRIFFT ZU    |         | 8.4                                 | 51.0 | 15.2 | 25.3 | 10.9      |
|              |         | 4.8                                 | 20.6 | 10.0 | 7.4  |           |
| Column Total |         | 70                                  | 98   | 60   | 135  | 363       |
|              |         | 19.2                                | 26.9 | 16.7 | 37.2 | 100.0     |

| Chi-Square                                  | Value    | DF | Significance |
|---|----------|----|--------------|
| Pearson                                     | 13.92648 | 3  | .00301       |
| Likelihood Ratio                            | 13.01008 | 3  | .00462       |
| Mantel-Haenszel test for linear association | .67822   | 1  | .41020       |

Minimum Expected Frequency - 6.584

| Statistic               | Value  | ASE1 | T-value | Approximate Significance |
|-------------------------|--------|------|---------|--------------------------|
| Phi                     | .19597 |      |         | .00301 *1                |
| Cramer's V              | .19597 |      |         | .00301 *1                |
| Contingency Coefficient | .19231 |      |         | .00301 *1                |

\*1 Pearson chi-square probability

Number of Missing Observations: 3044

8-Nov-94 \*\*\* p 1.503 ausl.jugendliche - jugenddaten - \*\*\*  
14:00:36 \*\*\* JUGOSLAWISCHE JUGENDLICHE \*\*\*

YUG JUGOSLAWEN by F33A MELDUNG BEIM ARB.AMT

F33A Page 1 of 1

|              |         | JA   |      | NEIN |  |           |
|--------------|---------|------|------|------|--|-----------|
|              |         | I    |      | 2    |  | Row Total |
| Count        | Row Pct | 1    | I    | 2    |  | Total     |
| Col Pct      |         |      |      |      |  |           |
| YUG          |         |      |      |      |  |           |
| 0            |         | 219  | 177  |      |  | 396       |
| REST         |         | 55.3 | 44.7 |      |  | 90.3      |
|              |         | 89.2 | 91.8 |      |  |           |
| 1            |         | 27   | 16   |      |  | 42        |
| TRIFFT ZU    |         | 62.5 | 37.5 |      |  | 9.7       |
|              |         | 10.8 | 8.2  |      |  |           |
| Column Total |         | 246  | 193  |      |  | 439       |
|              |         | 56.0 | 44.0 |      |  | 100.0     |

| Chi-Square                                  | Value  | DF | Significance |
|---|--------|----|--------------|
| Pearson                                     | .82576 | 1  | .36350       |
| Continuity Correction                       | .55668 | 1  | .45560       |
| Likelihood Ratio                            | .83601 | 1  | .36054       |
| Mantel-Haenszel test for linear association | .82388 | 1  | .36405       |

Minimum Expected Frequency - 18.704

| Statistic               | Value  | ASE1 | T-value | Approximate Significance |
|-------------------------|--------|------|---------|--------------------------|
| Phi                     | .04338 |      |         | .36350 *1                |
| Cramer's V              | .04338 |      |         | .36350 *1                |
| Contingency Coefficient | .04334 |      |         | .36350 *1                |

\*1 Pearson chi-square probability

Number of Missing Observations: 2968

8-Nov-94 \*\*\* p 1.503 ausl.jugendliche - jugenddaten - \*\*\*  
14:00:36 \*\*\* JUGOSLAWISCHE JUGENDLICHE \*\*\*

YUG JUGOSLAWEN by F33B BEZUG ARB.LOSENGELD

F33B Page 1 of 1

|         |         | ALOGELD ALOHILFE NEIN |      |      |           |       |
|---------|---------|-----------------------|------|------|-----------|-------|
|         |         | I 2 3                 |      |      | Row Total |       |
| Count   | Row Pct | 1                     | I    | 2    | 3         | Total |
| Col Pct |         |                       |      |      |           |       |
| YUG     |         |                       |      |      |           |       |
| 0       |         | 80                    | 42   | 277  |           | 399   |
| REST    |         | 20.1                  | 10.6 | 69.3 |           | 90.0  |
|         |         | 86.1                  | 84.9 | 92.1 |           |       |

|               |      |      |      |       |    |
|---------------|------|------|------|-------|----|
|               | 1    | 13   | 8    | 24    | 44 |
| TRIFFT ZU     | 29.4 | 17.0 | 53.5 | 10.0  |    |
|               | 13.9 | 15.1 | 7.9  |       |    |
| <b>Column</b> | 93   | 50   | 300  | 444   |    |
| <b>Total</b>  | 21.1 | 11.2 | 67.7 | 100.0 |    |

| Chi-Square                                  | Value   | DF | Significance |
|---|---------|----|--------------|
| Pearson                                     | 4.56221 | 2  | .10217       |
| Likelihood Ratio                            | 4.32263 | 2  | .11517       |
| Mantel-Haenszel test for linear association | 3.71208 | 1  | .05402       |

Minimum Expected Frequency - 4.971  
 Cells with Expected Frequency < 5 - 1 OF 6 ( 16.7%)

| Statistic               | Value  | ASE1 | T-value | Approximate Significance |
|-------------------------|--------|------|---------|--------------------------|
| Phi                     | .10141 |      |         | .10217 *1                |
| Cramer's V              | .10141 |      |         | .10217 *1                |
| Contingency Coefficient | .10089 |      |         | .10217 *1                |

\*1 Pearson chi-square probability

Number of Missing Observations: 2963

8-Nov-94 \*\*\* p 1.503 ausl.jugendliche - Jugenddaten - \*\*\*  
 14:00:37 \*\*\* JUGOSLAWISCHE JUGENDLICHE \*\*\*

YUG JUGOSLAWEN by F33C ANTRAG AUF ARB.LOSEN GELD

F33C Page 1 of 1

| Count<br>Row Pct<br>Col Pct | F33C |      | Row<br>Total |
|-----------------------------|------|------|--------------|
|                             | JA   | NEIN |              |
| 0                           | 1    | 2    |              |
| 66                          | 210  | 277  |              |
| 24.0                        | 76.0 | 92.1 |              |
| 96.5                        | 90.8 |      |              |
| 1                           | 2    | 24   |              |
| 10.1                        | 89.9 | 7.9  |              |
| 3.5                         | 9.2  |      |              |
| <b>Column</b>               | 69   | 231  | 300          |
| <b>Total</b>                | 22.9 | 77.1 | 100.0        |

| Chi-Square                                  | Value   | DF | Significance |
|---|---------|----|--------------|
| Pearson                                     | 2.38468 | 1  | .12253       |
| Continuity Correction                       | 1.66319 | 1  | .19717       |
| Likelihood Ratio                            | 2.80791 | 1  | .09380       |
| Mantel-Haenszel test for linear association | 2.37674 | 1  | .12315       |

Minimum Expected Frequency - 5.433

| Statistic               | Value  | ASE1 | T-value | Approximate Significance |
|-------------------------|--------|------|---------|--------------------------|
| Phi                     | .08911 |      |         | .12253 *1                |
| Cramer's V              | .08911 |      |         | .12253 *1                |
| Contingency Coefficient | .08876 |      |         | .12253 *1                |

\*1 Pearson chi-square probability

Number of Missing Observations: 3107

8-Nov-94 \*\*\* p 1.503 ausl.jugendliche - Jugenddaten - \*\*\*  
 14:00:37 \*\*\* JUGOSLAWISCHE JUGENDLICHE \*\*\*

>Warning #3211  
 >On at least one case, the value of the weight variable was zero, negative, or  
 >missing. Such cases are considered missing by statistical procedures which  
 >need positively weighted cases, but remain on the file and are processed by  
 >non-statistical facilities such as LIST and SAVE.

Preceding task required 17.12 seconds CPU time; 26.96 seconds elapsed.

362 0 BREAKDOWN TABLES-F33 BY YUG

There are 4,441,568 bytes of memory available.

Given workspace allows for 32,767 cells of 1 dimensions for MEANS.

8-Nov-94 \*\*\* p 1.503 ausl.jugendliche - Jugenddaten - \*\*\*  
 14:01:03 \*\*\* JUGOSLAWISCHE JUGENDLICHE \*\*\*

Summaries of F33 DAUER ARB.LOSIGKEIT  
By levels of YUG JUGOSLAWEN

| Variable              | Value | Label     | Mean    | Std Dev | Cases |
|-----------------------|-------|-----------|---------|---------|-------|
| For Entire Population |       |           |         |         |       |
|                       |       |           | 9.8981  | 10.2520 | 395   |
| YUG                   | 0     | REST      | 10.0707 | 10.3684 | 353   |
| YUG                   | 1     | TRIFFT ZU | 8.4652  | 9.2165  | 42    |

Total Cases - 3407  
Missing Cases - 3012 or 88.4 Pct

8-Nov-94 \*\*\* p 1.503 ausl.jugendliche - jugenddaten - \*\*\*  
14:01:04 \*\*\* JUGOSLAWISCHE JUGENDLICHE \*\*\*

>Warning # 3211  
>On at least one case, the value of the weight variable was zero, negative, or >missing. Such cases are considered missing by statistical procedures which >need positively weighted cases, but remain on the file and are processed by >non-statistical facilities such as LIST and SAVE.

Preceding task required 15.70 seconds CPU time; 27.03 seconds elapsed.

```
363 0 MULT RESPONSE GROUPS=F33D WIE ARB.PLATZ GEFUNDEN
364 0 (F33D1 TO F33D6(1))/
365 0 VARIABLES=YUG(0,1) /
366 0 TABLES=YUG BY F33D /
367 0 STATISTICS 1 2
```

MLT RESPONSE requires 1192 bytes of workspace for execution.

8-Nov-94 \*\*\* p 1.503 ausl.jugendliche - Jugenddaten - \*\*\*  
14:01:27 \*\*\* JUGOSLAWISCHE JUGENDLICHE \*\*\*

\*\*\* C R O S S T A B U L A T I O N \*\*\*

YUG JUGOSLAWEN  
by F33D (tabulating 1) WIE ARB.PLATZ GEFUNDEN

|                             |   | F33D     |                 |                 |                |          |          |              |
|-----------------------------|---|----------|-----------------|-----------------|----------------|----------|----------|--------------|
| Count<br>Row pct<br>Col pct |   | BEWERBUN | BETRIEBE        | VERWANDT        | BEKANNTE       | UMSCHULU | SONSTIGE | Row<br>Total |
|                             |   | GEN      | ANSCHRE<br>IBEN | E SUCHEN<br>LAS | SUCHEN<br>LASS | NG       | S        |              |
|                             |   | F33D1    | F33D2           | F33D3           | F33D4          | F33D5    | F33D6    |              |
| YUG                         | 0 | 186      | 80              | 179             | 217            | 37       | 58       | 364          |
| REST                        |   | 51.2     | 21.9            | 49.2            | 59.6           | 10.1     | 15.9     | 89.4         |
|                             |   | 86.9     | 94.6            | 93.2            | 89.0           | 98.3     | 91.0     |              |
|                             | 1 | 28       | 5               | 13              | 27             | 1        | 6        | 43           |
| TRIFFT ZU                   |   | 65.2     | 10.6            | 30.1            | 62.2           | 1.5      | 13.3     | 10.6         |
|                             |   | 13.1     | 5.4             | 6.8             | 11.0           | 1.7      | 9.0      |              |
| Column                      |   | 214      | 84              | 192             | 243            | 37       | 63       | 407          |
| Total                       |   | 52.7     | 20.7            | 47.2            | 59.8           | 9.2      | 15.6     | 100.0        |

Percents and totals based on respondents

407 valid cases; 3,000 missing cases

8-Nov-94 \*\*\* p 1.503 ausl.jugendliche - jugenddaten - \*\*\*  
14:01:28 \*\*\* JUGOSLAWISCHE JUGENDLICHE \*\*\*

>Warning § 3211  
>On at least one case, the value of the weight variable was zero, negative, or >missing. Such cases are considered missing by statistical procedures which >need positively weighted cases, but remain on the file and are processed by >non-statistical facilities such as LIST and SAVE.

Preceding task required 16.65 seconds CPU time; 22.19 seconds elapsed.

```
368 0 CROSSTABS TABLES=YUG BY F341 TO F3427 arbor famor vbock
369 0 OPTIONS 3 4
370 0 STATISTICS 1 2 3
```

There are 4,441,568 bytes of memory available.

Memory allows for 32,767 cells with 2 dimensions for general CROSSTABS.

8-Nov-94 \*\*\* p 1.503 ausl.jugendliche - jugenddaten - \*\*\*  
14:02:11 \*\*\* JUGOSLAWISCHE JUGENDLICHE \*\*\*

YUG JUGOSLAWEN by F341 ESSEN

|                             |  | F341   |        |        |        |        |        |              |
|-----------------------------|--|--------|--------|--------|--------|--------|--------|--------------|
| Count<br>Row Pct<br>Col Pct |  | NOTE 1 | NOTE 2 | NOTE 3 | NOTE 4 | NOTE 5 | NOTE 6 | Row<br>Total |
|                             |  |        |        | 1      | 2      | 3      | 4      |              |

|           |   | 1450 | 1046 | 416  | 73   | 29    | 30    | 3043  |
|-----------|---|------|------|------|------|-------|-------|-------|
| YUG       | 0 | 47.6 | 34.4 | 13.7 | 2.4  | 1.0   | 1.0   | 89.7  |
| REST      |   | 90.6 | 88.2 | 89.3 | 88.6 | 100.0 | 100.0 |       |
|           | 1 | 151  | 140  | 50   | 9    |       |       | 350   |
| TRIFFT ZU |   | 43.1 | 39.9 | 14.3 | 2.7  |       |       | 10.3  |
|           |   | 9.4  | 11.8 | 10.7 | 11.4 |       |       |       |
| Column    |   | 1601 | 1186 | 465  | 82   | 29    | 30    | 3394  |
| Total     |   | 47.2 | 34.9 | 13.7 | 2.4  | .9    | .9    | 100.0 |

| Chi-Square                                  | Value    | DF | Significance |
|---|----------|----|--------------|
| Pearson                                     | 11.10859 | 5  | .04927       |
| Likelihood Ratio                            | 17.09677 | 5  | .00432       |
| Mantel-Haenszel test for linear association | .04472   | 1  | .83251       |

Minimum Expected Frequency - 3.042  
 Cells with Expected Frequency < 5 - 2 OF 12 ( 16.7%)

| Statistic               | Value  | ASE1 | T-value | Approximate Significance |
|-------------------------|--------|------|---------|--------------------------|
| Phi                     | .05721 |      |         | .04927 *1                |
| Cramer's V              | .05721 |      |         | .04927 *1                |
| Contingency Coefficient | .05712 |      |         | .04927 *1                |

\*1 Pearson chi-square probability

Number of Missing Observations: 13

8-Nov-94 \*\*\* p 1.503 ausl.jugendliche - jugenddaten - \*\*\*  
 14:02:13 \*\*\* JUGOSLAWISCHE JUGENDLICHE \*\*\*

YUG JUGOSLAWEN by F342 KLEIDUNG

Page 1 of 1

|           |         | F342   |        |        |        |        |        |           |
|-----------|---------|--------|--------|--------|--------|--------|--------|-----------|
|           |         | NOTE 1 | NOTE 2 | NOTE 3 | NOTE 4 | NOTE 5 | NOTE 6 | Row Total |
| Count     | Row Pct | 1      | 2      | 3      | 4      | 5      | 6      |           |
| Col Pct   | Col Pct |        |        |        |        |        |        |           |
| YUG       | 0       | 1175   | 1178   | 510    | 129    | 30     | 18     | 3040      |
| REST      |         | 38.6   | 38.7   | 16.8   | 4.2    | 1.0    | .6     | 89.7      |
|           |         | 90.6   | 88.0   | 90.5   | 90.4   | 100.0  | 93.8   |           |
|           | 1       | 122    | 160    | 54     | 14     |        | 1      | 350       |
| TRIFFT ZU |         | 34.7   | 45.7   | 15.3   | 3.9    |        | .3     | 10.3      |
|           |         | 9.4    | 12.0   | 9.5    | 9.6    |        | 6.2    |           |
| Column    |         | 1296   | 1338   | 564    | 143    | 30     | 19     | 3390      |
| Total     |         | 38.2   | 39.5   | 16.6   | 4.2    | .9     | .6     | 100.0     |

| Chi-Square                                  | Value    | DF | Significance |
|---|----------|----|--------------|
| Pearson                                     | 9.42704  | 5  | .09320       |
| Likelihood Ratio                            | 12.41509 | 5  | .02952       |
| Mantel-Haenszel test for linear association | .16559   | 1  | .68406       |

Minimum Expected Frequency - 2.003  
 Cells with Expected Frequency < 5 - 2 OF 12 ( 16.7%)

| Statistic               | Value  | ASE1 | T-value | Approximate Significance |
|-------------------------|--------|------|---------|--------------------------|
| Phi                     | .05273 |      |         | .09320 *1                |
| Cramer's V              | .05273 |      |         | .09320 *1                |
| Contingency Coefficient | .05266 |      |         | .09320 *1                |

\*1 Pearson chi-square probability

Number of Missing Observations: 17

8-Nov-94 \*\*\* p 1.503 ausl.jugendliche - jugenddaten - \*\*\*  
 14:02:13 \*\*\* JUGOSLAWISCHE JUGENDLICHE \*\*\*

YUG JUGOSLAWEN by F343 FERNSEHEN

Page 1 of 1

|           |         | F343   |        |        |        |        |        |           |
|-----------|---------|--------|--------|--------|--------|--------|--------|-----------|
|           |         | NOTE 1 | NOTE 2 | NOTE 3 | NOTE 4 | NOTE 5 | NOTE 6 | Row Total |
| Count     | Row Pct | 1      | 2      | 3      | 4      | 5      | 6      |           |
| Col Pct   | Col Pct |        |        |        |        |        |        |           |
| YUG       | 0       | 550    | 895    | 982    | 392    | 136    | 80     | 3035      |
| REST      |         | 18.1   | 29.5   | 32.4   | 12.9   | 4.5    | 2.6    | 89.7      |
|           |         | 89.4   | 86.6   | 90.7   | 91.6   | 95.2   | 96.4   |           |
|           | 1       | 65     | 139    | 100    | 36     | 7      | 3      | 350       |
| TRIFFT ZU |         | 18.7   | 39.7   | 28.6   | 10.3   | 2.0    | .9     | 10.3      |
|           |         | 10.6   | 13.4   | 9.3    | 8.4    | 4.8    | 3.6    |           |
| Column    |         | 616    | 1034   | 1082   | 428    | 143    | 83     | 3385      |

|   |              |      |           |                     |     |     |       |
|---|--------------|------|-----------|---------------------|-----|-----|-------|
| Total                                       | 18.2         | 30.5 | 32.0      | 12.6                | 4.2 | 2.4 | 100.0 |
| <b>Chi-Square</b>                           | <b>Value</b> |      | <b>DF</b> | <b>Significance</b> |     |     |       |
| Pearson                                     | 22.51941     |      | 5         | .00042              |     |     |       |
| Likelihood Ratio                            | 24.10524     |      | 5         | .00021              |     |     |       |
| Mantel-Haenszel test for linear association | 13.13383     |      | 1         | .00029              |     |     |       |
| Minimum Expected Frequency -                | 8.576        |      |           |                     |     |     |       |

|                         |              |             |                |                                 |
|-------------------------|--------------|-------------|----------------|---------------------------------|
| <b>Statistic</b>        | <b>Value</b> | <b>ASE1</b> | <b>T-value</b> | <b>Approximate Significance</b> |
| Phi                     | .08156       |             |                | .00042 *1                       |
| Cramer's V              | .08156       |             |                | .00042 *1                       |
| Contingency Coefficient | .08129       |             |                | .00042 *1                       |

\*1 Pearson chi-square probability

Number of Missing Observations: 22

8-Nov-94 \*\*\* p 1.503 ausl.jugendliche - Jugenddaten - \*\*\*  
 14:02:14 \*\*\* JUGOSLAWISCHE JUGENDLICHE \*\*\*

YUG JUGOSLAWEN by F344 BERUFSAUSBILDUNG

Page 1 of 1

|              |         | F344   |        |        |        |        |        |           |
|--------------|---------|--------|--------|--------|--------|--------|--------|-----------|
| Count        | Row Pct | NOTE 1 | NOTE 2 | NOTE 3 | NOTE 4 | NOTE 5 | NOTE 6 | Row Total |
| Col Pct      |         | 1      | 2      | 3      | 4      | 5      | 6      |           |
| <b>YUG</b>   |         |        |        |        |        |        |        |           |
| 0            |         | 1359   | 760    | 395    | 272    | 112    | 122    | 3020      |
| REST         |         | 45.0   | 25.2   | 13.1   | 9.0    | 3.7    | 4.0    | 89.6      |
|              |         | 91.2   | 88.0   | 86.2   | 92.3   | 87.8   | 90.3   |           |
| 1            |         | 132    | 104    | 63     | 23     | 16     | 13     | 350       |
| TRIFFT ZU    |         | 37.6   | 29.7   | 18.0   | 6.5    | 4.5    | 3.7    | 10.4      |
|              |         | 8.8    | 12.0   | 13.8   | 7.7    | 12.2   | 9.7    |           |
| Column Total |         | 1491   | 864    | 458    | 295    | 128    | 135    | 3370      |
| Total        |         | 44.2   | 25.6   | 13.6   | 8.7    | 3.8    | 4.0    | 100.0     |

|   |              |           |                     |
|---|--------------|-----------|---------------------|
| <b>Chi-Square</b>                           | <b>Value</b> | <b>DF</b> | <b>Significance</b> |
| Pearson                                     | 14.72235     | 5         | .01162              |
| Likelihood Ratio                            | 14.51541     | 5         | .01265              |
| Mantel-Haenszel test for linear association | 1.14152      | 1         | .28533              |

Minimum Expected Frequency - 13.320

|                         |              |             |                |                                 |
|-------------------------|--------------|-------------|----------------|---------------------------------|
| <b>Statistic</b>        | <b>Value</b> | <b>ASE1</b> | <b>T-value</b> | <b>Approximate Significance</b> |
| Phi                     | .06610       |             |                | .01162 *1                       |
| Cramer's V              | .06610       |             |                | .01162 *1                       |
| Contingency Coefficient | .06595       |             |                | .01162 *1                       |

\*1 Pearson chi-square probability

Number of Missing Observations: 37

8-Nov-94 \*\*\* p 1.503 ausl.jugendliche - Jugenddaten - \*\*\*  
 14:02:14 \*\*\* JUGOSLAWISCHE JUGENDLICHE \*\*\*

YUG JUGOSLAWEN by F345 FREUNDE

Page 1 of 1

|              |         | F345   |        |        |        |        |        |           |
|--------------|---------|--------|--------|--------|--------|--------|--------|-----------|
| Count        | Row Pct | NOTE 1 | NOTE 2 | NOTE 3 | NOTE 4 | NOTE 5 | NOTE 6 | Row Total |
| Col Pct      |         | 1      | 2      | 3      | 4      | 5      | 6      |           |
| <b>YUG</b>   |         |        |        |        |        |        |        |           |
| 0            |         | 1177   | 1230   | 444    | 125    | 42     | 18     | 3035      |
| REST         |         | 38.8   | 40.5   | 14.6   | 4.1    | 1.4    | .6     | 89.7      |
|              |         | 90.1   | 89.1   | 89.0   | 90.9   | 94.4   | 100.0  |           |
| 1            |         | 129    | 150    | 55     | 13     |        |        | 348       |
| TRIFFT ZU    |         | 37.0   | 43.0   | 15.8   | 3.6    |        |        | 10.3      |
|              |         | 9.9    | 10.9   | 11.0   | 9.1    |        |        |           |
| Column Total |         | 1306   | 1380   | 499    | 137    | 44     | 18     | 3384      |
| Total        |         | 38.6   | 40.8   | 14.7   | 4.1    | 1.3    | .5     | 100.0     |

|   |              |           |                     |
|---|--------------|-----------|---------------------|
| <b>Chi-Square</b>                           | <b>Value</b> | <b>DF</b> | <b>Significance</b> |
| Pearson                                     | 4.31674      | 5         | .50477              |
| Likelihood Ratio                            | 6.33550      | 5         | .27493              |
| Mantel-Haenszel test for linear association | .21245       | 1         | .64485              |

Minimum Expected Frequency - 1.838  
 Cells with Expected Frequency < 5 - 2 OF 12 ( 16.7%)



| Statistic               | Value  | ASE1 | T-value | Approximate Significance |
|-------------------------|--------|------|---------|--------------------------|
| Phi                     | .03572 |      |         | .50477 *1                |
| Cramer's V              | .03572 |      |         | .50477 *1                |
| Contingency Coefficient | .03569 |      |         | .50477 *1                |

\*1 Pearson chi-square probability

Number of Missing Observations: 23

8-Nov-94 \*\*\* p 1.503 ausl.jugendliche - Jugenddaten - \*\*\*  
 14:02:15 \*\*\* JUGOSLAWISCHE JUGENDLICHE \*\*\*

YUG JUGOSLAWEN by F346 MOPED, AUTO

Page 1 of 1

|              |         | F346   |        |        |        |        |        |           |
|--------------|---------|--------|--------|--------|--------|--------|--------|-----------|
|              |         | NOTE 1 | NOTE 2 | NOTE 3 | NOTE 4 | NOTE 5 | NOTE 6 | Row Total |
| Count        | Row Pct |        |        |        |        |        |        | Col Pct   |
| YUG          | 0       | 626    | 755    | 701    | 436    | 255    | 256    | 3030      |
| REST         |         | 20.7   | 24.9   | 23.1   | 14.4   | 8.4    | 8.5    | 89.6      |
|              |         | 89.1   | 89.3   | 88.5   | 90.1   | 90.1   | 93.9   |           |
| TRIFFT ZU    | 1       | 77     | 90     | 91     | 48     | 28     | 17     | 350       |
|              |         | 21.9   | 25.8   | 25.9   | 13.7   | 8.0    | 4.7    | 10.4      |
|              |         | 10.9   | 10.7   | 11.5   | 9.9    | 9.9    | 6.1    |           |
| Column Total |         | 703    | 845    | 792    | 484    | 283    | 273    | 3381      |
|              |         | 20.8   | 25.0   | 23.4   | 14.3   | 8.4    | 8.1    | 100.0     |

| Chi-Square                                  | Value   | DF | Significance |
|---|---------|----|--------------|
| Pearson                                     | 6.94647 | 5  | .22465       |
| Likelihood Ratio                            | 7.76186 | 5  | .16986       |
| Mantel-Haenszel test for linear association | 3.57123 | 1  | .05879       |

Minimum Expected Frequency - 28.271

| Statistic               | Value  | ASE1 | T-value | Approximate Significance |
|-------------------------|--------|------|---------|--------------------------|
| Phi                     | .04533 |      |         | .22465 *1                |
| Cramer's V              | .04533 |      |         | .22465 *1                |
| Contingency Coefficient | .04528 |      |         | .22465 *1                |

\*1 Pearson chi-square probability

Number of Missing Observations: 26

8-Nov-94 \*\*\* p 1.503 ausl.jugendliche - jugenddaten - \*\*  
 14:02:15 \*\*\* JUGOSLAWISCHE JUGENDLICHE \*\*

YUG JUGOSLAWEN by F347 ZEITSCHRIFTEN

Page 1 of 1

|              |         | F347   |        |        |        |        |        |           |
|--------------|---------|--------|--------|--------|--------|--------|--------|-----------|
|              |         | NOTE 1 | NOTE 2 | NOTE 3 | NOTE 4 | NOTE 5 | NOTE 6 | Row Total |
| Count        | Row Pct |        |        |        |        |        |        | Col Pct   |
| YUG          | 0       | 221    | 466    | 721    | 677    | 401    | 534    | 3020      |
| REST         |         | 7.3    | 15.4   | 23.9   | 22.4   | 13.3   | 17.7   | 89.6      |
|              |         | 89.9   | 89.8   | 88.7   | 88.7   | 91.9   | 90.3   |           |
| TRIFFT ZU    | 1       | 25     | 53     | 91     | 87     | 35     | 58     | 349       |
|              |         | 7.1    | 15.2   | 26.2   | 24.8   | 10.1   | 16.5   | 10.4      |
|              |         | 10.1   | 10.2   | 11.3   | 11.3   | 8.1    | 9.7    |           |
| Column Total |         | 246    | 519    | 813    | 764    | 436    | 592    | 3370      |
|              |         | 7.3    | 15.4   | 24.1   | 22.7   | 12.9   | 17.6   | 100.0     |

| Chi-Square                                  | Value   | DF | Significance |
|---|---------|----|--------------|
| Pearson                                     | 4.17872 | 5  | .52398       |
| Likelihood Ratio                            | 4.31767 | 5  | .50464       |
| Mantel-Haenszel test for linear association | .63530  | 1  | .42542       |

Minimum Expected Frequency - 25.505

| Statistic               | Value  | ASE1 | T-value | Approximate Significance |
|-------------------------|--------|------|---------|--------------------------|
| Phi                     | .03522 |      |         | .52398 *1                |
| Cramer's V              | .03522 |      |         | .52398 *1                |
| Contingency Coefficient | .03519 |      |         | .52398 *1                |

\*1 Pearson chi-square probability

Number of Missing Observations: 37

8-Nov-94 \*\*\* p 1.503 ausl.jugendliche - Jugenddaten \* \*\*\*  
 14:02:16 \*\*\* JUGOSLAWISCHE JUGENDLICHE \*\*\*

YUG JUGOSLAWEN by F348 GELD

Page 1 of 1

|           |         | F348   |        |        |        |        |        |           |
|-----------|---------|--------|--------|--------|--------|--------|--------|-----------|
| Count     | Row Pct | NOTE 1 | NOTE 2 | NOTE 3 | NOTE 4 | NOTE 5 | NOTE 6 | Row Total |
| Col Pct   |         | 1      | 2      | 3      | 4      | 5      | 6      |           |
| YUG       |         |        |        |        |        |        |        |           |
| 0         |         | 1420   | 1031   | 399    | 122    | 35     | 23     | 3029      |
| REST      |         | 46.9   | 34.0   | 13.2   | 4.0    | 1.1    | .8     | 89.6      |
|           |         | 92.4   | 86.0   | 88.8   | 93.3   | 89.9   | 86.6   |           |
| 1         |         | 116    | 167    | 50     | 9      | 4      | 4      | 350       |
| TRIFFT ZU |         | 33.2   | 47.8   | 14.4   | 2.5    | 1.1    | 1.0    | 10.4      |
|           |         | 7.6    | 14.0   | 11.2   | 6.7    | 10.1   | 13.4   |           |
| Column    |         | 1536   | 1198   | 449    | 130    | 39     | 27     | 3379      |
| Total     |         | 45.5   | 35.5   | 13.3   | 3.9    | 1.1    | .8     | 100.0     |

| Chi-Square                                  | Value    | DF | Significance |
|---|----------|----|--------------|
| Pearson                                     | 32.13157 | 5  | .00001       |
| Likelihood Ratio                            | 32.07192 | 5  | .00001       |
| Mantel-Haenszel test for linear association | 5.40912  | 1  | .02003       |

Minimum Expected Frequency - 2.765  
 Cells with Expected Frequency < 5 - 2 OF 12 ( 16.7%)

| Statistic               | Value  | ASE1 | T-value | Approximate Significance |
|-------------------------|--------|------|---------|--------------------------|
| Phi                     | .09751 |      |         | .00001 *1                |
| Cramer's V              | .09751 |      |         | .00001 *1                |
| Contingency Coefficient | .09705 |      |         | .00001 *1                |

\*1 Pearson chi-square probability

Number of Missing Observations: 28

8-Nov-94 \*\*\* p 1.503 ausl.jugendliche - Jugenddaten - \*\*\*  
 14:02:16 \*\*\* JUGOSLAWISCHE JUGENDLICHE \*\*\*

YUG JUGOSLAWEN by F349 SPORT

Page 1 of 1

|           |         | F349   |        |        |        |        |        |           |
|-----------|---------|--------|--------|--------|--------|--------|--------|-----------|
| Count     | Row Pct | NOTE 1 | NOTE 2 | NOTE 3 | NOTE 4 | NOTE 5 | NOTE 6 | Row Total |
| Col Pct   |         | 1      | 2      | 3      | 4      | 5      | 6      |           |
| YUG       |         |        |        |        |        |        |        |           |
| 0         |         | 863    | 912    | 664    | 314    | 136    | 146    | 3035      |
| REST      |         | 28.4   | 30.1   | 21.9   | 10.3   | 4.5    | 4.8    | 89.7      |
|           |         | 91.1   | 88.8   | 88.3   | 89.9   | 90.2   | 91.8   |           |
| 1         |         | 85     | 115    | 88     | 35     | 15     | 13     | 350       |
| TRIFFT ZU |         | 24.2   | 32.8   | 25.1   | 10.0   | 4.2    | 3.7    | 10.3      |
|           |         | 8.9    | 11.2   | 11.7   | 10.1   | 9.8    | 8.2    |           |
| Column    |         | 948    | 1027   | 752    | 349    | 150    | 159    | 3385      |
| Total     |         | 28.0   | 30.3   | 22.2   | 10.3   | 4.4    | 4.7    | 100.0     |

| Chi-Square                                  | Value   | DF | Significance |
|---|---------|----|--------------|
| Pearson                                     | 5.17882 | 5  | .39445       |
| Likelihood Ratio                            | 5.25686 | 5  | .38534       |
| Mantel-Haenszel test for linear association | .04550  | 1  | .83109       |

Minimum Expected Frequency - 15.564

| Statistic               | Value  | ASE1 | T-value | Approximate Significance |
|-------------------------|--------|------|---------|--------------------------|
| Phi                     | .03911 |      |         | .39445 *1                |
| Cramer's V              | .03911 |      |         | .39445 *1                |
| Contingency Coefficient | .03908 |      |         | .39445 *1                |

\*1 Pearson chi-square probability

Number of Missing Observations: 22

8-Nov-94 \*\*\* p 1.503 ausl.jugendliche - Jugenddaten - \*\*\*  
 14:02:17 \*\*\* JUGOSLAWISCHE JUGENDLICHE \*\*\*

YUG JUGOSLAWEN by F3410 FAMILIE

Page 1 of 1

|              |         | F3410  |        |        |        |        |        | Row Total |
|--------------|---------|--------|--------|--------|--------|--------|--------|-----------|
| Count        | Row Pct | NOTE 1 | NOTE 2 | NOTE 3 | NOTE 4 | NOTE 5 | NOTE 6 |           |
| Col Pct      | Col Pct | 1      | 2      | 3      | 4      | 5      | 6      |           |
| YUG          | 0       | 1619   | 816    | 340    | 144    | 60     | 56     | 3035      |
| REST         |         | 53.3   | 26.9   | 11.2   | 4.8    | 2.0    | 1.8    | 89.7      |
|              |         | 92.6   | 87.9   | 85.8   | 79.2   | 88.8   | 90.7   |           |
| TRIFFT ZU    | 1       | 129    | 112    | 56     | 38     | 8      | 6      | 349       |
|              |         | 37.0   | 32.2   | 16.1   | 10.9   | 2.2    | 1.6    | 10.3      |
|              |         | 7.4    | 12.1   | 14.2   | 20.8   | 11.2   | 9.3    |           |
| Column Total |         | 1748   | 928    | 396    | 182    | 68     | 61     | 3384      |
|              |         | 51.7   | 27.4   | 11.7   | 5.4    | 2.0    | 1.8    | 100.0     |

| Chi-Square                                  | Value    | DF | Significance |
|---|----------|----|--------------|
| Pearson                                     | 47.41205 | 5  | .00000       |
| Likelihood Ratio                            | 43.88638 | 5  | .00000       |
| Mantel-Haenszel test for linear association | 26.56632 | 1  | .00000       |

Minimum Expected Frequency - 6.335

| Statistic               | Value  | ASE1 | T-value | Approximate Significance |
|-------------------------|--------|------|---------|--------------------------|
| Phi                     | .11837 |      |         | .00000 *1                |
| Cramer's V              | .11837 |      |         | .00000 *1                |
| Contingency Coefficient | .11755 |      |         | .00000 *1                |

\*1 Pearson chi-square probability

Number of Missing Observations: 23

8-Nov-94 \*\*\* p 1.503 ausl.jugendliche - jugenddaten - \*\*\*  
14:02:17 \*\*\* JUGOSLAWISCHE JUGENDLICHE \*\*\*

YUG JUGOSLAWEN by F3411 ARBEIT

Page 1 of 1

|              |         | F3411  |        |        |        |        |        | Row Total |
|--------------|---------|--------|--------|--------|--------|--------|--------|-----------|
| Count        | Row Pct | NOTE 1 | NOTE 2 | NOTE 3 | NOTE 4 | NOTE 5 | NOTE 6 |           |
| Col Pct      | Col Pct | 1      | 2      | 3      | 4      | 5      | 6      |           |
| YUG          | 0       | 1339   | 881    | 437    | 201    | 82     | 91     | 3030      |
| REST         |         | 44.2   | 29.1   | 14.4   | 6.6    | 2.7    | 3.0    | 89.6      |
|              |         | 92.3   | 86.9   | 86.6   | 88.4   | 92.5   | 94.9   |           |
| TRIFFT ZU    | 1       | 112    | 133    | 67     | 26     | 7      | 5      | 350       |
|              |         | 31.9   | 38.1   | 19.2   | 7.5    | 1.9    | 1.4    | 10.4      |
|              |         | 7.7    | 13.1   | 13.4   | 11.6   | 7.5    | 5.1    |           |
| Column Total |         | 1450   | 1015   | 504    | 227    | 89     | 96     | 3380      |
|              |         | 42.9   | 30.0   | 14.9   | 6.7    | 2.6    | 2.8    | 100.0     |

| Chi-Square                                  | Value    | DF | Significance |
|---|----------|----|--------------|
| Pearson                                     | 28.38631 | 5  | .00003       |
| Likelihood Ratio                            | 29.05620 | 5  | .00002       |
| Mantel-Haenszel test for linear association | 2.04950  | 1  | .15226       |

Minimum Expected Frequency - 9.192

| Statistic               | Value  | ASE1 | T-value | Approximate Significance |
|-------------------------|--------|------|---------|--------------------------|
| Phi                     | .09164 |      |         | .00003 *1                |
| Cramer's V              | .09164 |      |         | .00003 *1                |
| Contingency Coefficient | .09125 |      |         | .00003 *1                |

\*1 Pearson chi-square probability

Number of Missing Observations: 27

8-Nov-94 \*\*\* p 1.503 ausl.jugendliche - Jugenddaten - \*\*\*  
14:02:18 \*\*\* JUGOSLAWISCHE JUGENDLICHE \*\*\*

YUG JUGOSLAWEN by F3412 DISKOTHEK

Page 1 of 1

|           |         | F3412  |        |        |        |        |        | Row Total |
|-----------|---------|--------|--------|--------|--------|--------|--------|-----------|
| Count     | Row Pct | NOTE 1 | NOTE 2 | NOTE 3 | NOTE 4 | NOTE 5 | NOTE 6 |           |
| Col Pct   | Col Pct | 1      | 2      | 3      | 4      | 5      | 6      |           |
| YUG       | 0       | 283    | 513    | 670    | 575    | 395    | 579    | 3014      |
| REST      |         | 9.4    | 17.0   | 22.2   | 19.1   | 13.1   | 19.2   | 89.6      |
|           |         | 89.5   | 83.1   | 86.9   | 91.2   | 93.7   | 95.4   |           |
| TRIFFT ZU | 1       | 33     | 104    | 101    | 55     | 27     | 28     | 348       |
|           |         | 9.5    | 29.9   | 28.9   | 15.9   | 7.7    | 8.1    | 10.4      |

|        |      |      |      |      |      |      |       |
|--------|------|------|------|------|------|------|-------|
|        | 10.5 | 16.9 | 13.1 | 8.8  | 6.3  | 4.6  |       |
| Column | 316  | 617  | 770  | 631  | 422  | 607  | 3363  |
| Total  | 9.4  | 18.3 | 22.9 | 18.8 | 12.5 | 18.1 | 100.0 |

| Chi-Square                                  | Value    | DF | Significance |
|---|----------|----|--------------|
| Pearson                                     | 64.81293 | 5  | .00000       |
| Likelihood Ratio                            | 66.46399 | 5  | .00000       |
| Mantel-Haenszel test for linear association | 45.65831 | 1  | .00000       |

Minimum Expected Frequency - 32.720

| Statistic               | Value  | ASE1 | T-value | Approximate Significance |
|-------------------------|--------|------|---------|--------------------------|
| Phi                     | .13883 |      |         | .00000 *1                |
| Cramer's V              | .13883 |      |         | .00000 *1                |
| Contingency Coefficient | .13751 |      |         | .00000 *1                |

\*1 Pearson chi-square probability

Number of Missing Observations: 44

8-Nov-94 \*\*\* p 1.503 ausl.jugendliche - Jugenddaten - \*\*\*  
14:02:18 \*\*\* JUGOSLAWISCHE JUGENDLICHE \*\*\*

YUG JUGOSLAWEN by F3413 POLITISCHE BETAETIGUNG

F3413 Page 1 of 1

| Count        | NOTE 1 | NOTE 2 | NOTE 3 | NOTE 4 | NOTE 5 | NOTE 6 | Row Total |
|--------------|--------|--------|--------|--------|--------|--------|-----------|
| YUG          | 1      | 2      | 3      | 4      | 5      | 6      | 3024      |
| REST         | 158    | 404    | 504    | 510    | 555    | 892    | 3024      |
|              | 5.2    | 13.4   | 16.7   | 16.9   | 18.4   | 29.5   | 89.7      |
|              | 98.5   | 93.0   | 90.2   | 89.4   | 84.8   | 90.0   |           |
| TRIFFT ZU    | 2      | 31     | 55     | 61     | 100    | 99     | 347       |
|              | .7     | 8.8    | 15.9   | 17.5   | 28.7   | 28.4   | 10.3      |
|              | 1.5    | 7.0    | 9.8    | 10.6   | 15.2   | 10.0   |           |
| Column Total | 161    | 435    | 560    | 570    | 655    | 991    | 3371      |
|              | 4.8    | 12.9   | 16.6   | 16.9   | 19.4   | 29.4   | 100.0     |

| Chi-Square                                  | Value    | DF | Significance |
|---|----------|----|--------------|
| Pearson                                     | 35.98612 | 5  | .00000       |
| Likelihood Ratio                            | 41.33574 | 5  | .00000       |
| Mantel-Haenszel test for linear association | 12.90622 | 1  | .00033       |

Minimum Expected Frequency - 16.541

| Statistic               | Value  | ASE1 | T-value | Approximate Significance |
|-------------------------|--------|------|---------|--------------------------|
| Phi                     | .10332 |      |         | .00000 *1                |
| Cramer's V              | .10332 |      |         | .00000 *1                |
| Contingency Coefficient | .10278 |      |         | .00000 *1                |

\*1 Pearson chi-square probability

Number of Missing Observations: 36

8-Nov-94 \*\*\* p 1.503 ausl.jugendliche - Jugenddaten - \*\*\*  
14:02:19 \*\*\* JUGOSLAWISCHE JUGENDLICHE \*\*\*

YUG JUGOSLAWEN by F3414 FREUND-FREUNDIN

F3414 Page 1 of 1

| Count        | NOTE 1 | NOTE 2 | NOTE 3 | NOTE 4 | NOTE 5 | NOTE 6 | Row Total |
|--------------|--------|--------|--------|--------|--------|--------|-----------|
| YUG          | 1      | 2      | 3      | 4      | 5      | 6      | 3020      |
| REST         | 1003   | 1106   | 489    | 208    | 84     | 131    | 3020      |
|              | 33.2   | 36.6   | 16.2   | 6.9    |        | 4.3    | 89.6      |
|              | 90.5   | 89.0   | 87.2   | 90.1   |        | 92.9   |           |
| TRIFFT ZU    | 106    | 136    | 71     | 23     |        | 10     | 350       |
|              | 30.2   | 38.9   | 20.4   | 6.6    |        | 2.8    | 10.4      |
|              | 9.5    | 11.0   | 12.8   | 9.9    | 4.2    | 7.1    |           |
| Column Total | 1109   | 1242   | 560    | 231    | 87     | 141    | 3370      |
|              | 32.9   | 36.8   | 16.6   | 6.9    | 2.6    | 4.2    | 100.0     |

| Chi-Square                                  | Value    | DF | Significance |
|---|----------|----|--------------|
| Pearson                                     | 10.05253 | 5  | .07376       |
| Likelihood Ratio                            | 11.00424 | 5  | .05130       |
| Mantel-Haenszel test for linear association | .39174   | 1  | .53139       |

Minimum Expected Frequency - 9.038

| Statistic               | Value  | ASE1 | T-value | Approximate Significance |
|-------------------------|--------|------|---------|--------------------------|
| Phi                     | .05462 |      |         | .07376 *1                |
| Cramer's V              | .05462 |      |         | .07376 *1                |
| Contingency Coefficient | .05453 |      |         | .07376 *1                |

\*1 Pearson chi-square probability

Number of Missing Observations: 37

8-Nov-94 \*\*\* p 1.503 ausl.jugendliche - Jugenddaten - \*\*\*  
 14:02:19 \*\*\* JUGOSLAWISCHE JUGENDLICHE \*\*\*

YUG JUGOSLAWEN by F3415 LESEN

Page 1 of 1

|              |         | F3415  |        |        |        |        |        |           |
|--------------|---------|--------|--------|--------|--------|--------|--------|-----------|
| Count        | Row Pct | NOTE 1 | NOTE 2 | NOTE 3 | NOTE 4 | NOTE 5 | NOTE 6 | Row Total |
| Col Pct      |         | 1      | 2      | 3      | 4      | 5      | 6      |           |
| YUG          |         |        |        |        |        |        |        |           |
| 0            |         | 555    | 862    | 828    | 453    | 214    | 113    | 3024      |
| REST         |         | 18.3   | 28.5   | 27.4   | 15.0   | 7.1    | 3.7    | 89.6      |
|              |         | 92.9   | 89.2   | 88.1   | 89.9   | 89.2   | 88.4   |           |
| 1            |         | 43     | 104    | 112    | 51     | 26     | 15     | 350       |
| TRIFFT ZU    |         | 12.2   | 29.7   | 32.0   | 14.5   | 7.4    | 4.2    | 10.4      |
|              |         | 7.1    | 10.8   | 11.9   | 10.1   | 10.8   | 11.6   |           |
| Column Total |         | 597    | 966    | 940    | 503    | 240    | 128    | 3374      |
|              |         | 17.7   | 28.6   | 27.9   | 14.9   | 7.1    | 3.8    | 100.0     |

| Chi-Square                                  | Value    | DF | Significance |
|---|----------|----|--------------|
| Pearson                                     | 9.67924  | 5  | .08485       |
| Likelihood Ratio                            | 10.32487 | 5  | .06654       |
| Mantel-Haenszel test for linear association | 3.01223  | 1  | .08264       |

Minimum Expected Frequency - 13.275

| Statistic               | Value  | ASE1 | T-value | Approximate Significance |
|-------------------------|--------|------|---------|--------------------------|
| Phi                     | .05356 |      |         | .08485 *1                |
| Cramer's V              | .05356 |      |         | .08485 *1                |
| Contingency Coefficient | .05348 |      |         | .08485 *1                |

\*1 Pearson chi-square probability

Number of Missing Observations: 33

8-Nov-94 \*\*\* p 1.503 ausl.jugendliche - Jugenddaten - \*\*\*  
 14:02:20 \*\*\* JUGOSLAWISCHE JUGENDLICHE \*\*\*

YUG JUGOSLAWEN by F3416 KINO

Page 1 of 1

|              |         | F3416  |        |        |        |        |        |           |
|--------------|---------|--------|--------|--------|--------|--------|--------|-----------|
| Count        | Row Pct | NOTE 1 | NOTE 2 | NOTE 3 | NOTE 4 | NOTE 5 | NOTE 6 | Row Total |
| Col Pct      |         | 1      | 2      | 3      | 4      | 5      | 6      |           |
| YUG          |         |        |        |        |        |        |        |           |
| 0            |         | 298    | 708    | 918    | 556    | 321    | 223    | 3024      |
| REST         |         | 9.9    | 23.4   | 30.4   | 18.4   | 10.6   | 7.4    | 89.6      |
|              |         | 91.9   | 85.6   | 88.9   | 90.4   | 93.6   | 95.9   |           |
| 1            |         | 26     | 119    | 114    | 59     | 22     | 10     | 350       |
| TRIFFT ZU    |         | 7.5    | 34.1   | 32.6   | 16.8   | 6.3    | 2.8    | 10.4      |
|              |         | 8.1    | 14.4   | 11.1   | 9.6    | 6.4    | 4.1    |           |
| Column Total |         | 324    | 827    | 1032   | 615    | 343    | 233    | 3375      |
|              |         | 9.6    | 24.5   | 30.6   | 18.2   | 10.2   | 6.9    | 100.0     |

| Chi-Square                                  | Value    | DF | Significance |
|---|----------|----|--------------|
| Pearson                                     | 33.01630 | 5  | .00000       |
| Likelihood Ratio                            | 35.14642 | 5  | .00000       |
| Mantel-Haenszel test for linear association | 15.58664 | 1  | .00008       |

Minimum Expected Frequency - 24.169

| Statistic               | Value  | ASE1 | T-value | Approximate Significance |
|-------------------------|--------|------|---------|--------------------------|
| Phi                     | .09891 |      |         | .00000 *1                |
| Cramer's V              | .09891 |      |         | .00000 *1                |
| Contingency Coefficient | .09843 |      |         | .00000 *1                |

\*1 Pearson chi-square probability

Number of Missing Observations: 32

8-Nov-94 \*\*\* p 1.503 ausl.jugendliche - Jugenddaten - \*\*\*  
 14:02:20 \*\*\* JUGOSLAWISCHE JUGENDLICHE \*\*\*

YUG JUGOSLAWEN by F3417 SICH UNTERHALTEN

F3417 Page 1 of 1

|              |   | NOTE 1 | NOTE 2 | NOTE 3 | NOTE 4 | NOTE 5 | NOTE 6 | Row Total |
|--------------|---|--------|--------|--------|--------|--------|--------|-----------|
| YUG          | 0 | 986    | 1316   | 473    | 135    | 71     | 42     | 3023      |
|              |   | 32.6   | 43.5   | 15.7   | 4.5    | 2.3    | 1.4    | 89.6      |
|              |   | 90.9   | 89.2   | 86.3   | 90.7   | 99.1   | 91.4   |           |
|              | 1 | 98     | 159    | 75     | 14     | 1      | 4      | 350       |
|              |   | 28.0   | 45.3   | 21.4   | 3.9    | .2     | 1.1    | 10.4      |
|              |   | 9.1    | 10.8   | 13.7   | 9.3    | .9     | 8.6    |           |
| Column Total |   | 1084   | 1475   | 548    | 148    | 71     | 46     | 3373      |
|              |   | 32.1   | 43.7   | 16.3   | 4.4    | 2.1    | 1.4    | 100.0     |

| Chi-Square                                  | Value    | DF | Significance |
|---|----------|----|--------------|
| Pearson                                     | 15.99046 | 5  | .00687       |
| Likelihood Ratio                            | 19.77998 | 5  | .00137       |
| Mantel-Haenszel test for linear association | .09305   | 1  | .76034       |

Minimum Expected Frequency - 4.771  
 Cells with Expected Frequency < 5 - 1 OF 12 ( 8.3%)

| Statistic               | Value  | ASE1 | T-value | Approximate Significance |
|-------------------------|--------|------|---------|--------------------------|
| Phi                     | .06885 |      |         | .00687 *1                |
| Cramer's V              | .06885 |      |         | .00687 *1                |
| Contingency Coefficient | .06869 |      |         | .00687 *1                |

\*1 Pearson chi-square probability

Number of Missing Observations: 34

8-Nov-94 \*\*\* p 1.503 ausl.jugendliche - Jugenddaten - \*\*\*  
 14:02:21 \*\*\* JUGOSLAWISCHE JUGENDLICHE \*\*\*

YUG JUGOSLAWEN by F3418 VIDEO

F3418 Page 1 of 1

|              |   | NOTE 1 | NOTE 2 | NOTE 3 | NOTE 4 | NOTE 5 | NOTE 6 | Row Total |
|--------------|---|--------|--------|--------|--------|--------|--------|-----------|
| YUG          | 0 | 327    | 584    | 740    | 619    | 358    | 397    | 3026      |
|              |   | 10.8   | 19.3   | 24.5   | 20.4   | 11.8   | 13.1   | 89.6      |
|              |   | 91.0   | 88.1   | 87.9   | 91.6   | 89.0   | 91.9   |           |
|              | 1 | 32     | 79     | 102    | 57     | 44     | 35     | 350       |
|              |   | 9.2    | 22.6   | 29.2   | 16.3   | 12.7   | 10.1   | 10.4      |
|              |   | 9.0    | 11.9   | 12.1   | 8.4    | 11.0   | 8.1    |           |
| Column Total |   | 360    | 663    | 843    | 676    | 403    | 432    | 3376      |
|              |   | 10.7   | 19.6   | 25.0   | 20.0   | 11.9   | 12.8   | 100.0     |

| Chi-Square                                  | Value    | DF | Significance |
|---|----------|----|--------------|
| Pearson                                     | 10.53092 | 5  | .06152       |
| Likelihood Ratio                            | 10.69008 | 5  | .05788       |
| Mantel-Haenszel test for linear association | 1.92843  | 1  | .16493       |

Minimum Expected Frequency - 37.303

| Statistic               | Value  | ASE1 | T-value | Approximate Significance |
|-------------------------|--------|------|---------|--------------------------|
| Phi                     | .05585 |      |         | .06152 *1                |
| Cramer's V              | .05585 |      |         | .06152 *1                |
| Contingency Coefficient | .05576 |      |         | .06152 *1                |

\*1 Pearson chi-square probability

Number of Missing Observations: 31

8-Nov-94 \*\*\* p 1.503 ausl.jugendliche - Jugenddaten - \*\*\*  
 14:02:21 \*\*\* JUGOSLAWISCHE JUGENDLICHE \*\*\*

F3419 Page 1 of 1

| Count<br>Row Pct<br>Col Pct | NOTE   |        |        |        |        |        | Row<br>Total |
|-----------------------------|--------|--------|--------|--------|--------|--------|--------------|
|                             | NOTE 1 | NOTE 2 | NOTE 3 | NOTE 4 | NOTE 5 | NOTE 6 |              |
|                             | 1      | 2      | 3      | 4      | 5      | 6      |              |
| YUG                         | -----  |        |        |        |        |        |              |
| 0                           | 266    | 467    | 543    | 491    | 442    | 816    | 3025         |
| REST                        | 8.8    | 15.4   | 17.9   | 16.2   | 14.6   | 27.0   | 89.6         |
|                             | 89.2   | 91.4   | 87.1   | 90.1   | 88.4   | 90.9   |              |
| 1                           | 32     | 44     | 80     | 54     | 58     | 82     | 350          |
| TRIFFT ZU                   | 9.2    | 12.6   | 22.9   | 15.4   | 16.6   | 23.4   | 10.4         |
|                             | 10.8   | 8.6    | 12.9   | 9.9    | 11.6   | 9.1    |              |
| Column<br>Total             | 299    | 512    | 623    | 545    | 500    | 898    | 3376         |
|                             | 8.8    | 15.2   | 18.5   | 16.1   | 14.8   | 26.6   | 100.0        |

| Chi-Square                                  | Value   | DF | Significance |
|---|---------|----|--------------|
| Pearson                                     | 8.49626 | 5  | .13092       |
| Likelihood Ratio                            | 8.34990 | 5  | .13798       |
| Mantel-Haenszel test for linear association | .36435  | 1  | .54610       |

Minimum Expected Frequency - 30.986

| Statistic               | Value  | ASE1 | T-value | Approximate Significance |
|-------------------------|--------|------|---------|--------------------------|
| Phi                     | .05017 |      |         | .13092 *1                |
| Cramer's V              | .05017 |      |         | .13092 *1                |
| Contingency Coefficient | .05011 |      |         | .13092 *1                |

\*1 Pearson chi-square probability

Number of Missing Observations: 31

8-Nov-94 \*\*\* p 1.503 ausl.jugendliche - jugenddaten - \*\*\*  
4:02:22 \*\*\* JUGOSLAWISCHE JUGENDLICHE \*\*\*

YUG JUGOSLAWEN by F3420 URLAUB

F3420 Page 1 of 1

| Count<br>Row Pct<br>Col Pct | NOTE   |        |        |        |        |        | Row<br>Total |
|-----------------------------|--------|--------|--------|--------|--------|--------|--------------|
|                             | NOTE 1 | NOTE 2 | NOTE 3 | NOTE 4 | NOTE 5 | NOTE 6 |              |
|                             | 1      | 2      | 3      | 4      | 5      | 6      |              |
| YUG                         | -----  |        |        |        |        |        |              |
| 0                           | 1416   | 992    | 393    | 116    | 59     | 47     | 3024         |
| REST                        | 46.8   | 32.8   | 13.0   | 3.8    | 2.0    | 1.5    | 89.7         |
|                             | 90.3   | 89.2   | 87.0   | 93.2   | 91.2   | 91.7   |              |
| 1                           | 152    | 120    | 59     | 8      | 6      | 4      | 349          |
| TRIFFT ZU                   | 43.5   | 34.4   | 16.8   | 2.4    | 1.6    | 1.2    | 10.3         |
|                             | 9.7    | 10.8   | 13.0   | 6.8    | 8.8    | 8.3    |              |
| Column<br>Total             | 1568   | 1112   | 452    | 125    | 65     | 51     | 3373         |
|                             | 46.5   | 33.0   | 13.4   | 3.7    | 1.9    | 1.5    | 100.0        |

| Chi-Square                                  | Value   | DF | Significance |
|---|---------|----|--------------|
| Pearson                                     | 6.44199 | 5  | .26555       |
| Likelihood Ratio                            | 6.46187 | 5  | .26383       |
| Mantel-Haenszel test for linear association | .10670  | 1  | .74393       |

Minimum Expected Frequency - 5.270

| Statistic               | Value  | ASE1 | T-value | Approximate Significance |
|-------------------------|--------|------|---------|--------------------------|
| Phi                     | .04370 |      |         | .26555 *1                |
| Cramer's V              | .04370 |      |         | .26555 *1                |
| Contingency Coefficient | .04366 |      |         | .26555 *1                |

\*1 Pearson chi-square probability

Number of Missing Observations: 34

8-Nov-94 \*\*\* p 1.503 ausl.jugendliche - Jugenddaten - \*\*\*  
14:02:22 \*\*\* JUGOSLAWISCHE JUGENDLICHE \*\*\*

YUG JUGOSLAWEN by F3421 SCHULE

F3421 Page 1 of 1

| Count<br>Row Pct<br>Col Pct | NOTE   |        |        |        |        |        | Row<br>Total |
|-----------------------------|--------|--------|--------|--------|--------|--------|--------------|
|                             | NOTE 1 | NOTE 2 | NOTE 3 | NOTE 4 | NOTE 5 | NOTE 6 |              |
|                             | 1      | 2      | 3      | 4      | 5      | 6      |              |
| YUG                         | -----  |        |        |        |        |        |              |
| 0                           | 748    | 807    | 544    | 367    | 216    | 330    | 3013         |
| REST                        | 24.8   | 26.8   | 18.1   | 12.2   | 7.2    | 10.9   | 89.7         |
|                             | 93.4   | 89.3   | 87.5   | 87.6   | 91.1   | 88.3   |              |

|           |   |                   |                    |                    |                    |                  |                    |             |
|-----------|---|-------------------|--------------------|--------------------|--------------------|------------------|--------------------|-------------|
| TRIFFT ZU | 1 | 53<br>15.4<br>6.6 | 97<br>28.2<br>10.7 | 77<br>22.5<br>12.5 | 52<br>15.2<br>12.4 | 21<br>6.1<br>8.9 | 44<br>12.7<br>11.7 | 345<br>10.3 |
| Column    |   | 801               | 904                | 622                | 420                | 237              | 373                | 3357        |
| Total     |   | 23.9              | 26.9               | 18.5               | 12.5               | 7.1              | 11.1               | 100.0       |

| Chi-Square                                  | Value    | DF | Significance |
|---|----------|----|--------------|
| Pearson                                     | 18.51811 | 5  | .00236       |
| Likelihood Ratio                            | 19.68652 | 5  | .00143       |
| Mantel-Haenszel test for linear association | 6.54878  | 1  | .01050       |

Minimum Expected Frequency - 24.291

| Statistic               | Value  | ASE1 | T-value | Approximate Significance |
|-------------------------|--------|------|---------|--------------------------|
| Phi                     | .07427 |      |         | .00236 *1                |
| Cramer's V              | .07427 |      |         | .00236 *1                |
| Contingency Coefficient | .07407 |      |         | .00236 *1                |

\*1 Pearson Chi-square probability

Number of Missing Observations: 50

8-Nov-94 \*\*\* p 1.503 ausl.jugendliche - jugenddaten - \*\*\*  
14:02:22 \*\*\* JUGOSLAWISCHE JUGENDLICHE \*\*\*

YUG JUGOSLAWEN by F3422 MUSIK

Page 1 of 1

|           |         | F3422               |                     |                     |                     |                     |                     |              |
|-----------|---------|---------------------|---------------------|---------------------|---------------------|---------------------|---------------------|--------------|
| Count     | Row Pct | NOTE 1              | NOTE 2              | NOTE 3              | NOTE 4              | NOTE 5              | NOTE 6              | Row Total    |
| Col Pct   | Col Pct | 1                   | 2                   | 3                   | 4                   | 5                   | 6                   |              |
| YUG       |         |                     |                     |                     |                     |                     |                     |              |
| REST      | 0       | 334<br>11.2<br>92.3 | 427<br>14.3<br>88.2 | 595<br>20.0<br>92.5 | 475<br>15.9<br>88.9 | 496<br>16.6<br>89.3 | 655<br>22.0<br>88.5 | 2983<br>89.8 |
| TRIFFT ZU | 1       | 28<br>8.2<br>7.7    | 57<br>17.0<br>11.8  | 49<br>14.4<br>7.5   | 60<br>17.6<br>11.1  | 60<br>17.6<br>10.7  | 85<br>25.1<br>11.5  | 338<br>10.2  |
| Column    |         | 362                 | 485                 | 644                 | 534                 | 556                 | 740                 | 3320         |
| Total     |         | 10.9                | 14.6                | 19.4                | 16.1                | 16.7                | 22.3                | 100.0        |

| Chi-Square                                  | Value    | DF | Significance |
|---|----------|----|--------------|
| Pearson                                     | 10.89039 | 5  | .05360       |
| Likelihood Ratio                            | 11.39025 | 5  | .04417       |
| Mantel-Haenszel test for linear association | 2.93432  | 1  | .08672       |

Minimum Expected Frequency - 36.813

| Statistic               | Value  | ASE1 | T-value | Approximate Significance |
|-------------------------|--------|------|---------|--------------------------|
| Phi                     | .05727 |      |         | .05360 *1                |
| Cramer's V              | .05727 |      |         | .05360 *1                |
| Contingency Coefficient | .05718 |      |         | .05360 *1                |

\*1 Pearson chi-square probability

Number of Missing Observations: 87

8-Nov-94 \*\*\* p 1.503 ausl.jugendliche - Jugenddaten - \*\*\*  
14:02:23 \*\*\* JUGOSLAWISCHE JUGENDLICHE \*\*\*

YUG JUGOSLAWEN by F3423 GLAUBEN

Page 1 of 1

|           |         | F3423               |                     |                     |                     |                    |                     |              |
|-----------|---------|---------------------|---------------------|---------------------|---------------------|--------------------|---------------------|--------------|
| Count     | Row Pct | NOTE 1              | NOTE 2              | NOTE 3              | NOTE 4              | NOTE 5             | NOTE 6              | Row Total    |
| Col Pct   | Col Pct | 1                   | 2                   | 3                   | 4                   | 5                  | 6                   |              |
| YUG       |         |                     |                     |                     |                     |                    |                     |              |
| REST      | 0       | 562<br>18.8<br>96.8 | 724<br>24.2<br>92.4 | 624<br>20.9<br>89.2 | 427<br>14.3<br>85.8 | 270<br>9.0<br>84.4 | 385<br>12.9<br>85.8 | 2992<br>89.9 |
| TRIFFT ZU | 1       | 18<br>5.5<br>3.2    | 60<br>17.6<br>7.6   | 75<br>22.3<br>10.8  | 71<br>21.0<br>14.2  | 50<br>14.8<br>15.6 | 64<br>18.9<br>14.2  | 338<br>10.1  |
| Column    |         | 580                 | 784                 | 699                 | 498                 | 320                | 448                 | 3330         |
| Total     |         | 17.4                | 23.5                | 21.0                | 15.0                | 9.6                | 13.5                | 100.0        |

| Chi-Square       | Value    | DF | Significance |
|------------------|----------|----|--------------|
| Pearson          | 64.44619 | 5  | .00000       |
| Likelihood Ratio | 72.07877 | 5  | .00000       |



Mantel-Haenszel test for linear association 55.17284 1 .00000

Minimum Expected Frequency - 32.475

| Statistic               | Value  | ASE1 | T-value | Approximate Significance |
|-------------------------|--------|------|---------|--------------------------|
| Phi                     | .13912 |      |         | .00000 *1                |
| Cramer's V              | .13912 |      |         | .00000 *1                |
| Contingency Coefficient | .13779 |      |         | .00000 *1                |

\*1 Pearson chi-square probability

Number of Missing Observations: 77

8-Nov-94 \*\*\* p 1.503 ausl.jugendliche - Jugenddaten - \*\*\*  
14:02:24 \*\*\* JUGOSLAWISCHE JUGENDLICHE \*\*\*

YUG JUGOSLAWEN by F3424 WATERLAND

Page 1 of 1

|              |         | F3424               |                     |                     |                    |                    |                    |              |
|--------------|---------|---------------------|---------------------|---------------------|--------------------|--------------------|--------------------|--------------|
| Count        | Row Pct | NOTE 1              | NOTE 2              | NOTE 3              | NOTE 4             | NOTE 5             | NOTE 6             | Row Total    |
| Col Pct      |         | 1                   | 2                   | 3                   | 4                  | 5                  | 6                  |              |
| YUG          |         |                     |                     |                     |                    |                    |                    |              |
| REST         | 0       | 953<br>31.9<br>93.3 | 829<br>27.8<br>91.6 | 620<br>20.8<br>85.3 | 269<br>9.0<br>85.1 | 140<br>4.7<br>88.0 | 173<br>5.8<br>89.8 | 2983<br>89.9 |
| TRIFFT ZU    | 1       | 68<br>20.3<br>6.7   | 76<br>22.6<br>8.4   | 106<br>31.6<br>14.7 | 47<br>14.0<br>14.9 | 19<br>5.7<br>12.0  | 20<br>5.8<br>10.2  | 337<br>10.1  |
| Column Total |         | 1021                | 905                 | 726                 | 316                | 159                | 192                | 3320         |
| Total        |         | 30.8                | 27.3                | 21.9                | 9.5                | 4.8                | 5.8                | 100.0        |

| Chi-Square                                  | Value    | DF | Significance |
|---|----------|----|--------------|
| Pearson                                     | 41.25115 | 5  | .00000       |
| Likelihood Ratio                            | 40.37505 | 5  | .00000       |
| Mantel-Haenszel test for linear association | 18.90652 | 1  | .00001       |

Minimum Expected Frequency - 16.140

| Statistic               | Value  | ASE1 | T-value | Approximate Significance |
|-------------------------|--------|------|---------|--------------------------|
| Phi                     | .11147 |      |         | .00000 *1                |
| Cramer's V              | .11147 |      |         | .00000 *1                |
| Contingency Coefficient | .11078 |      |         | .00000 *1                |

\*1 Pearson chi-square probability

Number of Missing Observations: 87

8-Nov-94 \*\*\* p 1.503 ausl.jugendliche - jugenddaten - \*\*\*  
14:02:24 \*\*\* JUGOSLAWISCHE JUGENDLICHE \*\*\*

YUG JUGOSLAWEN by F3425 SICH WAS LEISTEN

Page 1 of 1

|              |         | F3425                |                      |                     |                    |                   |                   |              |
|--------------|---------|----------------------|----------------------|---------------------|--------------------|-------------------|-------------------|--------------|
| Count        | Row Pct | NOTE 1               | NOTE 2               | NOTE 3              | NOTE 4             | NOTE 5            | NOTE 6            | Row Total    |
| col Pct      |         | 1                    | 2                    | 3                   | 4                  | 5                 | 6                 |              |
| YUG          |         |                      |                      |                     |                    |                   |                   |              |
| REST         | 0       | 1178<br>39.5<br>93.1 | 1153<br>38.6<br>88.3 | 487<br>16.3<br>87.1 | 104<br>3.5<br>81.8 | 41<br>1.4<br>90.7 | 23<br>.8<br>100.0 | 2985<br>89.8 |
| TRIFFT ZU    | 1       | 87<br>25.7<br>6.9    | 153<br>45.0<br>11.7  | 72<br>21.2<br>12.9  | 23<br>6.8<br>18.2  | 4<br>1.2<br>9.3   |                   | 339<br>10.2  |
| Column Total |         | 1265                 | 1305                 | 559                 | 127                | 45                | 23                | 3324         |
| Total        |         | 38.1                 | 39.3                 | 16.8                | 3.8                | 1.4               | .7                | 100.0        |

| Chi-Square                                  | Value    | DF | Significance |
|---|----------|----|--------------|
| Pearson                                     | 34.13100 | 5  | .00000       |
| Likelihood Ratio                            | 36.32927 | 5  | .00000       |
| Mantel-Haenszel test for linear association | 15.54597 | 1  | .00008       |

Minimum Expected Frequency - 2.355  
Cells with Expected Frequency < 5 - 2 OF 12 ( 16.7%)

| Statistic | Value  | ASE1 | T-value | Approximate Significance |
|-----------|--------|------|---------|--------------------------|
| Phi       | .10133 |      |         | .00000 *1                |

Cramer's V .10133 .00000 \*1  
 Contingency Coefficient .10081 .00000 \*1

\*1 Pearson chi-square probability

Number of Missing Observations: 83

8-Nov-94 \*\*\* p 1.503 ausl.jugendliche - Jugenddaten - \*\*\*  
 14:02:25 \*\*\* JUGOSLAWISCHE JUGENDLICHE \*\*\*

YUG JUGOSLAWEN by F3426 TREUE

Page 1 of 1

|              |         | F3426                |                     |                     |                    |                   |                   |               |
|--------------|---------|----------------------|---------------------|---------------------|--------------------|-------------------|-------------------|---------------|
|              |         | NOTE 1               | NOTE 2              | NOTE 3              | NOTE 4             | NOTE 5            | NOTE 6            | Row Total     |
| Count        | Row Pct |                      |                     |                     |                    |                   |                   |               |
| Col Pct      |         |                      |                     |                     |                    |                   |                   |               |
| YUG          |         | 1                    | 2                   | 3                   | 4                  | 5                 | 6                 |               |
| REST         | 0       | 1551<br>52.5<br>91.4 | 752<br>25.5<br>87.7 | 375<br>12.7<br>86.8 | 125<br>4.2<br>85.2 | 57<br>1.9<br>93.0 | 91<br>3.1<br>95.5 | 2951<br>89.7  |
| TRIFFT ZU    | 1       | 147<br>43.2<br>8.6   | 105<br>31.1<br>12.3 | 57<br>16.8<br>13.2  | 22<br>6.4<br>14.8  | 4<br>1.3<br>7.0   | 4<br>1.3<br>4.5   | 339<br>10.3   |
| Column Total |         | 1697<br>51.6         | 858<br>26.1         | 432<br>13.1         | 147<br>4.5         | 61<br>1.9         | 96<br>2.9         | 3291<br>100.0 |

| Chi-Square                                  | Value    | DF | Significance |
|---|----------|----|--------------|
| Pearson                                     | 20.08675 | 5  | .00120       |
| Likelihood Ratio                            | 20.48680 | 5  | .00101       |
| Mantel-Haenszel test for linear association | 1.47867  | 1  | .22398       |

Minimum Expected Frequency - 6.299

| Statistic               | Value  | ASE1 | T-value | Approximate Significance |
|-------------------------|--------|------|---------|--------------------------|
| Phi                     | .07813 |      |         | .00120 *1                |
| Cramer's V              | .07813 |      |         | .00120 *1                |
| Contingency Coefficient | .07789 |      |         | .00120 *1                |

\*1 Pearson chi-square probability

Number of Missing Observations: 116

8-Nov-94 \*\*\* p 1.503 ausl.jugendliche - Jugenddaten - \*\*\*  
 14:02:25 \*\*\* JUGOSLAWISCHE JUGENDLICHE \*\*\*

YUG JUGOSLAWEN by F3427 SONSTIGES

Page 1 of 1

|              |         | F3427              |                    |                  |                   |              |
|--------------|---------|--------------------|--------------------|------------------|-------------------|--------------|
|              |         | NOTE 1             | NOTE 2             | NOTE 3           | NOTE 4            | Row Total    |
| Count        | Row Pct |                    |                    |                  |                   |              |
| Col Pct      |         |                    |                    |                  |                   |              |
| YUG          |         | 1                  | 2                  | 3                | *                 |              |
| REST         | 0       | 92<br>77.0<br>89.0 | 21<br>17.8<br>22.2 | 5<br>4.0<br>83.6 | 2<br>1.8<br>100.0 | 119<br>89.8  |
| TRIFFT ZU    | 1       | 11<br>84.2<br>11.0 | 1<br>8.9<br>5.5    | 1<br>6.9<br>16.4 |                   | 14<br>10.2   |
| Column Total |         | 103<br>77.7        | 22<br>16.4         | 6<br>4.3         | 2<br>1.6          | 133<br>100.0 |

| Chi-Square                                  | Value   | DF | Significance |
|---|---------|----|--------------|
| Pearson                                     | 1.07674 | 3  | .78269       |
| Likelihood Ratio                            | 1.35002 | 3  | .71729       |
| Mantel-Haenszel test for linear association | .19147  | 1  | .66169       |

Minimum Expected Frequency - .218  
 Cells with Expected Frequency < 5 - 4 OF 8 ( 50.0%)

| Statistic               | Value  | ASE1 | T-value | Approximate Significance |
|-------------------------|--------|------|---------|--------------------------|
| Phi                     | .09011 |      |         | .78269 *1                |
| Cramer's V              | .09011 |      |         | .78269 *1                |
| Contingency Coefficient | .08974 |      |         | .78269 *1                |

\*1 Pearson chi-square probability

Number of Missing Observations: 3274

8-Nov-94 \*\*\* p 1.503 ausl.jugendliche - jugenddaten - \*\*\*

14:02:26 \*\*\* JUGOSLAWISCHE JUGENDLICHE \*\*\*

YUG JUGOSLAWEN by ARBOR ARBEITSORIENTIERUNG

ARBOR Page 1 of 1

| Count<br>Row Pct<br>Col Pct | ARBOR                |                      | Row<br>Total  |
|-----------------------------|----------------------|----------------------|---------------|
|                             | NIEDRIG              | HOCH                 |               |
| YUG                         | 0                    | 1                    | 1             |
| REST                        | 1096<br>35.9<br>87.0 | 1961<br>64.1<br>91.3 | 3057<br>89.7  |
| TRIFFT ZU                   | 164<br>46.9<br>13.0  | 186<br>53.1<br>8.7   | 350<br>10.3   |
| Column<br>Total             | 1260<br>37.0         | 2147<br>63.0         | 3407<br>100.0 |

| Chi-Square                                     | Value    | DF | Significance |
|--|----------|----|--------------|
| Pearson  | 16.43442 | 1  | .00005       |
| Continuity Correction                          | 15.96415 | 1  | .00006       |
| Likelihood Ratio                               | 16.01890 | 1  | .00006       |
| Mantel-Haenszel test for<br>linear association | 16.42959 | 1  | .00005       |

Minimum Expected Frequency - 129.575

| Statistic               | Value  | ASE1 | T-value | Approximate<br>Significance |
|-------------------------|--------|------|---------|-----------------------------|
| Phi                     | .06945 |      |         | .00005 *1                   |
| Cramer's V              | .06945 |      |         | .00005 *1                   |
| Contingency Coefficient | .06929 |      |         | .00005 *1                   |

\*1 Pearson chi-square probability

Number of Missing Observations: 0

8-Nov-94 \*\*\* p 1.503 ausl.jugendliche - Jugenddaten - \*\*\*  
14:02:26 \*\*\* JUGOSLAWISCHE JUGENDLICHE \*\*\*

YUG JUGOSLAWEN by FAMOR familienorientierung

FAMOR Page 1 of 1

| Count<br>Row Pct<br>Col Pct | FAMOR                |                      | Row<br>Total  |
|-----------------------------|----------------------|----------------------|---------------|
|                             | niedrig              | hoch                 |               |
| YUG                         | 0                    | 1                    | 1             |
| REST                        | 1416<br>46.7<br>86.6 | 1619<br>53.3<br>92.6 | 3035<br>89.7  |
| TRIFFT ZU                   | 220<br>63.0<br>13.4  | 129<br>37.0<br>7.4   | 349<br>10.3   |
| Column<br>Total             | 1636<br>48.3         | 1748<br>51.7         | 3384<br>100.0 |

| Chi-Square                                     | Value    | DF | Significance |
|--|----------|----|--------------|
| Pearson  | 33.29740 | 1  | .00000       |
| Continuity Correction                          | 32.64766 | 1  | .00000       |
| Likelihood Ratio                               | 33.53895 | 1  | .00000       |
| Mantel-Haenszel test for<br>linear association | 33.28756 | 1  | .00000       |

Minimum Expected Frequency - 168.543

| Statistic               | Value  | ASE1 | T-value | Approximate<br>Significance |
|-------------------------|--------|------|---------|-----------------------------|
| Phi                     | .09920 |      |         | .00000 *1                   |
| Cramer's V              | .09920 |      |         | .00000 *1                   |
| Contingency Coefficient | .09871 |      |         | .00000 *1                   |

\*1 Pearson chi-square probability

Number of Missing Observations: 23

8-Nov-94 \*\*\* p 1.503 ausl.jugendliche - Jugenddaten - \*\*\*  
14:02:27 \*\*\* JUGOSLAWISCHE JUGENDLICHE \*\*\*

YUG JUGOSLAWEN by VBOCK bocklage

VBOCK Page 1 of 1

| Count<br>Row Pct<br>Col Pct | VBOCK    |             |          |              | Row<br>Total |
|-----------------------------|----------|-------------|----------|--------------|--------------|
|                             | vollbock | arbeitsbock | nullbock | familienbock |              |
| YUG                         | 1        | 2           | 3        | 4            | 10           |

|              |   |                      |                     |                     |                     |               |
|--------------|---|----------------------|---------------------|---------------------|---------------------|---------------|
| YUG          |   |                      |                     |                     |                     |               |
| REST         | 0 | 1268<br>41.8<br>93.1 | 687<br>22.6<br>88.4 | 729<br>24.0<br>84.9 | 351<br>11.6<br>91.0 | 3035<br>89.7  |
| TRIFFT ZU    | 1 | 94<br>27.0<br>6.9    | 90<br>25.9<br>11.6  | 129<br>37.1<br>15.1 | 35<br>10.0<br>9.0   | 349<br>10.3   |
| Column Total |   | 1362<br>40.3         | 777<br>23.0         | 859<br>25.4         | 386<br>11.4         | 3384<br>100.0 |

| Chi-Square                                  | Value    | DF | Significance |
|---|----------|----|--------------|
| Pearson                                     | 40.03663 | 3  | .00000       |
| Likelihood Ratio                            | 39.65026 | 3  | .00000       |
| Mantel-Haenszel test for linear association | 17.23262 | 1  | .00003       |

Minimum Expected Frequency - 39.764

| Statistic               | Value  | ASE1 | T-value | Approximate Significance |
|-------------------------|--------|------|---------|--------------------------|
| Phi                     | .10877 |      |         | .00000 *1                |
| Cramer's V              | .10877 |      |         | .00000 *1                |
| Contingency Coefficient | .10814 |      |         | .00000 *1                |

\*1 Pearson chi-square probability

Number of Missing Observations: 23

8-Nov-94 \*\*\* p 1.503 ausl.jugendliche - jugenddaten - \*\*\*  
14:02:27 \*\*\* JUGOSLAWISCHE JUGENDLICHE \*\*\*

>Warning # 3211

>On at least one case, the value of the weight variable was zero, negative, or >missing. Such cases are considered missing by statistical procedures which >need positively weighted cases, but remain on the file and are processed by >non-statistical facilities such as LIST and SAVE.

Preceding task required 43.68 seconds CPU time; 59.43 seconds elapsed.

```
371 0 MULT RESPONSE GROUPS=F35 UEBEREINST.M.ELTERN
372 0 (F351 TO F356(1))/
373 0 VARIABLES=YUG(0,1) /
374 0 TABLES=YUG BY F35 /
375 0 STATISTICS 1 2
```

MULT RESPONSE requires 1192 bytes of workspace for execution.

8-Nov-94 \*\*\* p 1.503 ausl.jugendliche - jugenddaten - \*\*\*  
14:02:56 \*\*\* JUGOSLAWISCHE JUGENDLICHE \*\*\*

\*\*\* C R O S S T A B U L A T I O N \*\*\*

YUG JUGOSLAWEN  
by F35 (tabulating 1) UEBEREINST.M.ELTERN

F35

| Count        | UEBEREIN UEBEREIN UEBEREIN UEBEREIN UEBEREIN UEBEREIN |                     |                      |                      |                     |                     | Row Total            |               |
|--------------|---|---------------------|----------------------|----------------------|---------------------|---------------------|----------------------|---------------|
|              | ST. ELTE  | ST. ELTE            | ST. ELTE             | ST. ELTE             | ST. ELTE            | ST. ELTE            |                      |               |
| Row pct      | RN:   | RN:                 | RN:                  | RN:                  | RN:                 | RN:                 | Total                |               |
| Col pct      | F351  | F352                | F353                 | F354                 | F355                | F356                |                      |               |
| YUG          |   |                     |                      |                      |                     |                     |                      |               |
| REST         | 0   | 999<br>35.4<br>90.1 | 1769<br>62.6<br>90.0 | 1338<br>47.4<br>92.5 | 930<br>32.9<br>89.7 | 953<br>33.7<br>88.2 | 1237<br>43.8<br>90.6 | 2826<br>89.8  |
| TRIFFT ZU    | 1   | 109<br>34.0<br>9.9  | 196<br>61.1<br>10.0  | 109<br>33.8<br>7.5   | 107<br>33.2<br>10.3 | 127<br>39.5<br>11.8 | 128<br>39.8<br>9.4   | 322<br>10.2   |
| Column Total |   | 1108<br>35.2        | 1965<br>62.4         | 1447<br>46.0         | 1037<br>32.9        | 1080<br>34.3        | 1365<br>43.4         | 3148<br>100.0 |

Percents and totals based on respondents

3,148 valid cases; 259 missing cases

8-Nov-94 \*\*\* p 1.503 ausl.jugendliche - jugenddaten - \*\*\*  
14:02:57 \*\*\* JUGOSLAWISCHE JUGENDLICHE \*\*\*

>Warning # 3211

>On at least one case, the value of the weight variable was zero, negative, or >missing. Such cases are considered missing by statistical procedures which >need positively weighted cases, but remain on the file and are processed by >non-statistical facilities such as LIST and SAVE.

Preceding task required 18.20 seconds CPU time; 29.57 seconds elapsed.

```
376 0 CROSSTABS TABLES=YUG BY F36 TO F37A rf36 rf36a
377 0 OPTIONS 3 4
```

378 0 STATISTICS 1 2 3

There are 4,441,568 bytes of memory available.

Memory allows for 32,767 cells with 2 dimensions for general CROSSTABS.

8-Nov-94 \*\*\* p 1.503 ausl.jugendliche - jugenddaten - \*\*\*  
 14:03:23 \*\*\* JUGOSLAWISCHE JUGENDLICHE \*\*\*

YUG JUGOSLAWEN by P36 AUSKOMMEN MIT MUTTER

Page 1 of 1

|              |         | P36  |      |          |          |          |          |          |           |
|--------------|---------|------|------|----------|----------|----------|----------|----------|-----------|
| Count        | Row Pct | SEHR | GUT  | GUT      | ZUFRIEDE | SCHLECHT | SEHR SCH | TRIFFT N | Row Total |
| Col Pct      | Col Pct | 1    | 2    | NSTELLEN | 3        | 4        | LECHT    | 5        |           |
| YUG          | 0       | 1278 | 1175 | 381      | 65       | 28       | 74       | 3001     |           |
| REST         |         | 42.6 | 39.2 | 12.7     | 2.1      | .9       | 2.5      | 89.5     |           |
|              |         | 90.1 | 90.0 | 88.0     | 95.0     | 71.2     | 86.0     |          |           |
| TRIFFT ZU    | 1       | 141  | 130  | 52       | 3        | 11       | 12       | 350      |           |
|              |         | 40.3 | 37.2 | 14.8     | 1.0      | 3.3      | 3.4      | 10.5     |           |
|              |         | 9.9  | 10.0 | 12.0     | 5.0      | 28.8     | 14.0     |          |           |
| Column Total |         | 1419 | 1306 | 433      | 68       | 40       | 86       | 3351     |           |
|              |         | 42.3 | 39.0 | 12.9     | 2.0      | 1.2      | 2.6      | 100.0    |           |

| Chi-Square                                  | Value    | DF | Significance |
|---|----------|----|--------------|
| Pearson                                     | 19.35473 | 5  | .00165       |
| Likelihood Ratio                            | 15.61102 | 5  | .00805       |
| Mantel-Haenszel test for linear association | 4.61729  | 1  | .03165       |

Minimum Expected Frequency - 4.150  
 Cells with Expected Frequency < 5 - 1 OF 12 ( 8.3%)

| Statistic               | Value  | ASE1 | T-value | Approximate Significance |
|-------------------------|--------|------|---------|--------------------------|
| Phi                     | .07600 |      |         | .00165 *1                |
| Cramer's v              | .07600 |      |         | .00165 *1                |
| Contingency Coefficient | .07578 |      |         | .00165 *1                |

\*1 Pearson chi-square probability

Number of Missing Observations: 56

8-Nov-94 \*\*\* p 1.503 ausl.jugendliche - jugenddaten - \*\*\*  
 14:03:24 \*\*\* JUGOSLAWISCHE JUGENDLICHE \*\*\*

YUG JUGOSLAWEN by F36A AUSKOMMEN MIT VATER

Page 1 of 1

|              |         | F36A |      |          |          |          |          |          |           |
|--------------|---------|------|------|----------|----------|----------|----------|----------|-----------|
| Count        | Row Pct | SEHR | GUT  | GUT      | ZUFRIEDE | SCHLECHT | SEHR SCH | TRIFFT N | Row Total |
| Col Pct      | Col Pct | 1    | 2    | NSTELLEN | 3        | 4        | LECHT    | 5        |           |
| YUG          | 0       | 979  | 1064 | 505      | 149      | 73       | 207      | 2976     |           |
| REST         |         | 32.9 | 35.7 | 17.0     | 5.0      | 2.4      | 7.0      | 89.6     |           |
|              |         | 90.8 | 89.9 | 90.9     | 90.2     | 81.2     | 82.7     |          |           |
| TRIFFT ZU    | 1       | 99   | 119  | 51       | 16       | 17       | 43       | 345      |           |
|              |         | 28.8 | 34.5 | 14.7     | 4.7      | 4.9      | 12.5     | 10.4     |           |
|              |         | 9.2  | 10.1 | 9.1      | 9.8      | 18.8     | 17.3     |          |           |
| Column Total |         | 1078 | 1183 | 556      | 165      | 89       | 250      | 3321     |           |
|              |         | 32.5 | 35.6 | 16.7     | 5.0      | 2.7      | 7.5      | 100.0    |           |

| Chi-Square                                  | Value    | DF | Significance |
|---|----------|----|--------------|
| Pearson                                     | 22.40520 | 5  | .00044       |
| Likelihood Ratio                            | 19.43480 | 5  | .00159       |
| Mantel-Haenszel test for linear association | 14.42382 | 1  | .00015       |

Minimum Expected Frequency - 9.286

| Statistic               | Value  | ASE1 | T-value | Approximate Significance |
|-------------------------|--------|------|---------|--------------------------|
| Phi                     | .08214 |      |         | .00044 *1                |
| Cramer's V              | .08214 |      |         | .00044 *1                |
| Contingency Coefficient | .08187 |      |         | .00044 *1                |

\*1 Pearson chi-square probability

Number of Missing Observations: 86

8-Nov-94 \*\*\* p 1.503 ausl.jugendliche - jugenddaten - \*\*\*  
 14:03:25 \*\*\* JUGOSLAWISCHE JUGENDLICHE \*\*\*

YUG JUGOSLAWEN by F37 WOHNHAUSZUSAMMENSETZUNG

Page 1 of 1

| Count        |         | P37                 |                     |                      |                     |                    | Row Total     |
|--------------|---------|---------------------|---------------------|----------------------|---------------------|--------------------|---------------|
| Row Pct      | Col Pct | NUR AUSL .FAM.      | MEHR AUS L.FAM.     | MEHR DEU T.FAM.      | GLEICH V IELE       | WEISS NI CHT       |               |
|              |         | 1                   | 2                   | 3                    | 4                   | 5                  | Row Total     |
| YUG          |         |                     |                     |                      |                     |                    |               |
| REST         | 0       | 318<br>10.5<br>91.8 | 656<br>21.6<br>92.8 | 1343<br>44.3<br>89.5 | 540<br>17.8<br>87.4 | 174<br>5.7<br>83.9 | 3030<br>89.7  |
| TRIFFT ZU    | 1       | 28<br>8.1<br>8.2    | 50<br>14.5<br>7.2   | 158<br>45.5<br>10.5  | 78<br>22.4<br>12.6  | 33<br>9.5<br>16.1  | 348<br>10.3   |
| Column Total |         | 346<br>10.2         | 706<br>20.9         | 1502<br>44.4         | 618<br>18.3         | 207<br>6.1         | 3378<br>100.0 |

| Chi-Square                                  | Value    | DF | Significance |
|---|----------|----|--------------|
| Pearson                                     | 20.29192 | 4  | .00044       |
| Likelihood Ratio                            | 20.04978 | 4  | .00049       |
| Mantel-Haenszel test for linear association | 17.38581 | 1  | .00003       |

Minimum Expected Frequency - 21.301

| Statistic               | Value  | ASE1 | T-value | Approximate Significance |
|-------------------------|--------|------|---------|--------------------------|
| Phi                     | .07750 |      |         | .00044 *1                |
| Cramer's V              | .07750 |      |         | .00044 *1                |
| Contingency Coefficient | .07727 |      |         | .00044 *1                |

\*1 Pearson chi-square probability

Number of Missing Observations: 29

8-Nov-94 \*\*\* p 1.503 ausl.jugendliche - jugenddaten - \*\*\*  
14:03:25 \*\* JUGOSLAWISCHE JUGENDLICHE \*\*\*

YUG JUGOSLAWEN by F37A ZUSAMMENSETZUNG D. UMGEBUNG

Page 1 of 1

| Count        |         | F37A                |                      |                     |                    | Row Total     |
|--------------|---------|---------------------|----------------------|---------------------|--------------------|---------------|
| Row Pct      | Col Pct | UEBERW.A USL.       | UEBERW.D EUT.        | GLEICH V IEL        | WEISS NI CHT       |               |
|              |         | 1                   | 2                    | 3                   | 4                  | Row Total     |
| YUG          |         |                     |                      |                     |                    |               |
| REST         | 0       | 587<br>19.3<br>92.1 | 1494<br>49.2<br>90.6 | 778<br>25.7<br>87.9 | 175<br>5.8<br>82.3 | 3033<br>89.6  |
| TRIFFT ZU    | 1       | 50<br>14.4<br>7.9   | 155<br>44.3<br>9.4   | 107<br>30.6<br>12.1 | 37<br>10.7<br>17.7 | 350<br>10.4   |
| Column Total |         | 637<br>18.8         | 1649<br>48.7         | 885<br>26.2         | 212<br>6.3         | 3384<br>100.0 |

| Chi-Square                                  | Value    | DF | Significance |
|---|----------|----|--------------|
| Pearson                                     | 20.77962 | 3  | .00012       |
| Likelihood Ratio                            | 19.11086 | 3  | .00026       |
| Mantel-Haenszel test for linear association | 18.51162 | 1  | .00002       |

Minimum Expected Frequency - 21.948

| Statistic               | Value  | ASE1 | T-value | Approximate Significance |
|-------------------------|--------|------|---------|--------------------------|
| Phi                     | .07837 |      |         | .00012 *1                |
| Cramer's V              | .07837 |      |         | .00012 *1                |
| Contingency Coefficient | .07813 |      |         | .00012 *1                |

\*1 Pearson chi-square probability

Number of Missing Observations: 23

8-Nov-94 \*\*\* p 1.503 ausl.jugendliche - jugenddaten - \*\*\*  
14:03:25 \*\*\* JUGOSLAWISCHE JUGENDLICHE \*\*\*

YUG JUGOSLAWEN by RF36 auskommen mit der mutter

Page 1 of 1

| Count   |         | RF36         |              |             |                   |                  | Row Total    |
|---------|---------|--------------|--------------|-------------|-------------------|------------------|--------------|
| Row Pct | Col Pct | sehr gut     | gut          | zufriede n  | schlecht /sehr sc | trifft n icht zu |              |
|         |         | 1            | 2            | 3           | 5                 | 6                | Row Total    |
| YUG     |         |              |              |             |                   |                  |              |
| REST    | 0       | 1278<br>42.6 | 1175<br>39.2 | 381<br>12.7 | 93<br>3.1         | 74<br>2.5        | 3001<br>89.5 |

|              | 90.1 | 90.0 | 88.0 | 86.2 | 86.0 |       |
|--------------|------|------|------|------|------|-------|
| TRIFFT ZU    | 141  | 130  | 52   | 15   | 12   | 350   |
|              | 40.3 | 37.2 | 14.8 | 4.2  | 3.4  | 10.5  |
|              | 9.9  | 10.0 | 12.0 | 13.8 | 14.0 |       |
| Column Total | 1419 | 1306 | 433  | 108  | 86   | 3351  |
|              | 42.3 | 39.0 | 12.9 | 3.2  | 2.6  | 100.0 |

| Chi-Square                                  | Value   | DF | Significance |
|---|---------|----|--------------|
| Pearson                                     | 4.26538 | 4  | .37128       |
| Likelihood Ratio                            | 4.02640 | 4  | .40245       |
| Mantel-Haenszel test for linear association | 3.49628 | 1  | .06151       |

Minimum Expected Frequency - 9.017

| Statistic               | Value  | ASE1 | T-value | Approximate Significance |
|-------------------------|--------|------|---------|--------------------------|
| Phi                     | .03568 |      |         | .37128 *1                |
| Cramer's V              | .03568 |      |         | .37128 *1                |
| Contingency Coefficient | .03565 |      |         | .37128 *1                |

\*1 Pearson chi-square probability

Number of Missing Observations: 56

8-Nov-94 \*\*\* p 1.503 ausl.jugendliche - jugenddaten - \*\*\*  
 14:03:26 \*\*\* JUGOSLAWISCHE JUGENDLICHE \*\*\*

YUG JUGOSLAWEN by RF36A auskommen mit dem vater

Page 1 of 1

| Count<br>Row Pct<br>Col Pct | RF36A    |          |          |          |      | Row Total |       |
|-----------------------------|----------|----------|----------|----------|------|-----------|-------|
|                             | sehr gut | zufriede | schlecht | trifft n |      |           |       |
|                             | 1        | 2        | 3        | 5        | 6    |           |       |
| YUG                         | 0        | 979      | 1064     | 505      | 221  | 207       | 2976  |
| REST                        |          | 32.9     | 35.7     | 17.0     | 7.4  | 7.0       | 89.6  |
|                             |          | 90.8     | 89.9     | 90.9     | 87.1 | 82.7      |       |
| TRIFFT ZU                   | 1        | 99       | 119      | 51       | 33   | 43        | 345   |
|                             |          | 28.8     | 34.5     | 14.7     | 9.5  | 12.5      | 10.4  |
|                             |          | 9.2      | 10.1     | 9.1      | 12.9 | 17.3      |       |
| Column Total                |          | 1078     | 1183     | 556      | 254  | 250       | 3321  |
|                             |          | 32.5     | 35.6     | 16.7     | 7.7  | 7.5       | 100.0 |

| Chi-Square                                  | Value    | DF | Significance |
|---|----------|----|--------------|
| Pearson                                     | 17.30226 | 4  | .00169       |
| Likelihood Ratio                            | 15.38790 | 4  | .00396       |
| Mantel-Haenszel test for linear association | 12.77169 | 1  | .00035       |

Minimum Expected Frequency - 25.967

| Statistic               | Value  | ASE1 | T-value | Approximate Significance |
|-------------------------|--------|------|---------|--------------------------|
| Phi                     | .07218 |      |         | .00169 *1                |
| Cramer's V              | .07218 |      |         | .00169 *1                |
| Contingency Coefficient | .07200 |      |         | .00169 *1                |

\*1 Pearson chi-square probability

Number of Missing Observations: 86

8-Nov-94 \*\*\* p 1.503 ausl.jugendliche - Jugenddaten - \*\*\*  
 14:03:27 \*\*\* JUGOSLAWISCHE JUGENDLICHE \*\*\*

>Warning # 3211

>On at least one case, the value of the weight variable was zero, negative, or >missing. Such cases are considered missing by statistical procedures which >need positively weighted cases, but remain on the file and are processed by >non-statistical facilities such as LIST and SAVE.

Preceding task required 20.90 seconds CPU time; 29.65 seconds elapsed.

```

379 0 MULT RESPONSE GROUPS=F38 MIT WEM FREIZEIT
380 0 (F381 TO F388,DUMMY(1))
381 0 F38A NATION.D.F2PARTNER
382 0 (F38A1 TO F38A4,DUMMY(1))
383 0 F38B FREIZEITBESCHAFTIGUNG
384 0 (F38B1 TO F38B3(1,29))/
385 0 VARIABLES=YUG(0,1) /
386 0 TABLES=YUG BY F38 TO F38B /
387 0 STATISTICS 1 2
    
```

MULT RESPONSE requires 2144 bytes of workspace for execution.

8-Nov-94 \*\*\* p 1.503 ausl.jugendliche - Jugenddaten - \*\*\*  
 14:03:53 \*\*\* JUGOSLAWISCHE JUGENDLICHE \*\*\*

\*\*\* CROSSTABULATION \*\*\*

YUG JUGOSLAWEN  
 by F38 (tabulating 1) MIT WEM FREIZEIT

|        |   | F38                |                    |                   |                   |                   |                   |                   |                   |       | ROW   |
|--------|---|--------------------|--------------------|-------------------|-------------------|-------------------|-------------------|-------------------|-------------------|-------|-------|
|        |   | FREIZEIT<br>ALLEIN | FREIZEIT<br>MITTEL | FREIZEIT<br>MITPA | FREIZEIT<br>MITFR | FREIZEIT<br>MITFR | FREIZEIT<br>MITDE | FREIZEIT<br>MITKO | FREIZEIT<br>KEINE |       | Total |
|        |   | F381               | F382               | F383              | F384              | F385              | F386              | F387              | F388              | DUMMY |       |
| TOG    | 0 | 117                | 650                | 1030              | 1172              | 507               | 393               | 308               | 80                | 3057  | 3057  |
|        |   | 3.8                | 21.3               | 33.7              | 38.3              | 16.6              | 12.9              | 10.1              | 2.6               | 100.0 | 89.7  |
|        |   | 89.8               | 93.9               | 89.3              | 91.5              | 88.3              | 83.4              | 89.9              | 91.6              | 89.7  |       |
|        | 1 | 13                 | 42                 | 123               | 109               | 67                | 78                | 34                | 7                 | 350   | 350   |
|        |   | 3.8                | 12.0               | 35.2              | 31.2              | 19.3              | 22.3              | 9.8               | 2.1               | 100.0 | 10.3  |
|        |   | 10.2               | 6.1                | 10.7              | 8.5               | 11.7              | 16.6              | 10.1              | 8.4               | 10.3  |       |
| Column |   | 130                | 692                | 1154              | 1281              | 574               | 471               | 342               | 87                | 3407  | 3407  |
| Total  |   | 3.8                | 20.3               | 33.9              | 37.6              | 16.8              | 13.8              | 10.0              | 2.6               | 100.0 | 100.0 |

Percents and totals based on respondents

3,407 valid cases; 0 missing cases

8-NOV-94 \*\*\* p 1.503 ausl.jugendliche - Jugenddaten - \*\*\*  
 14:03:53 \*\*\* JUGOSLAWISCHE JUGENDLICHE \*\*\*

\*\*\* CROSSTABULATION \*\*\*

YUG JUGOSLAWEN  
 by F38A (tabulating 1) NATION,D.FZPARTNER

|        |   | F38A             |                  |                 |                 |       | ROW   |
|--------|---|------------------|------------------|-----------------|-----------------|-------|-------|
|        |   | FZPARTNE<br>E NA | FZPARTNE<br>NATI | FZPARTNE<br>CHE | FZPARTNE<br>FRE | DUMMY | Total |
|        |   | F38A1            | F38A2            | F38A3           | F38A4           |       |       |
| YUG    | 0 | 2071             | 497              | 1160            | 50              | 3057  | 3057  |
|        |   | 67.8             | 16.3             | 38.0            | 1.6             | 100.0 | 89.7  |
|        |   | 94.0             | 87.7             | 84.0            | 93.7            | 89.7  |       |
|        | 1 | 133              | 70               | 222             | 3               | 350   | 350   |
|        |   | 38.0             | 20.0             | 63.3            | 1.0             | 100.0 | 10.3  |
|        |   | 6.0              | 12.3             | 16.0            | 6.3             | 10.3  |       |
| Column |   | 2205             | 567              | 1382            | 53              | 3407  | 3407  |
| Total  |   | 64.7             | 16.7             | 40.6            | 1.6             | 100.0 | 100.0 |

Percents and totals based on respondents

3,407 valid cases; 0 missing cases

8-Nov-94 \*\*\* p 1.503 ausl.jugendliche - Jugenddaten - \*\*\*  
 14:03:54 \*\*\* JUGOSLAWISCHE JUGENDLICHE \*\*\*

\*\*\* CROSSTABULATION \*\*\*

YUG JUGOSLAWEN  
 by F38B (group) FREIZEITBESCHAFTIGUNG

Page 1 of 3

|        |   | F38B  |         |                 |       |               |        |      |       |                 |                  |                   | ROW   |       |
|--------|---|-------|---------|-----------------|-------|---------------|--------|------|-------|-----------------|------------------|-------------------|-------|-------|
|        |   | SPORT | FREUNDE | UNTERHAL<br>TEN | LESEN | FERNSEHE<br>N | VIDEOS | KINO | DISCO | KULTUREL<br>LES | GASTSTAE<br>TTEN | EINKAUF<br>BUMMEL |       | Total |
|        |   | 1     | 2       | 3               | 4     | 5             | 6      | 7    | 8     | 9               | 10               | 11                |       |       |
| YUG    | 0 | 811   | 508     | 350             | 572   | 243           | 82     | 150  | 236   | 55              | 328              | 70                | 2813  | 89.7  |
|        |   | 28.8  | 18.1    | 12.4            | 20.3  | 8.7           | 2.9    | 5.3  | 8.4   | 1.9             | 11.7             | 2.5               |       |       |
|        |   | 88.3  | 91.4    | 91.1            | 88.3  | 89.8          | 92.4   | 85.9 | 78.3  | 95.3            | 90.0             | 94.3              |       |       |
|        | 1 | 107   | 48      | 34              | 76    | 28            | 7      | 25   | 65    | 2               | 37               | 4                 | 325   | 10.3  |
|        |   | 33.0  | 14.7    | 10.5            | 23.3  | 8.5           | 2.1    | 7.6  | 20.1  | 11.3            | 11.3             | 1.3               |       |       |
|        |   | 11.7  | 8.6     | 8.9             | 11.7  | 10.2          | 7.6    | 14.1 | 21.7  | 4.7             | 10.0             | 5.7               |       |       |
| Column |   | 918   | 556     | 384             | 647   | 271           | 89     | 175  | 301   | 57              | 365              | 74                | 3138  |       |
| Total  |   | 29.3  | 17.7    | 12.2            | 20.6  | 8.6           | 2.8    | 5.6  | 9.6   | 1.8             | 11.6             | 2.4               | 100.0 |       |

Percents and totals based on respondents

(Continued)

8-Nov-94 \*\*\* p 1.503 ausl.jugendliche - Jugenddaten - \*\*\*  
 14:03:54 \*\*\* JUGOSLAWISCHE JUGENDLICHE \*\*\*

\*\*\* CROSSTABULATION \*\*\*

YUG JUGOSLAWEN



by F38B (group) **FREIZEITBESCHAEFFTIGUNG**

Page 2 of 3

|              |         | F38B                 |               |                     |                        |          |         |                  |        |      |                |        | Row Total |
|--------------|---------|----------------------|---------------|---------------------|------------------------|----------|---------|------------------|--------|------|----------------|--------|-----------|
| Count        | Row pct | SPAZIERE<br>NGEGEHEN | MUSIK<br>EREN | HO<br>MUSIK<br>CHEN | MA<br>HANDARBE<br>ITEN | ZEICHNEN | HOBBIES | VIDEO-SP<br>IELE | URLAUB | AUTO | ENTSPANN<br>EN | LERNEN | Row Total |
| Colpct       |         | 12                   | 13            | 14                  | 15                     | 16       | 17      | 18               | 19     | 20   | 21             | 22     |           |
| YUG          | 0       | 248                  | 339           | 63                  | 166                    | 46       | 236     | 122              | 38     | 71   | 99             | 179    | 2813      |
| REST         |         | 8.8                  | 12.1          | 2.2                 | 5.9                    | 1.6      | 8.4     | 4.3              | 1.4    | 2.5  | 3.5            | 6.4    | 89.7      |
|              |         | 96.7                 | 87.1          | 86.6                | 89.8                   | 85.5     | 93.3    | 88.9             | 94.7   | 95.0 | 89.2           | 84.0   |           |
| TRIFFT ZU    | 1       | 8                    | 50            | 10                  | 19                     | 8        | 17      | 15               | 2      | 4    | 12             | 34     | 325       |
|              |         | 2.6                  | 15.5          | 3.0                 | 5.8                    | 2.4      | 5.2     | 4.7              | .7     | 1.1  | 3.7            | 10.5   | 10.3      |
|              |         | 3.3                  | 12.9          | 13.4                | 10.2                   | 14.5     | 6.7     | 11.1             | 5.3    | 5.0  | 10.8           | 16.0   |           |
| Column Total |         | 257                  | 389           | 73                  | 184                    | 54       | 253     | 138              | 40     | 75   | 111            | 213    | 3138      |
|              |         | 8.2                  | 12.4          | 2.3                 | 5.9                    | 1.7      | 8.1     | 4.4              | 1.3    | 2.4  | 3.5            | 6.8    | 100.0     |

Percents and totals based on respondents

(Continued)

8-Nov-94 \*\*\* p 1.503 ausl.jugendliche - Jugenddaten - \*\*\*  
14:03:54 \*\*\* JUGOSLAWISCHE JUGENDLICHE \*\*\*

\*\*\* CROSSTABULATION \*\*\*

YUG JUGOSLAWEN  
by F38B (group) FREIZEITBESCHAEFFTIGUNG

Page 3 of 3

|              |         | F38B           |          |                |                     |         |               | Row Total |
|--------------|---------|----------------|----------|----------------|---------------------|---------|---------------|-----------|
| Count        | Row pct | SOZBERE<br>ICH | ARBEITEN | HAUSARBE<br>IT | KINDERBE<br>TREUUNG | FAMILIE | SONSTIGE<br>S | Row Total |
| Colpct       |         | 23             | 24       | 25             | 26                  | 27      | 29            |           |
| YUG          | 0       |                | 39       | 128            | 121                 | 158     | 14            | 2813      |
| RES.         |         |                | 1.4      | 4.6            | 4.3                 | 5.6     | .5            | 89.7      |
|              |         | 86.3           | 77.1     | 94.7           | 90.8                | 92.4    | 100.0         |           |
| TRIFFT ZU    | 1       | 2              | 11       | 7              | 12                  | 13      | 0             | 325       |
|              |         | .6             | 3.5      | 2.2            | 3.8                 | 4.0     | .0            | 10.3      |
|              |         | 13.7           | 22.9     | 5.3            | 9.2                 | 7.6     | .0            |           |
| Column Total |         | 13             | 50       | 135            | 133                 | 171     | 14            | 3138      |
|              |         | .4             | 1.6      | 4.3            | 4.3                 | 5.4     | .4            | 100.0     |

Percents and totals based on respondents

3,138 valid cases; 269 missing cases

8-Nov-94 \*\*\* p 1.503 ausl.jugendliche - Jugenddaten - \*\*\*  
14:03:55 \*\*\* JUGOSLAWISCHE JUGENDLICHE \*\*\*

>Warning § 3211  
>On at least one case, the value of the weight variable was zero, negative, or >missing. Such cases are considered missing by statistical procedures which >need positively weighted cases, but remain on the file and are processed by >non-statistical facilities such as LIST and SAVE.

Preceding task required 21.49 seconds CPU time; 28.27 seconds elapsed.

388 0 CROSSTABS TABLES=YUG BY rf38 rf38a rf38b F38C TO F394  
389 0 OPTIONS 3 4  
390 0 STATISTICS 1 2 3

There are 4,441,568 bytes of memory available.

Memory allows for 32,767 cells with 2 dimensions for general CROSSTABS.

8-Nov-94 \*\*\* p 1.503 ausl.jugendliche - Jugenddaten - \*\*\*  
14:04:20 \*\*\* JUGOSLAWISCHE JUGENDLICHE \*\*\*

YUG JUGOSLAWEN by RF38 freizeittypen

|              |         | RF38                 |                   |                    |                 |                      |                | Row Total |
|--------------|---------|----------------------|-------------------|--------------------|-----------------|----------------------|----------------|-----------|
| Count        | Row Pct | elt.fam.<br>zentiert | partnerz<br>entr. | freundIn<br>zentr. | clique-u<br>.a. | elt+glei<br>chaltrig | peer-gro<br>up | Row Total |
| Col Pct      |         | 1                    | 2                 | 3                  | 4               | 5                    | 6              |           |
| YUG          | 0       | 290                  | 649               | 890                | 277             | 360                  | 218            | 2684      |
| REST         |         | 10.8                 | 24.2              | 33.2               | 10.3            | 13.4                 | 8.1            | 89.7      |
|              |         | 94.0                 | 88.9              | 91.7               | 80.1            | 93.9                 | 85.6           |           |
| TRIFFT ZU    | 1       | 19                   | 81                | 81                 | 69              | 23                   | 37             | 309       |
|              |         | 6.0                  | 26.2              | 26.1               | 22.3            | 7.5                  | 11.8           | 10.3      |
|              |         | 6.0                  | 11.1              | 8.3                | 19.9            | 6.1                  | 14.4           |           |
| Column Total |         | 309                  | 730               | 971                | 346             | 383                  | 254            | 2993      |
|              |         | 10.3                 | 24.4              | 32.4               | 11.6            | 12.8                 | 8.5            | 100.0     |

Chi-Square Value DF Significance

|   |          |   |        |
|---|----------|---|--------|
| Pearson                                     | 57.39552 | 5 | .00000 |
| Likelihood Ratio                            | 52.81701 | 5 | .00000 |
| Mantel-Haenszel test for linear association | 4.87930  | 1 | .02718 |

Minimum Expected Frequency - 26.287

| Statistic               | Value  | ASE1 | T-value | Approximate Significance |
|-------------------------|--------|------|---------|--------------------------|
| Phi                     | .13848 |      |         | .00000 *1                |
| Cramer's V              | .13848 |      |         | .00000 *1                |
| Contingency Coefficient | .13717 |      |         | .00000 *1                |

\*1 Pearson chi-square probability

Number of Missing Observations: 414

8-Nov-94 \*\*\* p 1.503 ausl.jugendliche - jugenddaten - \*\*\*  
 14:04:21 \*\*\* JUGOSLAWISCHE JUGENDLICHE \*\*\*

YUG JUGOSLAWEN by RF38A nat.d.fzpartner

RF38A Page 1 of 1

| Count        | Row Pct | RF38A         |               |               |             | Row Total |
|--------------|---------|---------------|---------------|---------------|-------------|-----------|
|              |         | nur eig. nat. | eig.u. d.nat. | deut. oder an | dt.u.eig an |           |
| Col Pct      |         | 1             | 2             | 3             | 4           |           |
| YUG          | 0       | 1473          | 154           | 567           | 549         | 2742      |
| REST         |         | 53.7          | 5.6           | 20.7          | 20.0        | 89.6      |
|              |         | 94.7          | 90.4          | 78.9          | 88.9        |           |
| TRIFFT ZU    | 1       | 83            | 16            | 151           | 58          | 319       |
|              |         | 25.9          | 5.1           | 47.5          | 21.5        | 10.4      |
|              |         | 5.3           | 9.6           | 21.1          | 11.1        |           |
| Column Total |         | 1556          | 170           | 718           | 617         | 3061      |
|              |         | 50.8          | 5.5           | 23.5          | 20.2        | 100.0     |

| Chi-Square                                  | Value     | DF | Significance |
|---|-----------|----|--------------|
| Pearson                                     | 131.24093 | 3  | .00000       |
| Likelihood Ratio                            | 122.01541 | 3  | .00000       |
| Mantel-Haenszel test for linear association | 61.60183  | 1  | .00000       |

Minimum Expected Frequency - 17.668

| Statistic               | Value  | ASE1 | T-value | Approximate Significance |
|-------------------------|--------|------|---------|--------------------------|
| Phi                     | .20707 |      |         | .00000 *1                |
| Cramer's V              | .20707 |      |         | .00000 *1                |
| Contingency Coefficient | .20277 |      |         | .00000 *1                |

\*1 Pearson chi-square probability

Number of Missing Observations: 346

8-Nov-94 \*\*\* p 1.503 ausl.jugendliche - jugenddaten - \*\*\*  
 14:04:22 \*\*\* JUGOSLAWISCHE JUGENDLICHE \*\*\*

YUG JUGOSLAWEN by RF38B freizeittypen-aus f38b1

RF38B Page 1 of 1

| Count        | Row Pct | RF38B      |       |           |          |               |                  | Row Total |
|--------------|---------|------------|-------|-----------|----------|---------------|------------------|-----------|
|              |         | innen ssiv | pa us | innen tiv | ak onsum | k aussen ktiv | a kommunik ation |           |
| Col Pct      |         | 1          | 2     | 3         | 4        | 5             | 6                |           |
| YUG          | 0       | 263        | 274   | 511       | 326      | 639           | 416              | 2429      |
| REST         |         | 10.8       | 11.3  | 21.0      | 13.4     | 26.3          | 17.1             | 89.8      |
|              |         | 88.1       | 91.2  | 91.9      | 87.3     | 88.5          | 91.7             |           |
| TRIFFT ZU    | 1       | 36         | 26    | 45        | 47       | 83            | 37               | 275       |
|              |         | 12.9       | 9.6   | 16.4      | 17.2     | 30.3          | 13.6             | 10.2      |
|              |         | 11.9       | 8.8   | 8.1       | 12.7     | 11.5          | 8.3              |           |
| Column Total |         | 299        | 300   | 557       | 373      | 722           | 453              | 2705      |
|              |         | 11.1       | 11.1  | 20.6      | 13.8     | 26.7          | 16.8             | 100.0     |

| Chi-Square                                  | Value    | DF | Significance |
|---|----------|----|--------------|
| Pearson                                     | 9.96754  | 5  | .07616       |
| Likelihood Ratio                            | 10.01901 | 5  | .07470       |
| Mantel-Haenszel test for linear association | .01936   | 1  | .88935       |

Minimum Expected Frequency - 30.430

| Statistic | Value | ASE1 | T-value | Approximate Significance |
|-----------|-------|------|---------|--------------------------|
|-----------|-------|------|---------|--------------------------|

Phi .06071 .07616 \*1  
 Cramer's V .06071 .07616 \*1  
 Contingency Coefficient .06060 .07616 \*1

\*1 Pearson chi-square probability

Number of Missing Observations: 702

8-Nov-94 \*\*\* p 1.503 ausl.jugendliche - jugenddaten - \*\*\*  
 14:04:22 \*\*\* JUGOSLAWISCHE JUGENDLICHE \*\*\*

YUG JUGOSLAWEN by P38C VEREINSMITGLIED

Page 1 of 1

|              |         | F38C                |                      |               |
|--------------|---------|---------------------|----------------------|---------------|
| Count        | Row Pct | JA                  | NEIN                 | Row Total     |
|              |         | 1                   | 2                    |               |
| YUG          |         |                     |                      |               |
| REST         | 0       | 700<br>24.0<br>86.2 | 2218<br>76.0<br>90.6 | 2918<br>89.5  |
| TRIFFT ZU    | 1       | 112<br>32.7<br>13.8 | 230<br>67.3<br>9.4   | 342<br>10.5   |
| Column Total |         | 812<br>24.9         | 2448<br>75.1         | 3259<br>100.0 |

| Chi-Square                                  | Value    | DF | Significance |
|---|----------|----|--------------|
| Pearson                                     | 12.29460 | 1  | .00045       |
| Continuity Correction                       | 11.83539 | 1  | .00058       |
| Likelihood Ratio                            | 11.65911 | 1  | .00064       |
| Mantel-Haenszel test for linear association | 12.29084 | 1  | .00046       |

Minimum Expected Frequency - 85.100

| Statistic               | Value  | ASE1 | T-value | Approximate Significance |
|-------------------------|--------|------|---------|--------------------------|
| Phi                     | .06142 |      |         | .00045 *1                |
| Cramer's V              | .06142 |      |         | .00045 *1                |
| Contingency Coefficient | .06130 |      |         | .00045 *1                |

\*1 Pearson chi-square probability

Number of Missing Observations: 148

8-Nov-94 \*\*\* p 1.503 ausl.jugendliche - Jugenddaten - \*\*\*  
 14:04:23 \*\*\* JUGOSLAWISCHE JUGENDLICHE \*\*\*

YUG JUGOSLAWEN by F38D VEREINSZUSAMMENSETZUNG

Page 1 of 1

|              |         | F38D                |                     |                     |                   |              |
|--------------|---------|---------------------|---------------------|---------------------|-------------------|--------------|
| Count        | Row Pct | UEBERW.D            | GLEICH V            | UEBERW.A            | AND.NATI          | ROW Total    |
|              |         | EUT.                | IEL                 | USL.                | ON.               |              |
|              |         | 1                   | 2                   | 3                   | 4                 |              |
| YUG          |         |                     |                     |                     |                   |              |
| REST         | 0       | 333<br>48.2<br>84.2 | 155<br>22.4<br>84.9 | 179<br>26.0<br>92.1 | 23<br>3.4<br>90.4 | 691<br>86.5  |
| TRIFFT ZU    | 1       | 62<br>57.8<br>15.8  | 28<br>25.6<br>15.1  | 15<br>14.3<br>7.9   | 2<br>2.3<br>9.6   | 108<br>13.5  |
| Column Total |         | 396<br>49.5         | 183<br>22.9         | 195<br>24.4         | 26<br>3.2         | 799<br>100.0 |

| Chi-Square                                  | Value   | DF | Significance |
|---|---------|----|--------------|
| Pearson                                     | 7.68838 | 3  | .05291       |
| Likelihood Ratio                            | 8.41252 | 3  | .03821       |
| Mantel-Haenszel test for linear association | 6.13011 | 1  | .01329       |

Minimum Expected Frequency - 3.471  
 Cells with Expected Frequency < 5 - 1 OF 8 ( 12.5%)

| Statistic               | Value  | ASE1 | T-value | Approximate Significance |
|-------------------------|--------|------|---------|--------------------------|
| Phi                     | .09811 |      |         | .05291 *1                |
| Cramer's V              | .09811 |      |         | .05291 *1                |
| Contingency Coefficient | .09764 |      |         | .05291 *1                |

\*1 Pearson chi-square probability

Number of Missing Observations: 2608

8-Nov-94 \*\*\* p 1.503 ausl.jugendliche - jugenddaten - \*\*\*  
 14:04:23 \*\*\* JUGOSLAWISCHE JUGENDLICHE \*\*\*

YUG JUGOSLAWEN by F38E ALTER VEREINSMITGLIEDER

Page 1 of 1

|              |         | F38E               |                   |                     |                     |              |
|--------------|---------|--------------------|-------------------|---------------------|---------------------|--------------|
| Count        | Row Pct | JUENGER            | AELTER            | GLEICH              | ALLE ALT            | Row          |
| Col Pct      | Col Pct | 1                  | 2                 | 3                   | 4                   | Total        |
| YUG          |         |                    |                   |                     |                     |              |
| REST         | 0       | 29<br>4.2<br>100.0 | 65<br>9.4<br>88.2 | 350<br>50.7<br>87.9 | 246<br>35.7<br>82.8 | 690<br>86.5  |
| TRIFFT ZU    | 1       |                    | 9<br>8.1<br>11.8  | 48<br>44.6<br>12.1  | 51<br>47.3<br>17.2  | 108<br>13.5  |
| Column Total |         | 29<br>3.6          | 74<br>9.3         | 398<br>49.9         | 297<br>37.3         | 798<br>100.0 |

| Chi-Square                                  | Value    | DF | Significance |
|---|----------|----|--------------|
| Pearson                                     | 8.72858  | 3  | .03313       |
| Likelihood Ratio                            | 12.40077 | 3  | .00613       |
| Mantel-Haenszel test for linear association | 7.44284  | 1  | .00637       |

Minimum Expected Frequency - 3.897  
 Cells with Expected Frequency < 5 - 1 OF 8 ( 12.5%)

| Statistic               | Value  | ASE1 | T-value | Approximate Significance |
|-------------------------|--------|------|---------|--------------------------|
| Phi                     | .10460 |      |         | .03313 *1                |
| Cramer's V              | .10460 |      |         | .03313 *1                |
| Contingency Coefficient | .10404 |      |         | .03313 *1                |

\*1 Pearson chi-square probability

Number of Missing Observations: 2609

8-Nov-94 \*\*\* p 1.503 ausl.jugendliche - jugenddaten - \*\*\*  
 14:04:24 \*\*\* JUGOSLAWISCHE JUGENDLICHE \*\*\*

YUG JUGOSLAWEN by F391 GEMEINSAMK. M. AUSL. ERW.

Page 1 of 1

|              |         | F391                |                     |                     |                     |               |
|--------------|---------|---------------------|---------------------|---------------------|---------------------|---------------|
| Count        | Row Pct | MEISTEN             | ZWEITMEI            | DRITTM EI           | WENIGSTE            | Row           |
| Col Pct      | Col Pct | 1                   | 2                   | 3                   | 4                   | Total         |
| YUG          |         |                     |                     |                     |                     |               |
| REST         | 0       | 656<br>22.3<br>94.3 | 781<br>26.5<br>92.0 | 901<br>30.6<br>90.0 | 605<br>20.6<br>83.2 | 2942<br>89.9  |
| TRIFFT ZU    | 1       | 39<br>11.9<br>5.7   | 68<br>20.6<br>8.0   | 101<br>30.4<br>10.0 | 122<br>37.0<br>16.8 | 331<br>10.1   |
| Column Total |         | 695<br>21.2         | 849<br>25.9         | 1001<br>30.6        | 727<br>22.2         | 3273<br>100.0 |

| Chi-Square                                  | Value    | DF | Significance |
|---|----------|----|--------------|
| Pearson                                     | 55.39392 | 3  | .00000       |
| Likelihood Ratio                            | 52.79201 | 3  | .00000       |
| Mantel-Haenszel test for linear association | 49.45387 | 1  | .00000       |

Minimum Expected Frequency - 70.225

| Statistic               | Value  | ASE1 | T-value | Approximate Significance |
|-------------------------|--------|------|---------|--------------------------|
| Phi                     | .13010 |      |         | .00000 *1                |
| Cramer's V              | .13010 |      |         | .00000 *1                |
| Contingency Coefficient | .12902 |      |         | .00000 *1                |

\*1 Pearson chi-square probability

Number of Missing Observations: 134

8-Nov-94 \*\*\* p 1.503 ausl.jugendliche - jugenddaten - \*\*\*  
 14:04:24 \*\*\* JUGOSLAWISCHE JUGENDLICHE \*\*\*

YUG JUGOSLAWEN by F392 GEMEINSAMK. M. AUSL. JUG.

Page 1 of 1

|       |         | F392    |          |           |          |
|-------|---------|---------|----------|-----------|----------|
| Count | Row Pct | MEISTEN | ZWEITMEI | DRITTM EI | WENIGSTE |

| YUG          | Col Pct | STEN |      |      |      | N     | Row Total |
|--------------|---------|------|------|------|------|-------|-----------|
|              |         | 1    | 2    | 3    | 4    |       |           |
| REST         | 0       | 1275 | 991  | 452  | 241  | 2959  |           |
|              |         | 43.1 | 33.5 | 15.3 | 8.2  | 90.0  |           |
|              |         | 92.2 | 89.9 | 86.6 | 85.2 |       |           |
| TRIFFT ZU    | 1       | 107  | 111  | 70   | 42   | 331   |           |
|              |         | 32.5 | 33.7 | 21.1 | 12.7 | 10.0  |           |
|              |         | 7.8  | 10.1 | 13.4 | 14.8 |       |           |
| Column Total |         | 1382 | 1102 | 522  | 283  | 3289  |           |
|              |         | 42.0 | 33.5 | 15.9 | 8.6  | 100.0 |           |

| Chi-Square                                  | Value    | DF | Significance |
|---|----------|----|--------------|
| Pearson                                     | 21.47520 | 3  | .00008       |
| Likelihood Ratio                            | 20.72342 | 3  | .00012       |
| Mantel-Haenszel test for linear association | 21.17376 | 1  | .00000       |

Minimum Expected Frequency - 28.460

| Statistic               | Value  | ASE1 | T-value | Approximate Significance |
|-------------------------|--------|------|---------|--------------------------|
| Phi                     | .08080 |      |         | .00008 *1                |
| Cramer's V              | .08080 |      |         | .00008 *1                |
| Contingency Coefficient | .08054 |      |         | .00008 *1                |

\*1 Pearson chi-square probability

Number of Missing Observations: 118

8-Nov-94 \*\*\* p 1.503 ausl.jugendliche - jugenddaten - \*\*\*  
14:04:24 \*\*\* JUGOSLAWISCHE JUGENDLICHE \*\*\*

YUG JUGOSLAWEN by F393 GEMEINSAMK. M. DT. ERW.

F393 Page 1 of 1

| YUG          | Row Pct | Col Pct | MEISTEN |      |      |       | N | Row Total |
|--------------|---------|---------|---------|------|------|-------|---|-----------|
|              |         |         | 1       | 2    | 3    | 4     |   |           |
| REST         | 0       | 253     | 495     | 871  | 1295 | 2915  |   |           |
|              |         | 8.7     | 17.0    | 29.9 | 44.4 | 89.9  |   |           |
|              |         | 80.7    | 88.8    | 90.6 | 91.9 |       |   |           |
| TRIFFT ZU    | 1       | 61      | 63      | 90   | 115  | 328   |   |           |
|              |         | 18.4    | 19.1    | 27.5 | 34.9 | 10.1  |   |           |
|              |         | 19.3    | 11.2    | 9.4  | 8.1  |       |   |           |
| Column Total |         | 314     | 558     | 962  | 1410 | 3243  |   |           |
|              |         | 9.7     | 17.2    | 29.7 | 43.5 | 100.0 |   |           |

| Chi-Square                                  | Value    | DF | Significance |
|---|----------|----|--------------|
| Pearson                                     | 36.45417 | 3  | .00000       |
| Likelihood Ratio                            | 31.43377 | 3  | .00000       |
| Mantel-Haenszel test for linear association | 28.96136 | 1  | .00000       |

Minimum Expected Frequency - 31.781

| Statistic               | Value  | ASE1 | T-value | Approximate Significance |
|-------------------------|--------|------|---------|--------------------------|
| Phi                     | .10602 |      |         | .00000 *1                |
| Cramer's V              | .10602 |      |         | .00000 *1                |
| Contingency Coefficient | .10543 |      |         | .00000 *1                |

\*1 Pearson chi-square probability

Number of Missing Observations: 164

8-Nov-94 \*\*\* p 1.503 ausl.jugendliche - jugenddaten - \*\*\*  
14:04:25 \*\*\* JUGOSLAWISCHE JUGENDLICHE \*\*\*

YUG JUGOSLAWEN by F394 GEMEINSAMK. M. DT. JUG.

F394 Page 1 of 1

| YUG          | Row Pct | Col Pct | MEISTEN |      |      |      | N | Row Total |
|--------------|---------|---------|---------|------|------|------|---|-----------|
|              |         |         | 1       | 2    | 3    | 4    |   |           |
| REST         | 0       | 732     | 1279    | 263  | 661  | 2935 |   |           |
|              |         | 24.9    | 43.6    | 8.9  | 22.5 | 89.9 |   |           |
|              |         | 85.7    | 91.1    | 90.4 | 92.4 |      |   |           |
| TRIFFT ZU    | 1       | 122     | 124     | 28   | 55   | 329  |   |           |
|              |         | 37.2    | 37.8    | 8.4  | 16.6 | 10.1 |   |           |
|              |         | 14.3    | 8.9     | 9.6  | 7.6  |      |   |           |
| Column Total |         | 855     | 1404    | 290  | 715  | 3264 |   |           |

|   |          |      |              |      |       |
|---|----------|------|--------------|------|-------|
| Total                                       | 26.2     | 43.0 | 8.9          | 21.9 | 100.0 |
| Chi-Square                                  | Value    | DF   | Significance |      |       |
| Pearson                                     | 24.11477 | 3    | .00002       |      |       |
| Likelihood Ratio                            | 22.85142 | 3    | .00004       |      |       |
| Mantel-Haenszel test for linear association | 15.56539 | 1    | .00008       |      |       |
| Minimum Expected Frequency -                | 29.282   |      |              |      |       |

|                         |        |      |         |                          |
|-------------------------|--------|------|---------|--------------------------|
| Statistic               | Value  | ASE1 | T-value | Approximate Significance |
| Phi                     | .08595 |      |         | .00002 *1                |
| Cramer's V              | .08595 |      |         | .00002 *1                |
| Contingency Coefficient | .08564 |      |         | .00002 *1                |

\*1 Pearson chi-square probability

Number of Missing Observations: 143

8-Nov-94 \*\*\* p 1.503 ausl.jugendliche - jugenddaten - \*\*\*  
 14:04:25 \*\*\* JUGOSLAWISCHE JUGENDLICHE \*\*\*

>Warning # 3211  
 >On at least one case, the value of the weight variable was zero, negative, or >missing. Such cases are considered missing by statistical procedures which >need positively weighted cases, but remain on the file and are processed by >non-statistical facilities such as LIST and SAVE.

Preceding task required 23.39 seconds CPU time; 30.33 seconds elapsed.

```
391 0 MULT RESPONSE GROUPS=F40A BEHAUPTUNGEN-POS.ANTWORT
392 0 (F401 TO F405(1))
393 0 F40B BEHAUPTUNGEN-NEG.ANTWORT
394 0 (F401 TO F405(2))/
395 0 VARIABLES=YUG(0,1) /
396 0 TABLES=YUG BY F40A F40B /
397 0 STATISTICS 1 2
```

MULT RESPONSE requires 1320 bytes of workspace for execution.

8-Nov-94 \*\*\* p 1.503 ausl.jugendliche - Jugenddaten - \*\*\*  
 14:04:50 \*\*\* JUGOSLAWISCHE JUGENDLICHE \*\*\*

\*\*\* CROSSTABULATION \*\*\*

YUG JUGOSLAWEN  
 by F40A (tabulating 1) BEHAUPTUNGEN-POS.ANTWORT

|           |          | F40A    |          |          |          |       |  |
|-----------|----------|---------|----------|----------|----------|-------|--|
| Count     | AUSSCHL. | MUETTER | HAUSARB. | KINDER V | FRAUEN B | ROW   |  |
| Row pct   | AUS GES  | IM HAUS | F. MAEN  | ERVOLLST | ERUF ERL | Total |  |
| Col pct   | ELLS     | NER     | . FA     | ERNE     |          |       |  |
|           | F401     | F402    | F403     | F404     | F405     |       |  |
| 0         | 496      | 2393    | 2116     | 2130     | 2085     | 3013  |  |
| REST      | 16.5     | 79.4    | 70.2     | 70.7     | 69.2     | 89.6  |  |
|           | 90.7     | 90.5    | 89.2     | 89.4     | 88.5     |       |  |
| 1         | 51       | 252     | 255      | 253      | 271      | 350   |  |
| TRIFFT ZU | 14.5     | 72.2    | 73.0     | 72.3     | 77.4     | 10.4  |  |
|           | 9.3      | 9.5     | 10.8     | 10.6     | 11.5     |       |  |
| Column    | 547      | 2646    | 2372     | 2383     | 2356     | 3363  |  |
| Total     | 16.3     | 78.7    | 70.5     | 70.9     | 70.0     | 100.0 |  |

Percents and totals based on respondents

3,363 valid cases; 44 missing cases

8-Nov-94 \*\*\* p 1.503 ausl.jugendliche - Jugenddaten - \*\*\*  
 14:04:50 \*\*\* JUGOSLAWISCHE JUGENDLICHE \*\*\*

\*\*\* CROSSTABULATION \*\*\*

YUG JUGOSLAWEN  
 by F40B (tabulating 2) BEHAUPTUNGEN-NEG.ANTWORT

|           |          | F40B    |          |          |          |       |  |
|-----------|----------|---------|----------|----------|----------|-------|--|
| Count     | AUSSCHL. | MUETTER | HAUSARB. | KINDER V | FRAUEN B | Row   |  |
| Row pct   | AUS GES  | IM HAUS | F. MAEN  | ERVOLLST | ERUF ERL | Total |  |
| Col pct   | ELLS     | NER     | . FA     | ERNE     |          |       |  |
|           | F401     | F402    | F403     | F404     | F405     |       |  |
| 0         | 2520     | 629     | 895      | 885      | 931      | 2845  |  |
| REST      | 88.6     | 22.1    | 31.5     | 31.1     | 32.7     | 89.6  |  |
|           | 89.4     | 86.8    | 90.4     | 90.1     | 92.1     |       |  |
| 1         | 300      | 96      | 95       | 98       | 80       | 330   |  |
| TRIFFT ZU | 90.8     | 29.1    | 28.8     | 29.6     | 24.2     | 10.4  |  |

|        |      |      |      |      |      |       |
|--------|------|------|------|------|------|-------|
|        | 10.6 | 13.2 | 9.6  | 9.9  | 7.9  |       |
| Column | 2820 | 725  | 990  | 982  | 1010 | 3175  |
| Total  | 88.8 | 22.8 | 31.2 | 30.9 | 31.8 | 100.0 |

Percents and totals based on respondents

3,175 valid cases; 232 missing cases

8-Nov-94 \*\*\* p 1.503 ausl.jugendliche - jugenddaten - \*\*\*  
 14:04:50 \*\*\* JUGOSLAWISCHE JUGENDLICHE \*\*\*

>Warning # 3211  
 >On at least one case, the value of the weight variable was zero, negative, or missing. Such cases are considered missing by statistical procedures which need positively weighted cases, but remain on the file and are processed by non-statistical facilities such as LIST and SAVE.

Preceding task required 18.87 seconds CPU time; 24.86 seconds elapsed.

398 0 CROSSTABS TABLES=YUG BY F41 TO F43A RF44 RF44A  
 399 0 OPTIONS 3 4  
 400 0 STATISTICS 1 2 3

There are 4,441,568 bytes of memory available.

Memory allows for 32,767 cells with 2 dimensions for general CROSSTABS.

8-Nov-94 \*\*\* p 1.503 ausl.jugendliche - Jugenddaten - \*\*\*  
 14:05:14 \*\*\* JUGOSLAWISCHE JUGENDLICHE \*\*\*

YUG JUGOSLAWEN by F41 VERGL. BRD-HK.LAND

Page 1 of 1

|           |         | F41      |          |          | Row   |
|-----------|---------|----------|----------|----------|-------|
| Count     | Row Pct | BRD MEHR | BRD MEHR | GLEICHAR |       |
| Col Pct   |         | EINSCHR  | FREIHEI  | TIG      | Row   |
|           |         | 1        | 2        | 3        | Total |
| YUG       |         |          |          |          |       |
| 0         |         | 251      | 1599     | 1160     | 3010  |
| REST      |         | 8.3      | 53.1     | 38.5     | 89.7  |
|           |         | 95.0     | 89.1     | 89.3     |       |
| 1         |         | 13       | 195      | 139      | 347   |
| TRIFFT ZU |         | 3.8      | 56.2     | 40.0     | 10.3  |
|           |         | 5.0      | 10.9     | 10.7     |       |
| Column    |         | 264      | 1794     | 1299     | 3357  |
| Total     |         | 7.9      | 53.4     | 38.7     | 100.0 |

| Chi-Square                                  | Value    | DF | Significance |
|---|----------|----|--------------|
| Pearson                                     | 8.92988  | 2  | .01151       |
| Likelihood Ratio                            | 10.66692 | 2  | .00483       |
| Mantel-Haenszel test for linear association | 3.03247  | 1  | .08161       |

Minimum Expected Frequency - 27.285

| Statistic               | Value  | ASE1 | T-value | Approximate Significance |
|-------------------------|--------|------|---------|--------------------------|
| Phi                     | .05158 |      |         | .01151 *1                |
| Cramer's V              | .05158 |      |         | .01151 *1                |
| Contingency Coefficient | .05151 |      |         | .01151 *1                |

\*1 Pearson chi-square probability

Number of Missing Observations: 50

8-Nov-94 \*\*\* p 1.503 ausl.jugendliche - jugenddaten - \*\*\*  
 14:05:15 \*\*\* JUGOSLAWISCHE JUGENDLICHE \*\*\*

YUG JUGOSLAWEN by F42 GESUNDHEITZUSTAND

Page 1 of 1

|           |         | F42  |      |         |          | Row   |
|-----------|---------|------|------|---------|----------|-------|
| Count     | Row Pct | SEHR | GUT  | WENIGER | SCHLECHT |       |
| Col Pct   |         | GUT  | GUT  | GUT     |          | Row   |
|           |         | 1    | 2    | 3       | 4        | Total |
| YUG       |         |      |      |         |          |       |
| 0         |         | 1430 | 1422 | 157     | 32       | 3041  |
| REST      |         | 47.0 | 46.8 | 5.2     | 1.1      | 89.8  |
|           |         | 88.8 | 90.3 | 94.0    | 100.0    |       |
| 1         |         | 181  | 154  | 10      |          | 345   |
| TRIFFT ZU |         | 52.5 | 44.6 | 2.9     |          | 10.2  |
|           |         | 11.2 | 9.7  | 6.0     |          |       |
| Column    |         | 1611 | 1576 | 167     | 32       | 3385  |
| Total     |         | 47.6 | 46.5 | 4.9     | .9       | 100.0 |

| Chi-Square | Value | DF | Significance |
|------------|-------|----|--------------|
|------------|-------|----|--------------|

Pearson 9.15745 3 .02727  
 Likelihood Ratio 12.85542 3 .00496  
 Mantel-Haenszel test for linear association 7.61316 1 .00579

Minimum Expected Frequency - 3.254  
 Cells with Expected Frequency < 5 - 1 OF 8 ( 12.5%)

| Statistic               | Value  | ASE1 | T-value | Approximate Significance |
|-------------------------|--------|------|---------|--------------------------|
| Phi                     | .05201 |      |         | .02727 *1                |
| Cramer's V              | .05201 |      |         | .02727 *1                |
| Contingency Coefficient | .05194 |      |         | .02727 *1                |

\*1 Pearson chi-square probability

Number of Missing Observations: 22

8-Nov-94 \*\*\* p 1.503 ausl.jugendliche - Jugenddaten - \*\*\*  
 14:05:16 \*\*\* JUGOSLAWISCHE JUGENDLICHE \*\*\*

YUG JUGOSLAWEN by F43 LEKTUERE AUSL. ZEITUNGEN

F43 Page 1 of 1

| Count<br>ROW Pct<br>Col Pct | F43                 |                     |                      |                     | ROW<br>Total  |  |
|-----------------------------|---------------------|---------------------|----------------------|---------------------|---------------|--|
|                             | JEDEN TA<br>G       | MEHRM.D.<br>WOCHEN  | AB UND<br>U          | Z GAR<br>T NICH     |               |  |
| YUG                         | 0                   | 1                   | 2                    | 3                   | 4             |  |
| REST                        | 383<br>12.8<br>97.1 | 635<br>21.1<br>93.2 | 1330<br>44.3<br>90.6 | 654<br>21.8<br>81.8 | 3002<br>89.8  |  |
| TRIFFT ZU                   | 1                   |                     |                      |                     |               |  |
|                             | 11<br>3.4<br>2.9    | 46<br>13.6<br>6.8   | 138<br>40.4<br>9.4   | 145<br>42.6<br>18.2 | 340<br>10.2   |  |
| Column<br>Total             | 395<br>11.8         | 681<br>20.4         | 1467<br>43.9         | 799<br>23.9         | 3342<br>100.0 |  |

| Chi-Square                                  | Value    | DF | Significance |
|---|----------|----|--------------|
| Pearson                                     | 88.04507 | 3  | .00000       |
| Likelihood Ratio                            | 87.85516 | 3  | .00000       |
| Mantel-Haenszel test for linear association | 77.85637 | 1  | .00000       |

Minimum Expected Frequency - 40.222

| Statistic               | Value  | ASE1 | T-value | Approximate Significance |
|-------------------------|--------|------|---------|--------------------------|
| Phi                     | .16231 |      |         | .00000 *1                |
| Cramer's V              | .16231 |      |         | .00000 *1                |
| Contingency Coefficient | .16021 |      |         | .00000 *1                |

\*1 Pearson chi-square probability

Number of Missing Observations: 65

8-Nov-94 \*\*\* p 1.503 ausl.jugendliche - Jugenddaten - \*\*\*  
 14:05:16 \*\*\* JUGOSLAWISCHE JUGENDLICHE \*\*\*

YUG JUGOSLAWEN by F43A LEKTUERE DT. ZEITUNGEN

F43A Page 1 of 1

| Count<br>ROW Pct<br>Col Pct | F43A                |                     |                      |                     | ROW<br>Total  |  |
|-----------------------------|---------------------|---------------------|----------------------|---------------------|---------------|--|
|                             | JEDEN TA<br>G       | MEHRM.D.<br>WOCHEN  | AB UND<br>U          | Z GAR<br>T NICH     |               |  |
| YUG                         | 0                   | 1                   | 2                    | 3                   | 4             |  |
| REST                        | 650<br>21.6<br>88.3 | 802<br>26.7<br>87.2 | 1174<br>39.0<br>93.3 | 383<br>12.7<br>88.0 | 3008<br>89.8  |  |
| TRIFFT ZU                   | 1                   |                     |                      |                     |               |  |
|                             | 86<br>25.4<br>11.7  | 117<br>34.5<br>12.8 | 84<br>24.7<br>6.7    | 52<br>15.4<br>12.0  | 340<br>10.2   |  |
| Column<br>Total             | 737<br>22.0         | 919<br>27.5         | 1258<br>37.6         | 435<br>13.0         | 3349<br>100.0 |  |

| Chi-Square                                  | Value    | DF | Significance |
|---|----------|----|--------------|
| Pearson                                     | 27.25203 | 3  | .00001       |
| Likelihood Ratio                            | 28.68406 | 3  | .00000       |
| Mantel-Haenszel test for linear association | 5.30263  | 1  | .02129       |

Minimum Expected Frequency - 44.196

| Statistic | Value | ASE1 | T-value | Approximate Significance |
|-----------|-------|------|---------|--------------------------|
|-----------|-------|------|---------|--------------------------|



Phi .09021 .00001 \*1  
 Cramer's V .09021 .00001 \*1  
 Contingency Coefficient .08985 .00001 \*1

\*1 Pearson chi-square probability

Number of Missing Observations: 58

8-Nov-94 \*\*\* p 1.503 ausl.jugendliche - Jugenddaten - \*\*\*  
 14:05:17 \*\*\* JUGOSLAWISCHE JUGENDLICHE \*\*\*

YUG JUGOSLAWEN by RF44 ANZAHL HEIMATAUFENTHALTE

Page 1 of 1

|              |         | RF44                |                     |                     |                     |               |
|--------------|---------|---------------------|---------------------|---------------------|---------------------|---------------|
| Count        | Row Pct | 1                   | 2                   | 3                   | 4                   | Row Total     |
| Col Pct      |         | T                   |                     |                     |                     |               |
|              |         | 1                   | 2                   | 3                   | 4                   | Total         |
| YUG          |         |                     |                     |                     |                     |               |
| REST         | 0       | 987<br>32.6<br>91.5 | 996<br>32.9<br>92.0 | 319<br>10.5<br>83.5 | 729<br>24.0<br>87.4 | 3030<br>89.8  |
| TRIFFT ZU    | 1       | 92<br>26.5<br>8.5   | 87<br>25.1<br>8.0   | 63<br>18.2<br>16.5  | 105<br>30.2<br>12.6 | 346<br>10.2   |
| Column Total |         | 1078<br>31.9        | 1083<br>32.1        | 382<br>11.3         | 833<br>24.7         | 3376<br>100.0 |

| Chi-Square                                  | Value    | DF | Significance |
|---|----------|----|--------------|
| Pearson                                     | 30.60650 | 3  | .00000       |
| Likelihood Ratio                            | 28.68391 | 3  | .00000       |
| Mantel-Haenszel test for linear association | 15.92779 | 1  | .00007       |

Minimum Expected Frequency - 39.145

| Statistic               | Value  | ASE1 | T-value | Approximate Significance |
|-------------------------|--------|------|---------|--------------------------|
| Phi                     | .09521 |      |         | .00000 *1                |
| Cramer's V              | .09521 |      |         | .00000 *1                |
| Contingency Coefficient | .09478 |      |         | .00000 *1                |

\*1 Pearson chi-square probability

Number of Missing Observations: 31

8-Nov-94 \*\*\* p 1.503 ausl.jugendliche - Jugenddaten - \*\*  
 14:05:17 \*\* JUGOSLAWISCHE JUGENDLICHE \*\*\*

YUG JUGOSLAWEN by RF44A DAUER D. HEIMATAUFENTHALTE

Page 1 of 1

|              |         | RF44A               |                     |                     |                     |               |
|--------------|---------|---------------------|---------------------|---------------------|---------------------|---------------|
| Count        | Row Pct | 1-3 WOCH EN         | 4-5 WOCH EN         | 6-8 WOCH EN         | 9 U.MEHR R WOCHEN   | Row Total     |
| Col Pct      |         | 1                   | 2                   | 3                   | 4                   | Total         |
| YUG          |         |                     |                     |                     |                     |               |
| REST         | 0       | 263<br>11.5<br>84.2 | 501<br>21.9<br>92.3 | 758<br>33.2<br>91.4 | 763<br>33.4<br>90.6 | 2285<br>90.4  |
| TRIFFT ZU    | 1       | 49<br>20.5<br>15.8  | 42<br>17.2<br>7.7   | 71<br>29.5<br>8.6   | 79<br>32.9<br>9.4   | 241<br>9.6    |
| Column Total |         | 312<br>12.4         | 543<br>21.5         | 830<br>32.8         | 842<br>33.3         | 2526<br>100.0 |

| Chi-Square                                  | Value    | DF | Significance |
|---|----------|----|--------------|
| Pearson                                     | 17.39373 | 3  | .00059       |
| Likelihood Ratio                            | 15.46725 | 3  | .00146       |
| Mantel-Haenszel test for linear association | 4.00975  | 1  | .04524       |

Minimum Expected Frequency - 29.856

| Statistic               | Value  | ASE1 | T-value | Approximate Significance |
|-------------------------|--------|------|---------|--------------------------|
| Phi                     | .08297 |      |         | .00059 *1                |
| Cramer's V              | .08297 |      |         | .00059 *1                |
| Contingency Coefficient | .08267 |      |         | .00059 *1                |

\*1 Pearson chi-square probability

Number of Missing Observations: 881

8-Nov-94 \*\*\* p 1.503 ausl.jugendliche - Jugenddaten - \*\*\*  
14:05:19 \*\*\* JUGOSLAWISCHE JUGENDLICHE \*\*\*

>Warning # 3211  
>On at least one case, the value of the weight variable was zero, negative, or missing. Such cases are considered missing by statistical procedures which need positively weighted cases, but remain on the file and are processed by non-statistical facilities such as LIST and SAVE.

Preceding task required 20.37 seconds CPU time; 28.22 seconds elapsed.

```
401 0 MULT RESPONSE GROUPS=F44B ANLASS F.HEIMATAUFENTHALT
402 0 (F44B1 TO F44B4(1)) /
403 0 VARIABLES=YUG(0,1) /
404 0 TABLES=YUG BY F44B /
405 0 STATISTICS 1 2
```

MULT RESPONSE requires 1144 bytes of workspace for execution.

8-Nov-94 \*\*\* p 1.503 ausl.jugendliche - Jugenddaten - \*\*\*  
14:05:40 \*\*\* JUGOSLAWISCHE JUGENDLICHE \*\*\*

\* \* \* C R O S S T A B U L A T I O N \* \* \*

YUG JUGOSLAWEN  
by F44B (tabulating 1) ANLASS F.HEIMATAUFENTHALT

**F44B**

| Count<br>Row pct<br>Col pct | ANLASS F ANLASS B ANLASS R ANLASS S |                 |                   |                | Row<br>Total |       |
|-----------------------------|-------------------------------------|-----------------|-------------------|----------------|--------------|-------|
|                             | ERIEU<br>F44B1                      | ESUCHE<br>F44B2 | UECKKEHR<br>F44B3 | ONST.<br>F44B4 |              |       |
| YUG                         | 0                                   | 1885            | 1224              | 27             | 70           | 2285  |
| REST                        |                                     | 82.5            | 53.6              | 1.2            | 3.1          | 90.6  |
|                             |                                     | 91.3            | 89.2              | 93.5           | 91.4         |       |
| TRIFFT ZU                   | 1                                   | 180             | 147               | 2              | 7            | 238   |
|                             |                                     | 75.5            | 62.0              | .8             | 2.8          | 9.4   |
|                             |                                     | 8.7             | 10.8              | 6.5            | 8.6          |       |
| Column                      |                                     | 2065            | 1372              | 28             | 77           | 2523  |
| Total                       |                                     | 81.8            | 54.4              | 1.1            | 3.1          | 100.0 |

Percents and totals based on respondents

2,523 valid cases; 884 missing cases

8-Nov-94 \*\*\* p 1.503 ausl.jugendliche - Jugenddaten - \*\*\*  
14:05:41 \*\*\* JUGOSLAWISCHE JUGENDLICHE \*\*\*

>Warning # 3211  
>On at least one case, the value of the weight variable was zero, negative, or missing. Such cases are considered missing by statistical procedures which need positively weighted cases, but remain on the file and are processed by non-statistical facilities such as LIST and SAVE.

Preceding task required 17.09 seconds CPU time; 22.17 seconds elapsed.

```
406 0 CROSSTABS TABLES=YUG BY F45 TO F46A RF47 RF48 F49 RF49A F49B
407 0 OPTIONS 3 4
408 0 STATISTICS 1 2 3
```

There are 4,441,568 bytes of memory available.

Memory allows for 32,767 cells with 2 dimensions for general CROSSTABS.

8-Nov-94 \*\*\* p 1.503 ausl.jugendliche - jugenddaten - \*\*\*  
14:06:06 \*\*\* JUGOSLAWISCHE JUGENDLICHE \*\*\*

YUG JUGOSLAWEN by F45 RELIGION

Page 1 of 1

| Count<br>Row Pct<br>Col Pct | F45               |                  |          |          |          |                      |                   |                   |                     |          |      | Row<br>Total |       |
|-----------------------------|-------------------|------------------|----------|----------|----------|----------------------|-------------------|-------------------|---------------------|----------|------|--------------|-------|
|                             | CHRISTEN<br>ALLG. | MUSLIME<br>ALLG. | SUNNITEN | ALEVITEN | SCHIITEN | ROEM.-KA<br>TH.CHRIS | ORTH.CHR<br>ISTEN | PROT.CHR<br>ISTEN | ARAMAE.C<br>HRISTEN | SONSTIGE | NEIN |              |       |
|                             | 1                 | 2                | 3        | 4        | 5        | 6                    | 7                 | 8                 | 9                   | 10       | 11   | Total        |       |
| YUG                         | 0                 | 245              | 1240     | 156      | 102      | 18                   | 571               | 206               | 8                   | 33       | 34   | 383          | 2997  |
| REST                        |                   | 8.2              | 41.4     | 5.2      | 3.4      | .6                   | 19.1              | 6.9               | .3                  | 1.1      | 1.1  | 12.8         | 89.6  |
|                             |                   | 80.4             | 98.6     | 100.0    | 100.0    | 91.0                 | 82.1              | 81.1              |                     | 100.0    | 96.6 | 80.6         |       |
| TRIFFT ZU                   | 1                 | 60               | 18       |          |          | 2                    | 124               | 48                | 2                   |          | 1    | 92           | 347   |
|                             |                   | 17.2             | 5.2      |          |          | .5                   | 35.8              | 13.9              | .5                  |          | .3   | 26.5         | 10.4  |
|                             |                   | 19.6             | 1.4      |          |          | 9.0                  | 17.9              | 18.9              |                     |          | 3.4  | 19.4         |       |
| Column                      |                   | 304              | 1259     | 156      | 102      | 20                   | 696               | 254               | 10                  | 33       | 35   | 475          | 3344  |
| Total                       |                   | 9.1              | 37.6     | 4.7      | 3.1      | .6                   | 20.8              | 7.6               | .3                  | 1.0      | 1.1  | 14.2         | 100.0 |

| Chi-Square               | Value     | DF | Significance |
|--------------------------|-----------|----|--------------|
| Pearson                  | 275.21390 | 10 | .00000       |
| Likelihood Ratio         | 339.19995 | 10 | .00000       |
| Mantel-Haenszel test for | 103.66874 | 1  | .00000       |

linear association

Minimum Expected Frequency - 1.002  
 Cells with Expected Frequency < 5 - 4 OP 22 ( 18.2%)

| Statistic               | Value  | ASE1 | T-value | Approximate Significance |
|-------------------------|--------|------|---------|--------------------------|
| Phi                     | .28690 |      |         | .00000 *1                |
| Cramer's V              | .28690 |      |         | .00000 *1                |
| Contingency Coefficient | .27578 |      |         | .00000 *1                |

\*1 Pearson chi-square probability

Number of Missing Observations: 63

8-Nov-94 \*\*\* p 1.503 ausl.jugendliche - jugenddaten - \*\*\*  
 14:06:07 \*\*\* JUGOSLAWISCHE JUGENDLICHE \*\*\*

YUG JUGOSLAWEN by F45A RELIGIOESITAET

Page 1 of 1

| Count<br>Row Pct<br>Col Pct | F45A              |                   |                  |      |                    |                       | Row<br>Total |       |
|-----------------------------|-------------------|-------------------|------------------|------|--------------------|-----------------------|--------------|-------|
|                             | STRENG P<br>RAKT. | PRAKTIZI<br>EREND | GELEGENT<br>LICH | KAUM | NICHT PR<br>AKTIZ. | GEH.K.GL.<br>AUBEN AN |              |       |
|                             | 1                 | 2                 | 3                | 4    | 5                  | 6                     |              |       |
| YUG                         | 0                 | 194               | 815              | 696  | 538                | 495                   | 264          | 3002  |
| REST                        |                   | 6.5               | 27.1             | 23.2 | 17.9               | 16.5                  | 8.8          | 89.7  |
|                             |                   | 98.0              | 92.8             | 92.4 | 87.5               | 87.0                  | 79.2         |       |
| TRIFFT ZU                   | 1                 | 4                 | 63               | 57   | 76                 | 74                    | 69           | 344   |
|                             |                   | 1.1               | 18.4             | 16.6 | 22.3               | 21.5                  | 20.2         | 10.3  |
|                             |                   | 2.0               | 7.2              | 7.6  | 12.5               | 13.0                  | 20.8         |       |
| Column<br>Total             |                   | 198               | 878              | 753  | 614                | 569                   | 333          | 3346  |
|                             |                   | 5.9               | 26.2             | 22.5 | 18.4               | 17.0                  | 10.0         | 100.0 |

| Chi-Square                                  | Value    | DF | Significance |
|---|----------|----|--------------|
| Pearson                                     | 77.87972 | 5  | .00000       |
| Likelihood Ratio                            | 77.31448 | 5  | .00000       |
| Mantel-Haenszel test for linear association | 69.03294 | 1  | .00000       |

Minimum Expected Frequency - 20.351

| Statistic               | Value  | ASE1 | T-value | Approximate Significance |
|-------------------------|--------|------|---------|--------------------------|
| Phi                     | .15257 |      |         | .00000 *1                |
| Cramer's V              | .15257 |      |         | .00000 *1                |
| Contingency Coefficient | .15082 |      |         | .00000 *1                |

\*1 Pearson chi-square probability

Number of Missing Observations: 61

8-Nov-94 \*\*\* p 1.503 ausl.jugendliche - jugenddaten - \*\*\*  
 14:06:08 \*\*\* JUGOSLAWISCHE JUGENDLICHE \*\*\*

YUG JUGOSLAWEN by F46 MUTTERSPR. UNTERSICHT

Page 1 of 1

| Count<br>Row Pct<br>Col Pct | F46 |      | Row<br>Total |       |
|-----------------------------|-----|------|--------------|-------|
|                             | JA  | NEIN |              |       |
|                             | 1   | 2    |              |       |
| YUG                         | 0   | 428  | 1556         | 1984  |
| REST                        |     | 21.6 | 78.4         | 85.9  |
|                             |     | 87.4 | 85.5         |       |
| TRIFFT ZU                   | 1   | 62   | 264          | 326   |
|                             |     | 18.9 | 81.1         | 14.1  |
|                             |     | 12.6 | 14.5         |       |
| Column<br>Total             |     | 489  | 1821         | 2310  |
|                             |     | 21.2 | 78.8         | 100.0 |

| Chi-Square                                  | Value   | DF | Significance |
|---|---------|----|--------------|
| Pearson                                     | 1.17612 | 1  | .27815       |
| Continuity Correction                       | 1.02279 | 1  | .31186       |
| Likelihood Ratio                            | 1.20366 | 1  | .27259       |
| Mantel-Haenszel test for linear association | 1.17561 | 1  | .27825       |

Minimum Expected Frequency - 68.982

| Statistic | Value  | ASE1 | T-value | Approximate Significance |
|-----------|--------|------|---------|--------------------------|
| Phi       | .02257 |      |         | .27815 *1                |

Cramer's V .02257 .27815 \*1  
 Contingency Coefficient .02256 .27815 \*1

\*, Pearson chi-square probability

Number of Missing Observations: 1097

8-Nov-94 \*\*\* p 1.503 ausl.jugendliche - jugenddaten - \*\*\*  
 14:06:08 \*\*\* JUGOSLAWISCHE JUGENDLICHE \*\*\*

YUG JUGOSLAWEN by F46A KORANSCHULE

Page 1 of 1

| Count        | F46A    |              |           |          | Row Total |
|--------------|---------|--------------|-----------|----------|-----------|
|              | BESUCHE | HABE BESUCHT | NEIN, NIE | SONSTIGE |           |
| Row Pct      | 1       | 2            | 3         | 4        | Row Total |
| Col Pct      | UCHT S  |              |           |          | Row Total |
| 0            | 93      | 551          | 1127      | 31       | 1802      |
| REST         | 5.2     | 30.6         | 62.6      | 1.7      | 100.0     |
|              | 100.0   | 100.0        | 100.0     | 100.0    |           |
| Column Total | 93      | 551          | 1127      | 31       | 1802      |
|              | 5.2     | 30.6         | 62.6      | 1.7      | 100.0     |

>Warning # 10307  
 >Statistics cannot be computed when the number of non-empty rows or columns is >one.

Number of Missing Observations: 1605

8-Nov-94 \*\*\* p 1.503 ausl.jugendliche - jugenddaten - \*\*\*  
 14:06:08 \*\*\* JUGOSLAWISCHE JUGENDLICHE \*\*\*

YUG JUGOSLAWEN by RF47 MUTTERSPRACHE

Page 1 of 1

| Count        | RF47          |         |          | Row Total |
|--------------|---------------|---------|----------|-----------|
|              | LANDESSPRACHE | DEUTSCH | SONST.SP |           |
| Row Pct      | 1             | 2       | 3        | Row Total |
| Col Pct      | RACHE         |         |          | Row Total |
| 0            | 2689          | 201     | 85       | 2975      |
| REST         | 90.4          | 6.8     | 2.9      | 89.8      |
|              | 90.8          | 89.5    | 67.9     |           |
| 1            | 274           | 24      | 40       | 338       |
| TRIFFT ZU    | 81.1          | 7.0     | 11.9     | 10.2      |
|              | 9.2           | 10.5    | 32.1     |           |
| Column Total | 2963          | 225     | 125      | 3313      |
| Total        | 89.4          | 6.8     | 3.8      | 100.0     |

| Chi-Square                                  | Value    | DF | Significance |
|---|----------|----|--------------|
| Pearson                                     | 68.24898 | 2  | .00000       |
| Likelihood Ratio                            | 47.47062 | 2  | .00000       |
| Mantel-Haenszel test for linear association | 51.00945 | 1  | .00000       |

Minimum Expected Frequency - 12.731

| Statistic               | Value  | ASE1 | T-value | Approximate Significance |
|-------------------------|--------|------|---------|--------------------------|
| Phi                     | .14353 |      |         | .00000 *1                |
| Cramer's V              | .14353 |      |         | .00000 *1                |
| Contingency Coefficient | .14207 |      |         | .00000 *1                |

\*1 Pearson chi-square probability

Number of Missing Observations: 94

8-NOV-94 \*\*\* p 1.503 ausl.jugendliche - Jugenddaten - \*\*\*  
 14:06:09 \*\*\* JUGOSLAWISCHE JUGENDLICHE \*\*\*

YUG JUGOSLAWEN by RF48 VOLKSGRUPPE

Page 1 of 1

| Count        | RF48        |          | Row Total |
|--------------|-------------|----------|-----------|
|              | HAUPTGRUPPE | MINDERHE |           |
| Row Pct      | 1           | 2        | Row Total |
| Col Pct      | IT          |          | Row Total |
| 0            | 2782        | 275      | 3057      |
| REST         | 91.0        | 9.0      | 89.7      |
|              | 94.2        | 60.6     |           |
| 1            | 171         | 179      | 350       |
| TRIFFT ZU    | 48.9        | 51.1     | 10.3      |
|              | 5.8         | 39.4     |           |
| Column Total | 2953        | 454      | 3407      |
| Total        | 86.7        | 13.3     | 100.0     |

| Chi-Square                                  | Value     | DF | Significance |
|---|-----------|----|--------------|
| Pearson                                     | 482.42645 | 1  | .00000       |
| Continuity Correction                       | 478.78671 | 1  | .00000       |
| Likelihood Ratio                            | 340.17381 | 1  | .00000       |
| Mantel-Haenszel test for linear association | 482.28484 | 1  | .00000       |

Minimum Expected Frequency - 46.647

| Statistic               | Value  | ASE1 | T-value | Approximate Significance |
|-------------------------|--------|------|---------|--------------------------|
| Phi                     | .37630 |      |         | .00000 *1                |
| Cramer's V              | .37630 |      |         | .00000 *1                |
| Contingency Coefficient | .35219 |      |         | .00000 *1                |

\*1 Pearson chi-square probability

Number of Missing Observations: 0

8-Nov-94 \*\*\* p 1.503 ausl.jugendliche - jugenddaten - \*\*\*  
14:06:09 \*\*\* JUGOSLAWISCHE JUGENDLICHE \*\*\*

YUG JUGOSLAWEN by F49 RUECKKEHRPLAENE

Page 1 of 1

|           |         | F49      |          |         |          |          |          |       |
|-----------|---------|----------|----------|---------|----------|----------|----------|-------|
| Count     | Row Pct | WILL NAC | EINIGE J | IMMER B | KEINE PL | IN AND.L | WEISS NI | Row   |
| Col Pct   |         | H...ZURU | BLEIBEN  | LEIBEN  | AENE     | AND      | CHT      | Total |
|           |         | 1        | 2        | 3       | 4        | 5        | 6        |       |
| YUG       | 0       | 192      | 626      | 809     | 1020     | 69       | 310      | 3026  |
| REST      |         | 6.3      | 20.7     | 26.7    | 33.7     | 2.3      | 10.3     | 89.8  |
|           |         | 97.0     | 91.6     | 87.4    | 89.9     | 87.7     | 88.8     |       |
|           | 1       | 6        | 57       | 116     | 115      | 10       | 39       | 343   |
| TRIFFT ZU |         | 1.8      | 16.7     | 33.9    | 33.4     | 2.8      | 11.4     | 10.2  |
|           |         | 3.0      | 8.4      | 12.6    | 10.1     | 12.3     | 11.2     |       |
| Column    |         | 198      | 684      | 926     | 1134     | 78       | 350      | 3369  |
| Total     |         | 5.9      | 20.3     | 27.5    | 33.7     | 2.3      | 10.4     | 100.0 |

| Chi-Square                                  | Value    | DF | Significance |
|---|----------|----|--------------|
| Pearson                                     | 20.05592 | 5  | .00122       |
| Likelihood Ratio                            | 23.57722 | 5  | .00026       |
| Mantel-Haenszel test for linear association | 5.70804  | 1  | .01689       |

Minimum Expected Frequency - 7.997

| Statistic               | Value  | ASE1 | T-value | Approximate Significance |
|-------------------------|--------|------|---------|--------------------------|
| Phi                     | .07715 |      |         | .00122 *1                |
| Cramer's V              | .07715 |      |         | .00122 *1                |
| Contingency Coefficient | .07692 |      |         | .00122 *1                |

\*1 Pearson chi-square probability

Number of Missing Observations: 38

8-Nov-94 \*\*\* p 1.503 ausl.jugendliche - Jugenddaten - \*\*\*  
14:06:10 \*\*\* JUGOSLAWISCHE JUGENDLICHE \*\*\*

YUG JUGOSLAWEN by RF49A AUFENTHALTSABSICHT

Page 1 of 1

|           |         | RF49A    |        |        |          |          |         |       |
|-----------|---------|----------|--------|--------|----------|----------|---------|-------|
| Count     | Row Pct | 1-3 JAHR | 4-6 J. | 7-9 J. | 10 U.MEH | IMMER BL | WEISS N | Row   |
| Col Pct   |         | E        |        | R J.   | EIBEN    | ICHT     |         | Total |
|           |         | 1        | 2      | 3      | 4        | 5        | 6       |       |
| YUG       | 0       | 162      | 168    | 30     | 210      | 881      | 1558    | 3010  |
| REST      |         | 5.4      | 5.6    | 1.0    | 7.0      | 29.3     | 51.8    | 89.9  |
|           |         | 92.6     | 96.4   | 94.4   | 92.7     | 87.4     | 89.9    |       |
|           | 1       | 13       | 6      | 2      | 17       | 127      | 175     | 339   |
| TRIFFT ZU |         | 3.8      | 1.9    | .5     | 4.9      | 37.4     | 51.5    | 10.1  |
|           |         | 7.4      | 3.6    | 5.6    | 7.3      | 12.6     | 10.1    |       |
| Column    |         | 175      | 174    | 32     | 227      | 1008     | 1733    | 3349  |
| Total     |         | 5.2      | 5.2    | 1.0    | 6.8      | 30.1     | 51.7    | 100.0 |

| Chi-Square                                  | Value    | DF | Significance |
|---|----------|----|--------------|
| Pearson                                     | 18.83649 | 5  | .00206       |
| Likelihood Ratio                            | 21.24692 | 5  | .00073       |
| Mantel-Haenszel test for linear association | 6.52447  | 1  | .01064       |

Minimum Expected Frequency - 3.262  
Cells with Expected Frequency < 5 - 1 OF 12 ( 8.3%)

| Statistic               | Value  | ASE1 | T-value | Approximate Significance |
|-------------------------|--------|------|---------|--------------------------|
| Phi                     | .07500 |      |         | .00206 *1                |
| Cramer's V              | .07500 |      |         | .00206 *1                |
| Contingency Coefficient | .07479 |      |         | .00206 *1                |

\*1 Pearson chi-square probability

Number of Missing Observations: 58

8-NOV-94 \*\*\* p 1.503 ausl.jugendliche - jugenddaten - \*\*\*  
 14:06:10 \*\*\* JUGOSLAWISCHE JUGENDLICHE \*\*\*

YUG JUGOSLAWEN by P49B RUECKKEHRORT

F49B Page 1 of 1

| Count     | Row Pct | F49B     |         |      | Row Total |
|-----------|---------|----------|---------|------|-----------|
|           |         | AUSW.ORT | AND.ORT | TNZ  |           |
| Col Pct   |         | 1        | 2       | 3    |           |
| YUG       |         |          |         |      |           |
| 0         |         | 790      | 542     | 273  | 1604      |
| REST      |         | 49.2     | 33.8    | 17.0 | 92.7      |
|           |         | 96.1     | 90.2    | 88.9 |           |
| 1         |         | 32       | 59      | 34   | 126       |
| TRIFFT ZU |         | 25.8     | 47.0    | 27.2 | 7.3       |
|           |         | 3.9      | 9.8     | 11.1 |           |
| Column    |         | 822      | 601     | 307  | 1730      |
| Total     |         | 47.5     | 34.7    | 17.8 | 100.0     |

| Chi-Square                                  | Value    | DF | Significance |
|---|----------|----|--------------|
| Pearson                                     | 26.12321 | 2  | .00000       |
| Likelihood Ratio                            | 27.18672 | 2  | .00000       |
| Mantel-Haenszel test for linear association | 23.30466 | 1  | .00000       |

Minimum Expected Frequency - 22.293

| Statistic               | Value  | ASE1 | T-value | Approximate Significance |
|-------------------------|--------|------|---------|--------------------------|
| Phi                     | .12288 |      |         | .00000 *1                |
| Cramer's V              | .12288 |      |         | .00000 *1                |
| Contingency Coefficient | .12196 |      |         | .00000 *1                |

\*1 Pearson chi-square probability

Number of Missing Observations: 1677

8-Nov-94 \*\*\* p 1.503 ausl.jugendliche - jugenddaten - \*\*\*  
 14:06:11 \*»• JUGOSLAWISCHE JUGENDLICHE \*\*\*

>Warning # 3211  
 >On at least one case, the value of the weight variable was zero, negative, or missing. Such cases are considered missing by statistical procedures which need positively weighted cases, but remain on the file and are processed by non-statistical facilities such as LIST and SAVE.

Preceding task required 22.69 seconds CPU time; 29.76 seconds elapsed.

409 0 BREAKDOWN TABLES-F49A BY YUG

There are 4,441,568 bytes of memory available.

Given workspace allows for 32,767 cells of 1 dimensions for MEANS.

8-Nov-94 \*\*\* p 1.503 ausl.jugendliche - jugenddaten - \*\*\*  
 14:06:33 \*\*\* JUGOSLAWISCHE JUGENDLICHE \*\*\*

- - Description of Subpopulations - -

Summarxes of F49A AUFENTHALTSABSICHT  
 By levels Of YUG JUGOSLAWEN

| Variable              | Value | Label     | Mean    | Std Dev | Cases |
|-----------------------|-------|-----------|---------|---------|-------|
| For Entire Population |       |           | 76.8211 | 32.9165 | 3349  |
| YUG                   | 0     | REST      | 76.0690 | 33.4503 | 3010  |
| YUG                   | 1     | TRIFFT ZU | 83.4900 | 26.8713 | 339   |

Total Cases - 3407  
 Missing Cases - 58 or 1.7 Pct

8-Nov-94 \*\*\* p 1.503 ausl.jugendliche - jugenddaten - \*\*\*

14:06:34 \*\*\* JUGOSLAWISCHE JUGENDLICHE \*\*\*

>Warning # 3211  
 >On at least one case, the value of the weight variable was zero, negative, or  
 >missing. Such cases are considered missing by statistical procedures which  
 >need positively weighted cases, but remain on the file and are processed by  
 >non-statistical facilities such as LIST and SAVE.

Preceding task required 16.04 seconds CPU time; 22.66 seconds elapsed.

```
410 0 MULT RESPONSE GROUPS=F49C GRUENDE PRO-CONTRA HIERBLEIBEN
411 0 (F49C1 TO F49C15,DUMMY(1))/
412 0 VARIABLES=YUG(0,1) /
413 0 TABLES=YUG BY F49C /
414 0 STATISTICS 1 2
```

MULT RESPONSE requires 1432 bytes of workspace for execution.

8-Nov-94 \*\*\* p 1.503 ausl.jugendliche - Jugenddaten - \*\*\*  
 14:06:59 \*\*\* JUGOSLAWISCHE JUGENDLICHE \*\*\*

\*\*\* CROSSTABULATION \*\*\*

YUG JUGOSLAWEN  
 by F49C (tabulating 1) GRUENDE PRO-CONTRA HIERBLEIBEN

Page 1 of 2

F49C

| YUG             | Count<br>Row pct<br>Col pct | MEINE AR            | AUFENTHA            | ARBEITSP            | WOHNUNG            | FAMILIEN            | RECHTSSI            | MICH ALS            | FREUNDL.            | ARB.MARK            | POLIT.             | S ALS               | ...  | Row<br>Total  |
|-----------------|-----------------------------|---------------------|---------------------|---------------------|--------------------|---------------------|---------------------|---------------------|---------------------|---------------------|--------------------|---------------------|------|---------------|
|                 |                             | BEITSERL            | LT SERLAU           | LATZ                | ANGEH.             | TUATION             | BUERGER             | BEHANDE             | T HK.LAN            | IT. IN D            | (STAATSA           | HE                  | NGEH |               |
|                 |                             | F49C1               | F49C2               | F49C3               | F49C4              | F49C5               | F49C6               | F49C7               | F49C8               | F49C9               | F49C10             | F49C11              |      |               |
| REST            | 0                           | 541<br>17.7<br>88.4 | 365<br>11.9<br>91.2 | 611<br>20.0<br>87.9 | 238<br>7.8<br>90.4 | 897<br>29.3<br>90.8 | 602<br>19.7<br>93.5 | 649<br>21.2<br>86.5 | 588<br>19.2<br>95.6 | 741<br>24.2<br>90.7 | 222<br>7.3<br>82.0 | 361<br>11.8<br>92.8 |      | 3057<br>89.7  |
| TRIFFT ZU       | 1                           | 71<br>20.2<br>11.6  | 35<br>10.0<br>8.8   | 84<br>24.0<br>12.1  | 25<br>7.2<br>9.6   | 91<br>26.0<br>9.2   | 42<br>11.9<br>6.5   | 101<br>28.9<br>13.5 | 27<br>7.7<br>4.4    | 76<br>21.6<br>9.3   | 49<br>14.0<br>18.0 | 28<br>8.0<br>7.2    |      | 350<br>10.3   |
| Column<br>Total |                             | 612<br>18.0         | 400<br>11.7         | 695<br>20.4         | 263<br>7.7         | 988<br>29.0         | 644<br>18.9         | 750<br>22.0         | 615<br>18.0         | 817<br>24.0         | 271<br>8.0         | 389<br>11.4         |      | 3407<br>100.0 |

Percents and totals based on respondents

(Continued)

8-Nov-94 \*\*\* p 1.503 ausl.jugendliche - Jugenddaten - \*\*\*  
 14:06:59 \*\*\* JUGOSLAWISCHE JUGENDLICHE \*\*\*

\*\*\* CROSSTABULATION \*\*\*

YUG JUGOSLAWEN  
 by F49C (tabulating 1) GRUENDE PRO-CONTRA HIERBLEIBEN

Page 2 of 2

F49C

| YUG             | Count<br>Row pct<br>Col pct | MILITAER           | POLIT. S            | PARTNER             | SONSTIGE           | Row<br>Total          |               |
|-----------------|-----------------------------|--------------------|---------------------|---------------------|--------------------|-----------------------|---------------|
|                 |                             | DIENST             | IT. BRD             | S                   | S                  |                       |               |
|                 |                             | F49C12             | F49C13              | F49C14              | F49C15             | DUMMY                 |               |
| REST            | 0                           | 206<br>6.7<br>86.6 | 315<br>10.3<br>89.5 | 513<br>16.8<br>87.0 | 222<br>7.2<br>88.5 | 3057<br>100.0<br>89.7 | 3057<br>89.7  |
| TRIFFT ZU       | 1                           | 32<br>9.1<br>13.4  | 37<br>10.6<br>10.5  | 77<br>21.9<br>13.0  | 29<br>8.2<br>11.5  | 350<br>100.0<br>10.3  | 350<br>10.3   |
| Column<br>Total |                             | 238<br>7.0         | 353<br>10.3         | 589<br>17.3         | 250<br>7.3         | 3407<br>100.0         | 3407<br>100.0 |

Percents and totals based on respondents

3,407 valid cases; 0 missing cases

8-NOV-94 \*\*\* p 1.503 ausl.jugendliche ~ Jugenddaten - \*\*\*  
 14:07:00 \*\*\* JUGOSLAWISCHE JUGENDLICHE \*\*\*

>Warning # 3211  
 >On at least one case, the value of the weight variable was zero, negative, or  
 >missing. Such cases are considered missing by statistical procedures which  
 >need positively weighted cases, but remain on the file and are processed by  
 >non-statistical facilities such as LIST and SAVE.

Preceding task required 19.41 seconds CPU time; 25.01 seconds elapsed.

```
415 0 CROSSTABS TABLES=YUG BY F50 TO F54 RF551 TO RF554 RF55A1 TO RF55A4
416 0 RRF55 RRF55A RRF55IND
417 0 OPTIONS 3 4
418 0 STATISTICS 1 2 3
```

There are 4,441,568 bytes of memory available.

Memory allows for 32,767 cells with 2 dimensions for general CROSSTABS.

8-Nov-94 \*\*\* p 1.503 ausl.jugendliche - jugenddaten - \*\*\*  
 14:07:34 \*\*\* JUGOSLAWISCHE JUGENDLICHE \*\*\*

YUG JUGOSLAWEN by F50 WOHLFUEHLEN BRD

Page 1 of 1

|              |         | F50       |          |         |                |              |           |
|--------------|---------|-----------|----------|---------|----------------|--------------|-----------|
| Count        | Row Pct | SEHR WOHL | REL.WOHL | ES GEHT | ETWAS UN* WOHL | SEHR UNW OHL | Row Total |
| Col Pct      | L       | 1         | 2        | 3       | 4              | 5            |           |
| YUG          | 0       | 1271      | 1064     | 587     | 85             | 29           | 3035      |
| REST         |         | 41.9      | 35.0     | 19.3    | 2.8            | .9           | 89.7      |
|              |         | 85.7      | 92.4     | 94.5    | 84.1           | 100.0        |           |
|              | 1       | 212       | 87       | 34      | 16             |              | 350       |
| TRIFFT ZU    |         | 60.6      | 25.0     | 9.8     | 4.6            |              | 10.3      |
|              |         | 14.3      | 7.6      | 5.5     | 15.9           |              |           |
| Column Total |         | 1483      | 1151     | 621     | 101            | 29           | 3385      |
|              |         | 43.8      | 34.0     | 18.4    | 3.0            | .9           | 100.0     |

| Chi-Square                                  | Value    | DF | Significance |
|---|----------|----|--------------|
| Pearson                                     | 56.61355 | 4  | .00000       |
| Likelihood Ratio                            | 60.43207 | 4  | .00000       |
| Mantel-Haenszel test for linear association | 30.24515 | 1  | .00000       |

Minimum Expected Frequency - 2.982  
 Cells with Expected Frequency < 5 - 1 OF 10 ( 10.0%)

| Statistic               | Value  | ASE1 | T-value | Approximate Significance |
|-------------------------|--------|------|---------|--------------------------|
| Phi                     | .12933 |      |         | .00000 *1                |
| Cramer's V              | .12933 |      |         | .00000 *1                |
| Contingency Coefficient | .12826 |      |         | .00000 *1                |

\*1 Pearson chi-square probability

Number of Missing Observations: 22

8-Nov-94 \*\*\* p 1.503 ausl.jugendliche - jugenddaten - \*\*\*  
 14:07:36 \*\*\* JUGOSLAWISCHE JUGENDLICHE \*\*\*

YUG JUGOSLAWEN by F51 ANNAHME DT. STAATSB.SCHAFT

Page 1 of 1

|              |         | F51  |                |      |           |
|--------------|---------|------|----------------|------|-----------|
| Count        | Row Pct | GERN | NUR WENN BEIDE | NEIN | Row Total |
| Col Pct      | L       | 1    | 2              | 3    |           |
| YUG          | 0       | 502  | 1288           | 1190 | 2980      |
| REST         |         | 16.8 | 43.2           | 39.9 | 89.6      |
|              |         | 88.3 | 89.2           | 90.6 |           |
|              | 1       | 67   | 156            | 123  | 346       |
| TRIFFT ZU    |         | 19.3 | 45.1           | 35.6 | 10.4      |
|              |         | 11.7 | 10.8           | 9.4  |           |
| Column Total |         | 569  | 1444           | 1313 | 3326      |
|              |         | 17.1 | 43.4           | 39.5 | 100.0     |

| Chi-Square                                  | Value   | DF | Significance |
|---|---------|----|--------------|
| Pearson                                     | 2.79303 | 2  | .24746       |
| Likelihood Ratio                            | 2.79573 | 2  | .24712       |
| Mantel-Haenszel test for linear association | 2.74580 | 1  | .09751       |

Minimum Expected Frequency - 59.123

| Statistic               | Value  | ASE1 | T-value | Approximate Significance |
|-------------------------|--------|------|---------|--------------------------|
| Phi                     | .02898 |      |         | .24746 *1                |
| Cramer's V              | .02898 |      |         | .24746 *1                |
| Contingency Coefficient | .02897 |      |         | .24746 *1                |

\*1 Pearson chi-square probability

Number of Missing Observations: 81

8-Nov-94 \*\*\* p 1.503 ausl.jugendliche - jugenddaten - \*\*\*  
 14:07:36 \*\*\* JUGOSLAWISCHE JUGENDLICHE \*\*\*

YUG JUGOSLAWEN by F51A AUFENTH. STATUS



Page 1 of 1

|              |         | F51A                |                      |                     |                    |               |
|--------------|---------|---------------------|----------------------|---------------------|--------------------|---------------|
| Count        | Row Pct | BEFR.AUP            | UNBEFR.A             | AUF.BERE            | WEISS NI           | Row           |
| Col Pct      | Col Pct | ENTH.               | UF.                  | CHT.                | CHT.               | Total         |
|              |         | 1                   | 2                    | 3                   | 4                  |               |
| YUG          |         |                     |                      |                     |                    |               |
| REST         | 0       | 574<br>19.2<br>92.2 | 1336<br>44.7<br>91.2 | 814<br>27.2<br>88.5 | 266<br>8.9<br>82.3 | 2991<br>89.8  |
| TRIFFT ZU    | 1       | 48<br>14.2<br>7.8   | 129<br>37.8<br>8.8   | 106<br>31.2<br>11.5 | 57<br>16.7<br>17.7 | 340<br>10.2   |
| Column Total |         | 623<br>18.7         | 1465<br>44.0         | 920<br>27.6         | 323<br>9.7         | 3331<br>100.0 |

| Chi-Square                                  | Value    | DF | Significance |
|---|----------|----|--------------|
| Pearson                                     | 28.64921 | 3  | .00000       |
| Likelihood Ratio                            | 25.95954 | 3  | .00001       |
| Mantel-Haenszel test for linear association | 24.28375 | 1  | .00000       |
| Minimum Expected Frequency -                | 32.965   |    |              |

| Statistic               | Value  | ASE1 | T-value | Approximate Significance |
|-------------------------|--------|------|---------|--------------------------|
| Phi                     | .09274 |      |         | .00000 *1                |
| Cramer's V              | .09274 |      |         | .00000 *1                |
| Contingency Coefficient | .09235 |      |         | .00000 *1                |

\*1 Pearson chi-square probability

Number of Missing Observations: 76

8-Nov-94 \*\*\* p 1.503 ausl.jugendliche - Jugenddaten - \*\*\*  
14:07:37 \*\*\* JUGOSLAWISCHE JUGENDLICHE \*\*\*

YUG JUGOSLAWEN by F52 VORURTEILE GEGEN AUSLAENDER

Page 1 of 1

|              |         | F52                 |                      |                     |               |
|--------------|---------|---------------------|----------------------|---------------------|---------------|
| Count        | Row Pct | JA.GROSS            | JA,KLEIN             | NEIN                | Row           |
| Col Pct      | Col Pct | ER TEIL             | ER TEIL              | 3                   | Total         |
|              |         | 1                   | 2                    |                     |               |
| YUG          |         |                     |                      |                     |               |
| REST         | 0       | 811<br>26.7<br>95.7 | 1551<br>51.1<br>89.6 | 673<br>22.2<br>83.5 | 3036<br>89.7  |
| TRIFFT ZU    | 1       | 37<br>10.5<br>4.3   | 181<br>51.6<br>10.4  | 133<br>37.9<br>16.5 | 350<br>10.3   |
| Column Total |         | 848<br>25.0         | 1732<br>51.1         | 806<br>23.8         | 3386<br>100.0 |

| Chi-Square                                  | Value    | DF | Significance |
|---|----------|----|--------------|
| Pearson                                     | 65.98995 | 2  | .00000       |
| Likelihood Ratio                            | 69.88754 | 2  | .00000       |
| Mantel-Haenszel test for linear association | 65.96981 | 1  | .00000       |
| Minimum Expected Frequency -                | 83.379   |    |              |

| Statistic               | Value  | ASE1 | T-value | Approximate Significance |
|-------------------------|--------|------|---------|--------------------------|
| Phi                     | .13960 |      |         | .00000 *1                |
| Cramer's V              | .13960 |      |         | .00000 *1                |
| Contingency Coefficient | .13826 |      |         | .00000 *1                |

\*1 Pearson chi-square probability

Number of Missing Observations: 21

8-Nov-94 \*\*\* p 1.503 ausl.jugendliche - Jugenddaten - \*\*\*  
14:07:38 \*\*\* JUGOSLAWISCHE JUGENDLICHE \*\*\*

YUG JUGOSLAWEN by F53 HEIRATSBEREITSCHAFT

Page 1 of 1

|           |         | F53                 |                      |                     |                    |                     |              |
|-----------|---------|---------------------|----------------------|---------------------|--------------------|---------------------|--------------|
| Count     | Row Pct | JA,AUF J            | JA,EVTL              | NEIN                | MIT DT.V           | MIT AND             | Row          |
| Col Pct   | Col Pct | ED.FALL             |                      |                     | ERH.               | .NAT.VER            | Total        |
|           |         | 1                   | 2                    | 3                   | 4                  | 5                   |              |
| YUG       |         |                     |                      |                     |                    |                     |              |
| REST      | 0       | 506<br>16.8<br>83.1 | 1155<br>38.3<br>88.4 | 818<br>27.2<br>94.5 | 110<br>3.6<br>83.0 | 423<br>14.1<br>95.1 | 3012<br>89.7 |
| TRIFFT ZU | 1       | 103<br>29.8         | 152<br>43.8          | 47<br>13.6          | 22<br>6.5          | 22<br>6.2           | 346<br>10.3  |

|        |      |      |      |      |      |       |
|--------|------|------|------|------|------|-------|
|        | 16.9 | 11.6 | 5.5  | 17.0 | 4.9  |       |
| Column | 609  | 1307 | 866  | 132  | 445  | 3358  |
| Total  | 18.1 | 38.9 | 25.8 | 3.9  | 13.2 | 100.0 |

| Chi-Square                                  | Value    | DF | Significance |
|---|----------|----|--------------|
| Pearson                                     | 73.94785 | 4  | .00000       |
| Likelihood Ratio                            | 75.97238 | 4  | .00000       |
| Mantel-Haenszel test for linear association | 41.01963 | 1  | .00000       |

Minimum Expected Frequency - 13.587

| Statistic               | Value  | ASE1 | T-value | Approximate Significance |
|-------------------------|--------|------|---------|--------------------------|
| Phi                     | .14839 |      |         | .00000 *1                |
| Cramer's v              | .14839 |      |         | .00000 *1                |
| Contingency Coefficient | .14679 |      |         | .00000 *1                |

\*1 Pearson chi-square probability

Number of Missing Observations: 49

8-Nov-94 \*\*\* p 1.503 ausl.jugendliche - Jugenddaten - \*\*\*  
14:07:38 \*\*\* JUGOSLAWISCHE JUGENDLICHE \*\*\*

YUG JUGOSLAWEN by F54 ERLEBTE NACHTEILE

Page 1 of 1

| Count<br>Row Pct<br>Col Pct | F54           |                     |                     | Row<br>Total         |              |
|-----------------------------|---------------|---------------------|---------------------|----------------------|--------------|
|                             | HAEUFIGE<br>R | SELTENER<br>T       | GAR NICH<br>T       |                      |              |
|                             | 1             | 2                   | 3                   |                      |              |
| YUG                         |               |                     |                     |                      |              |
| REST                        | 0             | 362<br>11.9<br>95.5 | 967<br>31.8<br>93.4 | 1710<br>56.3<br>86.6 | 3039<br>89.7 |
| TRIFFT ZU                   | 1             | 17<br>4.8<br>4.5    | 68<br>19.4<br>6.6   | 265<br>75.7<br>13.4  | 350<br>10.3  |
| Column                      | 379           | 1035                | 1976                | 3389                 |              |
| Total                       | 11.2          | 30.5                | 58.3                | 100.0                |              |

| Chi-Square                                  | Value    | DF | Significance |
|---|----------|----|--------------|
| Pearson                                     | 50.27380 | 2  | .00000       |
| Likelihood Ratio                            | 54.19875 | 2  | .00000       |
| Mantel-Haenszel test for linear association | 46.74875 | 1  | .00000       |

Minimum Expected Frequency - 39.133

| Statistic               | Value  | ASE1 | T-value | Approximate Significance |
|-------------------------|--------|------|---------|--------------------------|
| Phi                     | .12180 |      |         | .00000 *1                |
| Cramer's v              | .12180 |      |         | .00000 *1                |
| Contingency Coefficient | .12090 |      |         | .00000 *1                |

\*1 Pearson chi-square probability

Number of Missing Observations: 18

8-Nov-94 \*\*\* p 1.503 ausl.jugendliche - jugenddaten - \*\*\*  
14:07:39 \*\*\* JUGOSLAWISCHE JUGENDLICHE \*\*\*

YUG JUGOSLAWEN by RF551 DT.VERSTEHEN - REC.

Page 1 of 1

| Count<br>Row Pct<br>Col Pct | RF551                   |                     | Row<br>Total         |              |
|-----------------------------|-------------------------|---------------------|----------------------|--------------|
|                             | KAUM, EIN GUT<br>IGERM. |                     |                      |              |
|                             | 1                       | 2                   |                      |              |
| YUG                         |                         |                     |                      |              |
| REST                        | 0                       | 506<br>16.7<br>93.1 | 2526<br>83.3<br>89.0 | 3033<br>89.6 |
| TRIFFT ZU                   | 1                       | 37<br>10.7<br>6.9   | 313<br>89.3<br>11.0  | 350<br>10.4  |
| Column                      | 544                     | 2839                | 3383                 |              |
| Total                       | 16.1                    | 83.9                | 100.0                |              |

| Chi-Square               | Value   | DF | Significance |
|--------------------------|---------|----|--------------|
| Pearson                  | 8.42589 | 1  | .00370       |
| Continuity Correction    | 7.98579 | 1  | .00471       |
| Likelihood Ratio         | 9.25051 | 1  | .00235       |
| Mantel-Haenszel test for | 8.42339 | 1  | .00370       |

linear association

Minimum Expected Frequency - 56.302

| Statistic               | Value  | ASE1 | T-value | Approximate Significance |
|-------------------------|--------|------|---------|--------------------------|
| Phi                     | .04991 |      |         | .00370 *1                |
| Cramer's V              | .04991 |      |         | .00370 *1                |
| Contingency Coefficient | .04985 |      |         | .00370 *1                |

\*1 Pearson chi-square probability

Number of Missing Observations: 24

8-Nov-94 \*\*\* p 1.503 ausl.jugendliche - Jugenddaten - \*\*\*  
 14:07:39 \*\*\* JUGOSLAWISCHE JUGENDLICHE \*\*\*

Page 301

YUG JUGOSLAWEN by RF552 DT.SPRECHEN - REC.

RP552 Page 1 of 1

| Y.UG            | Count<br>Row Pct<br>Col Pct | KAUM. EIN GUT |      | Row<br>Total |
|-----------------|-----------------------------|---------------|------|--------------|
|                 |                             | IGERM.        |      |              |
| REST            | 0                           | 665           | 2367 | 3032         |
|                 |                             | 21.9          | 78.1 | 89.6         |
|                 |                             | 91.7          | 89.1 |              |
| TRIFFT ZU       | 1                           | 61            | 290  | 350          |
|                 |                             | 17.3          | 82.7 | 10.4         |
|                 |                             | 8.3           | 10.9 |              |
| Column<br>Total |                             | 726           | 2656 | 3382         |
|                 |                             | 21.5          | 78.5 | 100.0        |

| Chi-Square                                  | Value   | DF | Significance |
|---|---------|----|--------------|
| Pearson                                     | 4.04645 | 1  | .04426       |
| Continuity Correction                       | 3.77464 | 1  | .05204       |
| Likelihood Ratio                            | 4.23605 | 1  | .03957       |
| Mantel-Haenszel test for linear association | 4.04526 | 1  | .04430       |

Minimum Expected Frequency - 75.153

| Statistic               | Value  | ASE1 | T-value | Approximate Significance |
|-------------------------|--------|------|---------|--------------------------|
| Phi                     | .03459 |      |         | .04426 *1                |
| Cramer's V              | .03459 |      |         | .04426 *1                |
| Contingency Coefficient | .03457 |      |         | .04426 *1                |

\*1 Pearson chi-square probability

Number of Missing Observations: 25

8-Nov-94 \*\*\* p 1.503 ausl.jugendliche - Jugenddaten - \*\*\*  
 14:07:40 \*\*\* JUGOSLAWISCHE JUGENDLICHE \*\*\*

Page 302

VUG JUGOSLAWEN by RF553 DT.SCHREIBEN - REC.

RF553 Page 1 of 1

| YUG             | Count<br>Row Pct<br>Col Pct | KAUM. EIN GUT |      | Row<br>Total |
|-----------------|-----------------------------|---------------|------|--------------|
|                 |                             | IGERM.        |      |              |
| REST            | 0                           | 1049          | 1979 | 3028         |
|                 |                             | 34.6          | 65.4 | 89.6         |
|                 |                             | 91.2          | 88.8 |              |
| TRIFFT ZU       | 1                           | 102           | 249  | 350          |
|                 |                             | 29.0          | 71.0 | 10.4         |
|                 |                             | 8.8           | 11.2 |              |
| Column<br>Total |                             | 1.50          | 2228 | 3378         |
|                 |                             | 34.0          | 66.0 | 100.0        |

| Chi-Square                                  | Value   | DF | Significance |
|---|---------|----|--------------|
| Pearson                                     | 4.46871 | 1  | .03452       |
| Continuity Correction                       | 4.22049 | 1  | .03994       |
| Likelihood Ratio                            | 4.57550 | 1  | .03243       |
| Mantel-Haenszel test for linear association | 4.46739 | 1  | .03455       |

Minimum Expected Frequency - 119.259

| Statistic | Value  | ASE1 | T-value | Approximate Significance |
|-----------|--------|------|---------|--------------------------|
| Phi       | .03637 |      |         | .03452 *1                |

Cramer's V .03637 .03452 \*1  
 Contingency Coefficienc .03635 .03452 \*1

\*1 Pearson chi-square probability

Number of Missing Observations: 29

8-Nov-94 \*\*\* p 1.503 ausl.jugendliche - jugenddaten - \*\*\*  
 14:07:40 \*\*\* JUGOSLAWISCHE JUGENDLICHE \*\*\*

YUG JUGOSLAWEN by RF554 DT.LESEN - REC.

RF554 Page 1 of 1

|           |              | KAUM, EIN GUT       |                      | Row Total     |
|-----------|--------------|---------------------|----------------------|---------------|
| Count     | Row Pct      | IGERM.              |                      |               |
| YUG       |              |                     |                      |               |
|           |              | 1                   | 2                    |               |
| REST      | 0            | 874<br>28.9<br>91.5 | 2152<br>71.1<br>88.9 | 3027<br>89.6  |
| TRIFFT ZU | 1            | 81<br>23.2<br>8.5   | 269<br>76.8<br>11.1  | 350<br>10.4   |
|           | Column Total | 956<br>28.3         | 2421<br>71.7         | 3377<br>100.0 |

| Chi-Square                                  | Value   | DF | Significance |
|---|---------|----|--------------|
| Pearson                                     | 4.99467 | 1  | .02543       |
| Continuity Correction                       | 4.71859 | 1  | .02984       |
| Likelihood Ratio                            | 5.17501 | 1  | .02291       |
| Mantel-Haenszel test for linear association | 4.99320 | 1  | .02545       |

Minimum Expected Frequency - 99.138

| Statistic               | Value  | ASE1 | T-value | Approximate Significance |
|-------------------------|--------|------|---------|--------------------------|
| Phi                     | .03846 |      |         | .02543 *1                |
| Cramer's V              | .03846 |      |         | .02543 *1                |
| Contingency Coefficient | .03843 |      |         | .02543 *1                |

\*1 Pearson chi-square probability

Number of Missing Observations: 30

8-Nov-94 \*\*\* p 1.503 ausl.jugendliche - jugenddaten - \*\*\*  
 14:07:40 \*\*\* JUGOSLAWISCHE JUGENDLICHE \*\*.

YUG JUGOSLAWEN by RF55A1 MUTTERSPR.VERSTEHEN - REC.

RF55A1 Page 1 of 1

|           |              | KAUM, EIN GUT       |                      | Row Total     |
|-----------|--------------|---------------------|----------------------|---------------|
| Count     | Row Pct      | IGERM.              |                      |               |
| YUG       |              |                     |                      |               |
|           |              | 1                   | 2                    |               |
| REST      | 0            | 407<br>13.5<br>83.9 | 2615<br>86.5<br>90.6 | 3022<br>89.6  |
| TRIFFT ZU | 1            | 78<br>22.2<br>16.1  | 272<br>77.8<br>9.4   | 350<br>10.4   |
|           | Column Total | 485<br>14.4         | 2887<br>85.6         | 3372<br>100.0 |

| Chi-Square                                  | Value    | DF | Significance |
|---|----------|----|--------------|
| Pearson                                     | 19.58354 | 1  | .00001       |
| Continuity Correction                       | 18.87816 | 1  | .00001       |
| Likelihood Ratio                            | 17.53259 | 1  | .00003       |
| Mantel-Haenszel test for linear association | 19.57774 | 1  | .00001       |

Minimum Expected Frequency - 50.369

| Statistic               | Value  | ASE1 | T-value | Approximate Significance |
|-------------------------|--------|------|---------|--------------------------|
| Phi                     | .07621 |      |         | .00001 *1                |
| Cramer's V              | .07621 |      |         | .00001 *1                |
| Contingency Coefficient | .07599 |      |         | .00001 *1                |

\*1 Pearson chi-square probability

Number of Missing Observations: 35

8-Nov-94 \*\*\* p 1.503 ausl.jugendliche - jugenddaten - \*\*\*  
14:07:41 \*\*\* JUGOSLAWISCHE JUGENDLICHE \*\*\*

YUG JUGOSLAWEN by RF55A2 MUTTERSPR. SPRECHEN - REC.

RF55A2 Page 1 of 1

|                 | Count<br>Row Pct<br>Col Pct | KAUM, EIN GUT<br>IGERM. |                      | Row<br>Total  |
|-----------------|-----------------------------|-------------------------|----------------------|---------------|
|                 |                             | 1                       | 2                    |               |
| YUG             |                             |                         |                      |               |
| REST            | 0                           | 557<br>18.4<br>83.0     | 2463<br>81.6<br>91.3 | 3020<br>89.6  |
| TRIFFT ZU       | 1                           | 114<br>32.7<br>17.0     | 236<br>67.3<br>8.7   | 350<br>10.4   |
| Column<br>Total |                             | 671<br>19.9             | 2699<br>80.1         | 3370<br>100.0 |

| Chi-Square                                     | Value    | DF | Significance |
|--|----------|----|--------------|
| Pearson  | 39.77175 | 1  | .00000       |
| Continuity Correction                          | 38.88546 | 1  | .00000       |
| Likelihood Ratio                               | 35.59636 | 1  | .00000       |
| Mantel-Haenszel test for<br>linear association | 39.75992 | 1  | .00000       |

Minimum Expected Frequency - 69.776

| Statistic               | Value  | ASE1 | T-value | Approximate<br>Significance |
|-------------------------|--------|------|---------|-----------------------------|
| Phi                     | .10864 |      |         | .00000 *1                   |
| Cramer's V              | .10864 |      |         | .00000 *1                   |
| Contingency Coefficient | .10800 |      |         | .00000 *1                   |

\*1 Pearson chi-square probability

Number of Missing Observations: 37

8-Nov-94 \*\*\* p 1.503 ausl.jugendliche - jugenddaten - \*\*\*  
14:07:41 \*\*\* JUGOSLAWISCHE JUGENDLICHE \*\*\*

YUG JUGOSLAWEN by RF55A3 MUTTERSPR. SCHREIBEN - REC.

RF55A3 Page 1 of 1

|                 | Count<br>Row Pct<br>Col Pct | KAUM, EIN GUT<br>IGERM. |                      | Row<br>Total  |
|-----------------|-----------------------------|-------------------------|----------------------|---------------|
|                 |                             | 1                       | 2                    |               |
| YUG             |                             |                         |                      |               |
| REST            | 0                           | 1086<br>36.0<br>86.5    | 1933<br>64.0<br>91.5 | 3019<br>89.7  |
| TRIFFT ZU       | 1                           | 170<br>48.8<br>13.5     | 179<br>51.2<br>8.5   | 348<br>10.3   |
| Column<br>Total |                             | 1256<br>37.3            | 2111<br>62.7         | 3367<br>100.0 |

| Chi-Square                                     | Value    | DF | Significance |
|--|----------|----|--------------|
| Pearson  | 21.88713 | 1  | .00000       |
| Continuity Correction                          | 21.34321 | 1  | .00000       |
| Likelihood Ratio                               | 21.29298 | 1  | .00000       |
| Mantel-Haenszel test for<br>linear association | 21.88063 | 1  | .00000       |

Minimum Expected Frequency - 129.962

| Statistic               | Value  | ASE1 | T-value | Approximate<br>Significance |
|-------------------------|--------|------|---------|-----------------------------|
| Phi                     | .08062 |      |         | .00000 *1                   |
| Cramer's V              | .08062 |      |         | .00000 *1                   |
| Contingency Coefficient | .08036 |      |         | .00000 *1                   |

\*1 Pearson chi-square probability

Number of Missing Observations: 40

8-Nov-94 \*\*\* p 1.503 ausl.jugendliche - jugenddaten - \*\*\*  
14:07:42 \*\*\* JUGOSLAWISCHE JUGENDLICHE \*\*\*

YUG JUGOSLAWEN by RF55A4 MUTTERSPR. LESEN - REC.

RF55A4 Page 1 of 1

| Count<br>Row Pct<br>Col Pct | KAUM, EIN GUT<br>IGERM. |  | Row |
|-----------------------------|-------------------------|--|-----|
|                             |                         |  |     |

|           |   | 1    | 2    | Total |
|-----------|---|------|------|-------|
| YUG       | 0 | 937  | 2085 | 3022  |
| REST      |   | 31.0 | 69.0 | 89.7  |
|           |   | 85.7 | 91.6 |       |
| TRIFFT ZU | 1 | 156  | 192  | 348   |
|           |   | 44.8 | 55.2 | 10.3  |
|           |   | 14.3 | 8.4  |       |
| Column    |   | 1093 | 2277 | 3371  |
| Total     |   | 32.4 | 67.6 | 100.0 |

| Chi-Square                                  | Value    | DF | Significance |
|---|----------|----|--------------|
| Pearson                                     | 27.05770 | 1  | .00000       |
| Continuity Correction                       | 26.43276 | 1  | .00000       |
| Likelihood Ratio                            | 25.85200 | 1  | .00000       |
| Mantel-Haenszel test for linear association | 27.04967 | 1  | .00000       |

Minimum Expected Frequency - 113.036

| Statistic               | Value  | ASE1 | T-value | Approximate Significance |
|-------------------------|--------|------|---------|--------------------------|
| Phi                     | .08959 |      |         | .00000 *1                |
| Cramer's V              | .08959 |      |         | .00000 *1                |
| Contingency Coefficient | .08923 |      |         | .00000 *1                |

\*1 Pearson chi-square probability

Number of Missing Observations: 36

8-Nov-94 \*\*\* p 1.503 ausl.jugendliche - jugenddaten - \*\*\*  
14:07:42 \*\*\* JUGOSLAWISCHE JUGENDLICHE \*\*\*

YUG JUGOSLAWEN by RRF55 DEUTSCH-INDEX

RRF55 Page 1 of 1

|           |   | GUT  | NUR MUEN DL.GUT | KAUM | NUR GUT VERST. | ROW Total |
|-----------|---|------|-----------------|------|----------------|-----------|
|           |   | 1    | 2               | 3    | 4              |           |
| YUG       | 0 | 1921 | 425             | 456  | 119            | 2920      |
| REST      |   | 65.8 | 14.6            | 15.6 | 4.1            | 89.4      |
|           |   | 88.5 | 91.2            | 92.5 | 85.5           |           |
| TRIFFT ZU | 1 | 249  | 41              | 37   | 20             | 347       |
|           |   | 71.8 | 11.8            | 10.6 | 5.8            | 10.6      |
|           |   | 11.5 | 8.8             | 7.5  | 14.5           |           |
| Column    |   | 2169 | 466             | 492  | 139            | 3267      |
| Total     |   | 66.4 | 14.3            | 15.1 | 4.3            | 100.0     |

| Chi-Square                                  | Value    | DF | Significance |
|---|----------|----|--------------|
| Pearson                                     | 10.57668 | 3  | .01425       |
| Likelihood Ratio                            | 10.95780 | 3  | .01196       |
| Mantel-Haenszel test for linear association | 2.18395  | 1  | .13946       |

Minimum Expected Frequency - 14.765

| Statistic               | Value  | ASE1 | T-value | Approximate Significance |
|-------------------------|--------|------|---------|--------------------------|
| Phi                     | .05690 |      |         | .01425 *1                |
| Cramer's V              | .05690 |      |         | .01425 *1                |
| Contingency Coefficient | .05681 |      |         | .01425 *1                |

\*1 Pearson chi-square probability

Number of Missing Observations: 140

8-Nov-94 \*\*\* p 1.503 ausl.jugendliche - Jugenddaten - \*\*\*  
14:07:43 \*\*\* JUGOSLAWISCHE JUGENDLICHE \*\*\*

YUG JUGOSLAWEN by RRF55A MUTTERSPRACHEN-INDEX

RRF55A Page 1 of 1

|           |   | GUT  | NUR MUEN DL.GUT | KAUM | NUR GUT VERST. | Row Total |
|-----------|---|------|-----------------|------|----------------|-----------|
|           |   | 1    | 2               | 3    | 4              |           |
| YUG       | 0 | 1878 | 559             | 369  | 120            | 2926      |
| REST      |   | 64.2 | 19.1            | 12.6 | 4.1            | 89.6      |
|           |   | 91.5 | 90.4            | 83.5 | 78.2           |           |
| TRIFFT ZU | 1 | 174  | 59              | 73   | 33             | 339       |
|           |   | 51.2 | 17.4            | 21.5 | 9.9            | 10.4      |
|           |   | 8.5  | 9.6             | 16.5 | 21.8           |           |
| Column    |   | 2052 | 618             | 442  | 153            | 3265      |

| Chi-Square                                  | Value    | DF | Significance |
|---|----------|----|--------------|
| Pearson                                     | 48.11101 | 3  | .00000       |
| Likelihood Ratio                            | 41.61316 | 3  | .00000       |
| Mantel-Haenszel test for linear association | 43.03445 | 1  | .00000       |
| Minimum Expected Frequency - 15.937         |          |    |              |

| Statistic               | Value  | ASE1 | T-value | Approximate Significance |
|-------------------------|--------|------|---------|--------------------------|
| Phi                     | .12138 |      |         | .00000 *1                |
| Cramer's V              | .12138 |      |         | .00000 *1                |
| Contingency Coefficient | .12050 |      |         | .00000 *1                |

\*1 Pearson chi-square probability

Number of Missing Observations: 142

8-Nov-94 \*\*\* p 1.503 ausl.jugendliche - jugenddaten - \*\*\*  
 14:07:43 \*\*\* JUGOSLAWISCHE JUGENDLICHE \*\*\*

YUG JUGOSLAWEN by RRF55IND GESAMTSPRACH-INDEX

Page 1 of 1

|              |     | RRF55IND             |                     |                    |                     |                     |                    |                   | Row Total     |
|--------------|-----|----------------------|---------------------|--------------------|---------------------|---------------------|--------------------|-------------------|---------------|
| Row Col      | Pct | BILINGUA L           | DT, GUT, M S        | GUT, D T           | GUT, MS KAUM        | DT KAUM             | ANALPHAB ET        | BEIDES AUM        | K             |
|              |     | 1                    | 2                   | 3                  | 4                   | 5                   | 6                  | 7                 |               |
| YUG          |     |                      |                     |                    |                     |                     |                    |                   |               |
| REST         | 0   | 1164<br>41.3<br>91.1 | 359<br>12.7<br>88.1 | 262<br>9.3<br>93.2 | 313<br>11.1<br>79.9 | 377<br>13.4<br>91.0 | 246<br>8.7<br>90.7 | 97<br>3.5<br>87.7 | 2817<br>89.4  |
| TRIFFT ZU    | 1   | 114<br>33.8<br>8.9   | 48<br>14.4<br>11.9  | 19<br>5.7<br>6.8   | 79<br>23.4<br>20.1  | 37<br>11.1<br>9.0   | 25<br>7.5<br>9.3   | 14<br>4.1<br>12.3 | 336<br>10.6   |
| Column Total |     | 1278<br>40.5         | 407<br>12.9         | 281<br>8.9         | 391<br>12.4         | 414<br>13.1         | 271<br>8.6         | 111<br>3.5        | 3153<br>100.0 |

| Chi-Square                                  | Value    | DF | Significance |
|---|----------|----|--------------|
| Pearson                                     | 47.94190 | 6  | .00000       |
| Likelihood Ratio                            | 42.05234 | 6  | .00000       |
| Mantel-Haenszel test for linear association | 3.15832  | 1  | .07554       |
| Minimum Expected Frequency - 11.816         |          |    |              |

| Statistic               | Value  | ASE1 | T-value | Approximate Significance |
|-------------------------|--------|------|---------|--------------------------|
| Phi                     | .12331 |      |         | .00000 *1                |
| Cramer's V              | .12331 |      |         | .00000 *1                |
| Contingency Coefficient | .12238 |      |         | .00000 *1                |

\*1 Pearson chi-square probability

Number of Missing Observations: 254

8-Nov-94 \*\*\* p 1.503 ausl.jugendliche - Jugenddaten - \*\*\*  
 14:07:44 \*\*\* JUGOSLAWISCHE JUGENDLICHE \*\*\*

>Warning # 3211  
 >On at least one case, the value of the weight variable was zero, negative, or missing. Such cases are considered missing by statistical procedures which speed restively weighted cases but remain on the file and are processed by non-statistical facilities such as LIST and SAVE.

Preceding task required 31.07 seconds CPU time; 44.29 seconds elapsed.

```

419 0 MULT RESPONSE GROUPS=F54A ERLEBTE NACHTEILE
420 0 (F54A1 TO F54A3(1,16))
421 0 RF55G GUTE DEUTSCHKENNTNISSE
422 0 (RF551 TO RF554(2))
423 0 RF55S SCHLECHTE DEUTSCHKENNTNISSE
424 0 (RF551 TO RF554(1))
425 0 RF55AG GUTE MUTTERSPR.KENNTN.
426 0 (RF55A1 TO RF55A4(2))
427 0 RF55BS SCHL.MUTTERSPR.KENNT.
428 0 (RF55A1 TO RF55A4(1))
429 0 F55B WIE DEUTSCH GELERNT
430 0 (F55B1 TO F55B8,DUMMY(1))/
431 0 VARIABLES=YUG(0,1) /
432 0 TABLES=YUG BY F54A TO F55B /
433 0 STATISTICS 1 2
    
```

MULT RESPONSE requires 2192 bytes of workspace for execution.

\*\*\* CROSSTABULATION \*\*\*

YUG JUGOSLAWEN  
 by F54A (group) ERLEBTE NACHTEILE

Page 1 of 2

|           |         | F54A      |          |         |          |          |          |          |          |         |          |          | Row   |
|-----------|---------|-----------|----------|---------|----------|----------|----------|----------|----------|---------|----------|----------|-------|
| Count     | Row pct | VORURTEIL | ANL.:ALL | ANL.:SC | ANL.:ARB | ANL.:BEH | ANL.:WOH | ANL.:OEF | ANL.:KON | EINLASS | VERST.PR | MEIDEN,H | Row   |
| Col pct   | Col pct | LE        | TAG      | HULE    | .SUCHE   | OERDE    | N.SUCH.  | FENTL    | TARTE    | VERH.   | OBLEME   | AENSELN  | Total |
|           |         | 1         | 2        | 3       | 4        | 5        | 6        | 7        | 8        | 9       | 10       | 11       |       |
| YUG       | 0       | 401       | 84       | 111     | 203      | 90       | 116      | 56       | 31       | 44      | 85       | 49       | 1225  |
| REST      |         | 32.7      | 6.8      | 9.1     | 16.6     | 7.3      | 9.5      | 4.6      | 2.5      | 3.6     | 6.9      | 4.0      | 94.1  |
|           |         | 96.5      | 93.5     | 92.0    | 93.2     | 94.9     | 97.5     | 96.9     | 89.6     | 92.4    | 93.7     | 91.0     |       |
|           | 1       | 15        | 6        | 10      | 15       | 5        | 3        | 2        | 4        | 4       | 6        | 5        | 77    |
| TRIFFT ZU |         | 18.9      | 7.5      | 12.6    | 19.1     | 6.3      | 3.9      | 2.3      | 4.7      | 4.7     | 7.5      | 6.2      | 5.9   |
|           |         | 3.5       | 6.5      | 8.0     | 6.8      | 5.1      | 2.5      | 3.1      | 10.4     | 7.6     | 6.3      | 9.0      |       |
| Column    |         | 416       | 89       | 121     | 218      | 95       | 119      | 58       | 35       | 48      | 91       | 53       | 1302  |
| Total     |         | 31.9      | 6.9      | 9.3     | 16.7     | 7.3      | 9.2      | 4.4      | 2.7      | 3.7     | 7.0      | 4.1      | 100.0 |

Percents and totals based on respondents

(Continued)

\*\*\* CROSSTABULATION \*\*\*

YUG JUGOSLAWEN  
 by F54A (group) ERLEBTE NACHTEILE

Page 2 of 2

|           |         | F54A     |          |         |            |          | Row   |
|-----------|---------|----------|----------|---------|------------|----------|-------|
| Count     | Row pct | BESCHIMP | RASSISMU | RECHTL. | P WEISS NI | SONSTIGE | Row   |
| Col pct   | Col pct | FEN      | S        | ROBL.   | CHT        | S        | Total |
|           |         | 12       | 13       | 14      | 15         | 16       |       |
| YUG       | 0       | 209      | 65       | 41      | 32         | 14       | 1225  |
| REST      |         | 17.1     | 5.3      | 3.3     | 2.6        | 1.2      | 94.1  |
|           |         | 94.9     | 94.2     | 94.4    | 82.8       | 91.9     |       |
|           | 1       | 11       | 4        | 2       | 7          |          | 77    |
| TRIFFT ZU |         | 14.5     | 5.2      | 3.1     | 5.6        | ..;      | 5.9   |
|           |         | 5.1      | 5.8      | 5.6     | 17.2       | 8.1      |       |
| Column    |         | 221      | 69       | 43      | 38         | 15       | 1302  |
| Total     |         | 16.9     | 5.3      | 3.3     | 3.0        | 1.2      | 100.0 |

Percents and totals based on respondents

1,302 valid cases; 2,105 missing cases

\*\*\* CROSSTABULATION \*\*\*

YUG JUGOSLAWEN  
 by RF55G (tabulating 2) GUTE DEUTSCHKENNTNISSE

|           |         | RF55G    |          |          |          | Row   |
|-----------|---------|----------|----------|----------|----------|-------|
| Count     | Row pct | DT.VERST | DT.SPPEC | DT.SCHRE | DT.LESEN | Row   |
| Col pct   | Col pct | EHEN - R | HEN - RE | IBEN - R | - REC.   | Total |
|           |         | EC.      | C.       | EC.      |          |       |
|           |         | RF551    | RF552    | RF553    | RF554    |       |
| YUG       | 0       | 2526     | 2367     | 1979     | 2152     | 2576  |
| REST      |         | 98.1     | 91.9     | 76.8     | 83.5     | 89.2  |
|           |         | 89.0     | 89.1     | 88.8     | 88.9     |       |
|           | 1       | 313      | 290      | 249      | 269      | 313   |
| TRIFFT ZU |         | 99.8     | 92.4     | 79.4     | 85.8     | 10.8  |
|           |         | 11.0     | 10.9     | 11.2     | 11.1     |       |
| Column    |         | 2839     | 2656     | 2228     | 2421     | 2889  |
| Total     |         | 98.3     | 91.9     | 77.1     | 83.8     | 100.0 |

Percents and totals based on respondents

2,889 valid cases; 518 missing cases

\*\*\* CROSSTABULATION \*\*\*

YUG JUGOSLAWEN  
 by RF55S (tabulating 1) SCHLECHTE DEUTSCHKENNTNISSE



RF55S

|                 | Count<br>Row pct<br>Col pct | DT.VERST            | DT.SPREC            | DT.SCHRE             | DT.LESEN            | Row<br>Total  |
|-----------------|-----------------------------|---------------------|---------------------|----------------------|---------------------|---------------|
|                 |                             | EHEN - R<br>EC.     | HEN - R<br>C.       | IBEN - R<br>EC.      | REC.<br>EC.         |               |
|                 |                             | RF551               | RF552               | RF553                | RF554               |               |
| YUG             |                             |                     |                     |                      |                     |               |
| REST            | 0                           | 506<br>45.7<br>93.1 | 665<br>60.0<br>91.7 | 1049<br>94.6<br>91.2 | 874<br>78.9<br>91.5 | 1108<br>91.6  |
| TRIFFT ZU       | 1                           | 37<br>36.9<br>6.9   | 61<br>59.6<br>8.3   | 102<br>100.0<br>8.8  | 81<br>80.1<br>8.5   | 102<br>8.4    |
| Column<br>Total |                             | 544<br>44.9         | 726<br>60.0         | 1150<br>95.1         | 956<br>79.0         | 1210<br>100.0 |

Percents and totals based on respondents

1,210 valid cases; 2,197 missing cases

8-Nov-94 \*\*\* p 1.503 ausl.jugendliche - jugenddaten - \*\*  
14:08:13 \*\*\* JUGOSLAWISCHE JUGENDLICHE \*\*\*

\*\*\* C R O S S T A B U L A T I O N \*\*\*

YUG JUGOSLAWEN  
by RF55AG (tabulating 2) GUTE MUTTERSPR.KENNTN

RF55AG

|                 | Count<br>Row pct<br>Col pct | MUTTERS<br>R. VERSTE | MUTTERS<br>R. SPRECH | MUTTERS<br>R. SCHREI | MUTTERS<br>R. LESEN  | Row<br>Total  |
|-----------------|-----------------------------|----------------------|----------------------|----------------------|----------------------|---------------|
|                 |                             | HEN<br>RF55A1        | EN -<br>RF55A2       | BEN<br>RF55A3        | - RE<br>RF55A4       |               |
| YUG             |                             |                      |                      |                      |                      |               |
| REST            | 0                           | 2615<br>98.5<br>90.6 | 2463<br>92.8<br>91.3 | 1933<br>72.8<br>91.5 | 2085<br>78.6<br>91.6 | 2653<br>90.6  |
| TRIFFT ZU       | 1                           | 272<br>98.9<br>9.4   | 236<br>85.7<br>8.7   | 179<br>64.8<br>8.5   | 192<br>69.9<br>8.4   | 275<br>9.4    |
| Column<br>Total |                             | 2887<br>98.6         | 2699<br>92.1         | 2111<br>72.1         | 2277<br>77.8         | 2929<br>100.0 |

Percents and totals based on respondents

2,929 valid cases; 478 missing cases

8-Nov-94 \*\*\* p 1.503 ausl.jugendliche - Jugenddaten - \*\*\*  
14:08:14 \*\*\* JUGOSLAWISCHE JUGENDLICHE \*\*\*

\*\*\* C R O S S T A B U L A T I O N \*\*\*

YUG JUGOSLAWEN  
by RF55BS (tabulating 1) SCHL.MUTTERSPR.KENNT

RF55BS

|                 | Count<br>Row pct<br>Col pct | MUTTERS<br>R. VERSTE | MUTTERS<br>R. SPRECH | MUTTERS<br>R. SCHREI | MUTTERS<br>R. LESEN | Row<br>Total  |
|-----------------|-----------------------------|----------------------|----------------------|----------------------|---------------------|---------------|
|                 |                             | HEN<br>RF55A1        | EN -<br>RF55A2       | BEN<br>RF55A3        | - RE<br>RF55A4      |               |
| YUG             |                             |                      |                      |                      |                     |               |
| REST            | 0                           | 407<br>35.6<br>83.9  | 557<br>48.7<br>83.0  | 1086<br>95.0<br>86.5 | 937<br>82.0<br>85.7 | 1143<br>86.6  |
| TRIFFT ZU       | 1                           | 78<br>44.1<br>16.1   | 114<br>64.8<br>17.0  | 170<br>96.2<br>13.5  | 156<br>88.4<br>14.3 | 177<br>13.4   |
| Column<br>Total |                             | 485<br>36.8          | 671<br>50.9          | 1256<br>95.2         | 1093<br>82.9        | 1319<br>100.0 |

Percents and totals based on respondents

1,319 valid cases; 2,088 missing cases

8-Nov-94 \*\*\* p 1.503 ausl.jugendliche - Jugenddaten - \*\*\*  
14:08:14 \*\*\* JUGOSLAWISCHE JUGENDLICHE \*\*\*

\*\*\* C R O S S T A B U L A T I O N \*\*\*

YUG JUGOSLAWEN  
by F55B (tabulating 1) WIE DEUTSCH GELERNT

F55B

| Count<br>Row pct<br>Col pct | DTKENN.:       | DTKENN.:       | DTKENN.:        | DTKENN.:        | DTKENN.:      | DTKENN.:          | DTKENN.:       | DTKENN.:      | Row<br>Total |
|-----------------------------|----------------|----------------|-----------------|-----------------|---------------|-------------------|----------------|---------------|--------------|
|                             | SELBST<br>BEIG | HK.LAND<br>SPR | DEUTSCH<br>LAND | DEUTSCH<br>E FR | AUSL.<br>REUN | F DEUTSCH<br>L. S | ELTERN<br>ODER | SONSTIG<br>ES |              |
|                             | F55B1          | F55B2          | F55B3           | F55B4           | F55B5         | F55B6             | F55B7          | F55B8         | DUMMY        |

| YUG          |   | 585  | 189  | 485  | 833  | 387  | 2171 | 390  | 115  | 3057  | 3057  |
|--------------|---|------|------|------|------|------|------|------|------|-------|-------|
| REST         | 0 | 19.2 | 6.2  | 15.9 | 27.2 | 12.7 | 71.0 | 12.8 | 3.8  | 100.0 | 89.7  |
|              |   | 91.4 | 86.8 | 91.3 | 89.4 | 90.0 | 89.3 | 79.9 | 80.9 | 89.7  |       |
| TRIFFT ZU    | 1 | 15.7 | 8.2  | 13.2 | 28.1 | 12.2 | 74.2 | 28.1 | 7.7  | 100.0 | 10.3  |
|              |   | 8.6  | 13.2 | 8.7  | 10.6 | 10.0 | 10.7 | 20.1 | 19.1 | 10.3  |       |
| Column Total |   | 640  | 218  | 531  | 931  | 430  | 2431 | 489  | 142  | 3407  | 3407  |
|              |   | 18.8 | 6.4  | 15.6 | 27.3 | 12.6 | 71.4 | 14.3 | 4.2  | 100.0 | 100.0 |

Percents and totals based on respondents

3,407 valid cases; 0 missing cases

8-Nov-94 \*\*\* p 1.503 ausl.jugendliche - Jugenddaten - \*\*\*  
 14:08:15 \*\*\* JUGOSLAWISCHE JUGENDLICHE \*\*\*

>Warning § 3211  
 >On at least one case, the value of the weight variable was zero, negative, or missing. Such cases are considered missing by statistical procedures which need positively weighted cases, but remain on the file and are processed by non-statistical facilities such as LIST and SAVE.

Preceding task required 24.50 seconds CPU time; 31.03 seconds elapsed.

434 0 CRCSSTABS TABLES-YUG BY F55C F56  
 435 0 OPTIONS 3 4  
 436 0 STATISTICS 1 2 3

There are 4,441,568 bytes of memory available.

Memory allows for 32,767 cells with 2 dimensions for general CROSSTABS.

8-Nov-94 \*\*\* p 1.503 ausl.jugendliche - Jugenddaten - \*\*\*  
 14:08:37 \*\*\* JUGOSLAWISCHE JUGENDLICHE \*\*\*

YUG JUGOSLAWEN by F55C SPRACHE I. D. FAM.

Page 1 of 1

| Count        | Row Pct | F55C        |                 |              | Row Total |
|--------------|---------|-------------|-----------------|--------------|-----------|
|              |         | UEBERW.D T. | UEBERW.S PRACHE | TEILS-TE ILS |           |
| Col Pct      |         | 1           | 2               | 3            |           |
| YUG          |         |             |                 |              |           |
| REST         | 0       | 398         | 1877            | 716          | 2992      |
|              |         | 13.3        | 62.8            | 23.9         | 89.5      |
|              |         | 74.9        | 95.1            | 85.6         |           |
| TRIFFT ZU    | 1       | 133         | 97              | 120          | 350       |
|              |         | 38.1        | 27.6            | 34.3         | 10.5      |
|              |         | 25.1        | 4.9             | 14.4         |           |
| Column Total |         | 532         | 1974            | 836          | 3342      |
| Total        |         | 15.9        | 59.1            | 25.0         | 100.0     |

| Chi-Square                                  | Value      | DF | Significance |
|---|------------|----|--------------|
| Pearson                                     | 200.1759 2 | 2  | .00000       |
| Likelihood Ratio                            | 183.33838  | 2  | .00000       |
| Mantel-Haenszel test for linear association | 16.32986   | 1  | .00005       |

Minimum Expected Frequency - 55.716

| Statistic               | Value  | ASE1 | T-value | Approximate Significance |
|-------------------------|--------|------|---------|--------------------------|
| Phi                     | .24474 |      |         | .00000 *1                |
| Cramer's V              | .24474 |      |         | .00000 *1                |
| Contingency Coefficient | .23772 |      |         | .00000 *1                |

\*1 Pearson chi-square probability

Number of Missing Observations: 65

8-Nov-94 \*\*\* p 1.503 ausl.jugendliche - Jugenddaten - \*\*\*  
 14:08:38 \*\*\* JUGOSLAWISCHE JUGENDLICHE \*\*

YUG JUGOSLAWEN by F56 NATIONALSTOLZ

Page 1 of 1

| Count     | ROW Pct | F56       |                |                | Row Total |
|-----------|---------|-----------|----------------|----------------|-----------|
|           |         | BIN STOLZ | GLEICHGU ELTIG | NICHT SO STOLZ |           |
| Col Pct   |         | 1         | 2              | 3              |           |
| YUG       |         |           |                |                |           |
| REST      | 0       | 2005      | 876            | 109            | 2989      |
|           |         | 67.1      | 29.3           | 3.6            | 89.6      |
|           |         | 92.1      | 85.4           | 82.6           |           |
| TRIFFT ZU | 1       | 173       | 150            | 23             | 345       |
|           |         | 50.0      | 43.4           | 6.6            | 10.4      |
|           |         | 7.9       | 14.6           | 17.4           |           |

| Column | 2177 | 1025 | 132 | 3334  |
|--------|------|------|-----|-------|
| Total  | 65.3 | 30.8 | 3.9 | 100.0 |

| Chi-Square                                  | Value    | DF | Significance |
|---|----------|----|--------------|
| Pearson                                     | 40.74781 | 2  | .00000       |
| Likelihood Ratio                            | 38.76172 | 2  | .00000       |
| Mantel-Haenszel test for linear association | 39.41193 | 1  | .00000       |

Minimum Expected Frequency - 13.623

| Statistic               | Value  | ASE1 | T-value | Approximate Significance |
|-------------------------|--------|------|---------|--------------------------|
| Phi                     | .11055 |      |         | .00000 *1                |
| Cramer's V              | .11055 |      |         | .00000 *1                |
| Contingency Coefficient | .10988 |      |         | .00000 *1                |

\*1 Pearson chi-square probability

Number of Missing Observations: 73

8-Nov-94 \*\*\* p 1.503 ausl.jugendliche - Jugenddaten - \*\*\*  
14:08:38 \*\*\* JUGOSLAWISCHE JUGENDLICHE \*\*\*

>Warning # 3211  
>On at least one case, the value of the weight variable was zero, negative, or missing. Such cases are considered missing by statistical procedures which need positively weighted cases, but remain on the file and are processed by non-statistical facilities such as LIST and SAVE.

Preceding task required 16.73 seconds CPU time; 23.38 seconds elapsed.

```
437 0 MULT RESPONSE GROUPS=F57 SYMPH.M.AND.NATION.
438 0 (F571 TO F5714,DUMMY(1))/
439 0 VARIABLES=YUG(0,1) /
440 0 TABLES=YUG BY F57 /
441 0 STATISTICS 1 2
```

MULT RESPONSE requires 1408 bytes of workspace for execution.

8-Nov-94 \*\*\* p 1.503 ausl.jugendliche - Jugenddaten - \*\*\*  
14:09:04 \*\*\* JUGOSLAWISCHE JUGENDLICHE \*\*\*

\*\*\* CROSSTABULATION \*\*\*

YUG JUGOSLAWEN  
by F57 (tabulating 1) SYMPH.M.AND.NATION

Page 1 of 2

F57

| Count<br>Row pct<br>Col pct | SYMP. IT | SYMP. SC             | SYMP. SP            | SYMP. FR            | SYMP. GR            | SYMP. SC            | SYMP. TU           | SYMP. AM            | SYMP. JU            | SYMP. BR            | SYMP. PO           | Row<br>Total        |               |
|-----------------------------|----------|----------------------|---------------------|---------------------|---------------------|---------------------|--------------------|---------------------|---------------------|---------------------|--------------------|---------------------|---------------|
|                             | ALIENER  | HWEIZER              | ANIER               | ANZOSEN             | IECHEN              | HWEDEN              | ERKEN              | ERIKANER            | GOSLAWEN            | ITEN                | RTUGIESE           |                     |               |
|                             | F571     | F572                 | F573                | F574                | F575                | F576                | F577               | F578                | F579                | F5710               | F5711              |                     |               |
| YUG                         |          |                      |                     |                     |                     |                     |                    |                     |                     |                     |                    |                     |               |
| REST                        | 0        | 1155<br>37.8<br>91.2 | 460<br>15.1<br>88.8 | 874<br>28.6<br>94.1 | 934<br>30.6<br>88.8 | 644<br>21.1<br>89.4 | 235<br>7.7<br>90.1 | 415<br>13.6<br>90.9 | 796<br>26.0<br>85.4 | 390<br>12.8<br>90.8 | 250<br>8.2<br>91.9 | 344<br>11.3<br>92.6 | 3057<br>89.7  |
| TRIFFT ZU                   | 1        | 112<br>31.9<br>8.8   | 58<br>16.7<br>11.2  | 55<br>15.8<br>5.9   | 118<br>33.6<br>11.2 | 76<br>21.8<br>10.6  | 26<br>7.4<br>9.9   | 42<br>11.9<br>9.1   | 136<br>38.9<br>14.6 | 40<br>11.3<br>9.2   | 22<br>6.3<br>8.1   | 27<br>7.8<br>7.4    | 350<br>10.3   |
| Column<br>Total             |          | 1267<br>37.2         | 519<br>15.2         | 929<br>27.3         | 1052<br>30.9        | 721<br>21.1         | 261<br>7.7         | 457<br>13.4         | 932<br>27.4         | 429<br>12.6         | 272<br>8.0         | 372<br>10.9         | 3407<br>100.0 |

Percents and totals based on respondents

(Continued)

8-NOV-94 \*\*\* p 1.503 ausl.jugendliche - Jugenddaten - \*\*\*  
14:09:04 \*\*\* JUGOSLAWISCHE JUGENDLICHE \*\*\*

\*\*\* CROSSTABULATION \*\*\*

YUG JUGOSLAWEN  
by F57 (tabulating 1) SYMPH.M.AND.NATION

Page 2 of 2

F57

| Count<br>Row pct<br>Col pct | SYMP. PO | SYMP. DE           | SYMP. HO             | Row<br>Total        |                       |
|-----------------------------|----------|--------------------|----------------------|---------------------|-----------------------|
|                             | LEN      | UTSCHE             | LLAENDER             |                     |                       |
|                             | F5712    | F5713              | F5714                | DUMMY               |                       |
| YUG                         |          |                    |                      |                     |                       |
| REST                        | 0        | 141<br>4.6<br>85.2 | 1536<br>50.2<br>88.5 | 429<br>14.0<br>95.0 | 3057<br>100.0<br>89.7 |
| TRIFFT ZU                   | 1        | 24<br>7.0          | 199<br>56.8          | 23<br>6.5           | 350<br>100.0          |



|   |          |   |        |
|---|----------|---|--------|
| Pearson                                     | 17.90763 | 4 | .00129 |
| Likelihood Ratio                            | 17.36814 | 4 | .00164 |
| Mantel-Haenszel test for linear association | 12.94027 | 1 | .00032 |

Minimum Expected Frequency - 8.855

| Statistic               | Value  | ASE1 | T-value | Approximate Significance |
|-------------------------|--------|------|---------|--------------------------|
| Phi                     | .08226 |      |         | .00129 *1                |
| Cramer's V              | .08226 |      |         | .00129 *1                |
| Contingency Coefficient | .08199 |      |         | .00129 *1                |

\*1 Pearson chi-square probability

Number of Missing Observations: 761

8-Nov-94 \*\*\* p 1.503 ausl.jugendliche - jugenddaten - \*\*\*  
14:09:29 \*\*\* JUGOSLAWISCHE JUGENDLICHE \*\*\*

YUG JUGOSLAWEN by RF58B WOHNUNGSGROESSE IN RAEUMEN

Page 1 of 1

| Count<br>Row Pct<br>Col Pct | RF58B  |                    |                     |                      | Row<br>Total        |               |
|-----------------------------|--------|--------------------|---------------------|----------------------|---------------------|---------------|
|                             | 1 RAUM | 2 RAEUME<br>ME     | 3-4 RAEU<br>ME      | 5 U.MEHR<br>RAEUME   |                     |               |
| YUG                         |        |                    |                     |                      |                     |               |
| REST                        | 0      | 233<br>7.7<br>93.7 | 548<br>18.1<br>92.0 | 1757<br>58.0<br>89.7 | 490<br>16.2<br>88.4 | 3029<br>90.2  |
| TRIFFT ZU                   | 1      | 16<br>4.7<br>6.3   | 48<br>14.4<br>8.0   | 203<br>61.3<br>10.3  | 64<br>19.5<br>11.6  | 330<br>9.8    |
| Column<br>Total             |        | 248<br>7.4         | 596<br>17.7         | 1960<br>58.3         | 555<br>16.5         | 3359<br>100.0 |

| Chi-Square                                  | Value   | DF | Significance |
|---|---------|----|--------------|
| Pearson                                     | 8.37355 | 3  | .03889       |
| Likelihood Ratio                            | 8.87875 | 3  | .03095       |
| Mantel-Haenszel test for linear association | 8.14059 | 1  | .00433       |

Minimum Expected Frequency - 24.419

| Statistic               | Value  | ASE1 | T-value | Approximate Significance |
|-------------------------|--------|------|---------|--------------------------|
| Phi                     | .04993 |      |         | .03889 *1                |
| Cramer's V              | .04993 |      |         | .03889 *1                |
| Contingency Coefficient | .04986 |      |         | .03889 *1                |

\*1 Pearson chi-square probability

Number of Missing Observations: 48

8-Nov-94 \*\*\* p 1.503 ausl.jugendliche - Jugenddaten - \*\*\*  
14:09:29 \*\*\* JUGOSLAWISCHE JUGENDLICHE \*\*\*

YUG JUGOSLAWEN by F59 DEUTSCHKENNTNISSE

Page 1 of 1

| Count<br>Row Pct<br>Col Pct | F59       |                      |                     |                     | Row<br>Total       |               |
|-----------------------------|-----------|----------------------|---------------------|---------------------|--------------------|---------------|
|                             | SEHR<br>1 | GUT<br>2             | MITTEL<br>3         | SCHLECHT<br>4       |                    |               |
| YUG                         |           |                      |                     |                     |                    |               |
| REST                        | 0         | 1528<br>50.4<br>87.9 | 911<br>30.1<br>91.8 | 435<br>14.4<br>90.2 | 155<br>5.1<br>94.1 | 3029<br>89.7  |
| TRIFFT ZU                   | 1         | 210<br>60.2<br>12.1  | 82<br>23.5<br>8.2   | 47<br>13.5<br>9.8   | 10<br>2.8<br>5.9   | 348<br>10.3   |
| Column<br>Total             |           | 1738<br>51.4         | 993<br>29.4         | 482<br>14.3         | 164<br>4.9         | 3377<br>100.0 |

| Chi-Square                                  | Value    | DF | Significance |
|---|----------|----|--------------|
| Pearson                                     | 14.0949b | 3  | .00278       |
| Likelihood Ratio                            | 14.71834 | 3  | .00207       |
| Mantel-Haenszel test for linear association | 9.36740  | 1  | .00221       |

Minimum Expected Frequency - 16.953

| Statistic | Value | ASE1 | T-value | Approximate Significance |
|-----------|-------|------|---------|--------------------------|
|-----------|-------|------|---------|--------------------------|

```
Phi .06460 .00278 *1
Cramer's V .06460 .00278 *1
Contingency Coefficient .06447 .00278 *1
```

.1 Pearson chi-square probability

Number of Missing Observations: 30

```
8-Nov-94 *** p 1.503 ausl.jugendliche - Jugenddaten - ***
14:09:30 *** JUGOSLAWISCHE JUGENDLICHE ***
```

Page 330

```
>Warning # 3211
>On at least one case, the value of the weight variable was zero, negative, or
>missing. Such cases are considered missing by statistical procedures which
>need positively weighted cases, but remain on the file and are processed by
>non-statistical facilities such as LIST and SAVE.
```

Preceding task required 18.80 seconds CPU time; 25.45 seconds elapsed.

445 0 BREAKDOWN TABLES=F58A F58B BY YUG

There are 4,441,568 bytes of memory available.

Given workspace allows for 32,767 cells of 1 dimensions for MEANS.

```
8-Nov-94 *** p 1.503 ausl.jugendliche - Jugenddaten - ***
14:09:56 *** JUGOSLAWISCHE JUGENDLICHE ***
```

Page 331

- - Description of Subpopulations - -

| Variable                                | Value | Label     | Mean    | Std Dev | Cases |
|---|-------|-----------|---------|---------|-------|
| Summaries of F58A WOHNUNGSGROESSE IN CM |       |           |         |         |       |
| By levels of YUG JUGOSLAWEN             |       |           |         |         |       |
| For Entire Population                   |       |           |         |         |       |
|   |       |           | 40.6545 | 43.2435 | 3350  |
| YUG                                     | 0     | REST      | 39.8021 | 42.6941 | 3021  |
| YUG                                     | 1     | TRIFFT ZU | 48.4733 | 47.3495 | 329   |

Total Cases = 3407  
Missing Cases = 57 or 1.7 Pct

```
8-Nov-94 *** p 1.503 ausl.jugendliche - Jugenddaten - ***
14:09:57 *** JUGOSLAWISCHE JUGENDLICHE ***
```

Page 332

- - Description of Subpopulations - -

| Variable                                     | Value | Label     | Mean   | Std Dev | Cases |
|--|-------|-----------|--------|---------|-------|
| Summaries of F58B WOHNUNGSGROESSE IN RAEUMEN |       |           |        |         |       |
| By levels of YUG JUGOSLAWEN                  |       |           |        |         |       |
| For Entire Population                        |       |           |        |         |       |
|  |       |           | 3.3584 | 1.3925  | 3363  |
| YUG  | 0     | REST      | 3.3335 | 1.3851  | 3033  |
| YUG  | 1     | TRIFFT ZU | 3.5871 | 1.4402  | 330   |

Total Cases = 3407  
Missing Cases = 44 or 1.3 Pct

```
8-Nov-94 *** p 1.503 ausl.jugendliche - Jugenddaten - ***
14:09:57 *** JUGOSLAWISCHE JUGENDLICHE ***
```

Page 333

```
>Warning # 3211
>On at least one case, the value of the weight variable was zero, negative, or
>missing. Such cases are considered missing by statistical procedures which
>need positively weighted cases, but remain on the file and are processed by
>non-statistical facilities such as LIST and SAVE.
```

Preceding task required 17.07 seconds CPU time; 26.92 seconds elapsed.

```
446 0 MULT RESPONSE GROUPS=F60 ANWESENDE PERSONEN
447 0 (F601 TO F604,DUMMY(1)) /
448 0 VARIABLES=YUG(0,1) /
449 0 TABLES=YUG BY F60 /
450 0 STATISTICS 1 2
```

MULT RESPONSE requires 1168 bytes of workspace for execution.

```
8-Nov-94 *** p 1.503 ausl.jugendliche - Jugenddaten - ***
14:10:19 *** JUGOSLAWISCHE JUGENDLICHE ***
```

Page 334

\*\*\* C R O S S T A B U L A T I O N \* \* \*

YUG JUGOSLAWEN  
by F60 (tabulating 1) ANWESENDE PERSONEN

F60

| Count<br>Row pct<br>Col pct | ANWESENH |      | ANWESENH |      | ANWESENH |       | ANWESENH |      | Row<br>Total |
|-----------------------------|----------|------|----------|------|----------|-------|----------|------|--------------|
|                             | EIT      | PERS | EIT      | PERS | EIT      | PERS  | EIT      | PERS |              |
|                             | : N      | : V  | : M      | : S  |          |       |          |      |              |
|                             | F601     | F602 | F603     | F604 | DUMMY    |       |          |      |              |
| YUG                         | 0        | 1725 | 404      | 399  | 975      | 3057  |          |      | 3057         |
| REST                        |          | 56.4 | 13.2     | 13.0 | 31.9     | 100.0 |          |      | 89.7         |
|                             |          | 90.6 | 96.1     | 91.1 | 87.2     | 89.7  |          |      |              |
| TRIFFT ZU                   | 1        | 178  | 17       | 39   | 144      | 350   |          |      | 350          |
|                             |          | 50.9 | 4.7      | 11.2 | 41.0     | 100.0 |          |      | 10.3         |
|                             |          | 9.4  | 3.9      | 8.9  | 12.8     | 10.3  |          |      |              |
| Column<br>Total             |          | 1903 | 420      | 438  | 1119     | 3407  |          |      | 3407         |
|                             |          | 55.8 | 12.3     | 12.8 | 32.8     | 100.0 |          |      | 100.0        |

Percents and totals based on respondents

3,407 valid cases; 0 missing cases

8-Nov-94 \*\*\* p 1.503 ausl.jugendliche - jugenddaten - \*\*\*  
14:10:21 \*\*\* JUGOSLAWISCHE JUGENDLICHE \*\*\*

>Warning # 3211

>On at least one case, the value of the weight variable was zero, negative, or missing. Such cases are considered missing by statistical procedures which need positively weighted cases, but remain on the file and are processed by non-statistical facilities such as LIST and SAVE.

Preceding task required 17.67 seconds CPU time; 23.48 seconds elapsed.

451 0 CROSSTABS TABLES-YUG BY F60A F61 F62 ZIEHUNG F63  
452 0 OPTIONS 3 4  
453 0 STATISTICS 1 2 3

There are 4,441,568 bytes of memory available.

Memory allows for 32,767 cells with 2 dimensions for general CROSSTABS.

8-Nov-94 \*\*\* p 1.503 ausl.jugendliche - Jugenddaten - \*\*\*  
14:10:45 \*\*\* JUGOSLAWISCHE JUGENDLICHE \*\*\*

YUG JUGOSLAWEN by F60A EINFLUSS AND. PERSONEN

Page 1 of 1

| Count<br>Row Pct<br>Col Pct | F60A |      | Row<br>Total |
|-----------------------------|------|------|--------------|
|                             | JA   | NEIN |              |
|                             | 1    | 2    |              |
| YUG                         | 0    | 202  | 1094         |
| REST                        |      | 15.6 | 84.4         |
|                             |      | 89.7 | 88.2         |
| TRIFFT ZU                   | 1    | 23   | 147          |
|                             |      | 13.6 | 86.4         |
|                             |      | 10.3 | 11.8         |
| Column<br>Total             |      | 225  | 1241         |
|                             |      | 15.4 | 84.6         |
|                             |      |      | 1466         |

| Chi-Square                                  | Value  | DF | Significance |
|---|--------|----|--------------|
| Pearson                                     | .45424 | 1  | .50033       |
| Continuity Correction                       | .31458 | 1  | .57489       |
| Likelihood Ratio                            | .46751 | 1  | .49413       |
| Mantel-Haenszel test for linear association | .45393 | 1  | .50047       |

Minimum Expected Frequency - 26.119

| Statistic               | Value  | ASE1 | T-value | Approximate Significance |
|-------------------------|--------|------|---------|--------------------------|
| Phi                     | .01760 |      |         | .50033 *1                |
| Cramer's V              | .01760 |      |         | .50033 *1                |
| Contingency Coefficient | .01760 |      |         | .50033 *1                |

\*1 Pearson chi-square probability

Number of Missing Observations: 1941

8-Nov-94 \*\*\* p 1.503 ausl.jugendliche - jugenddaten - \*\*\*  
14:10:48 \*\*\* JUGOSLAWISCHE JUGENDLICHE \*\*\*

YUG JUGOSLAWEN by F61 INTERVTEWSPRACHE

Page 1 of 1

| Count<br>Row Pct<br>Col Pct | F61     |            |          |          |          |          |          | Row<br>Total |
|-----------------------------|---------|------------|----------|----------|----------|----------|----------|--------------|
|                             | DEUTSCH | GRIECHISCH | ITALIENI | JUGOSLAW | PORTUGIE | SPANISCH | TUERKISC |              |
|                             | 1       | 2          | 3        | 4        | 5        | 6        | 7        |              |
|                             | I       | SCH        | ISCH     | SISCH    | H        |          |          |              |

| YUG       |      | F62     |            |          |          |          |          |          | Count     |
|-----------|------|---------|------------|----------|----------|----------|----------|----------|-----------|
| Row       | Pct  | DEUTSCH | GRIECHISCH | ITALIENI | JUGOSLAW | PORTUGIE | SPANISCH | TUERKISC | Row Total |
| Col       | Pct  | 1       | 2          | 3        | 4        | 5        | 6        | 7        | Total     |
| 0         | 2365 | 59      | 56         | 0        | 33       | 13       | 484      | 3010     |           |
| REST      | 78.6 | 2.0     | 1.9        | .0       | 1.1      | .4       | 16.1     | 89.7     |           |
|           | 87.7 | 100.0   | 100.0      | 1.4      | 100.0    | 100.0    | 100.0    |          |           |
| 1         | 330  |         |            | 16       |          |          |          | 346      |           |
| TRIFFT ZU | 95.4 |         |            | 4.6      |          |          |          | 10.3     |           |
|           | 12.3 |         |            | 98.6     |          |          |          |          |           |
| Column    | 2695 | 59      | 56         | 16       | 33       | 13       | 484      | 3357     |           |
| Total     | 80.3 | 1.8     | 1.7        | .5       | 1.0      | .4       | 14.4     | 100.0    |           |

| Chi-Square                                  | Value     | DF | Significance |
|---|-----------|----|--------------|
| Pearson                                     | 221.76329 | 6  | .00000       |
| Likelihood Ratio                            | 221.24549 | 6  | .00000       |
| Mantel-Haenszel test for linear association | 60.87573  | 1  | .00000       |

Minimum Expected Frequency - 1.390  
 Cells with Expected Frequency < 5 - 3 OF 14 ( 21.4%)

| Statistic               | Value  | ASE1 | T-value | Approximate Significance |
|-------------------------|--------|------|---------|--------------------------|
| Phi                     | .25704 |      |         | .00000 *1                |
| Cramer's V              | .25704 |      |         | .00000 *1                |
| Contingency Coefficient | .24895 |      |         | .00000 *1                |

\*1 Pearson chi-square probability

Number of Missing Observations: 50

8-Nov-94 \*\*\* p 1.503 ausl.jugendliche - Jugenddaten - \*\*\*  
 14:10:48 \*\*\* JUGOSLAWISCHE JUGENDLICHE \*\*\*

YUG JUGOSLAWEN by F62 STAATSANG. INTERV.

| Count     |      | F62     |            |          |          |          |          |          | Count     |
|-----------|------|---------|------------|----------|----------|----------|----------|----------|-----------|
| Row       | Pct  | DEUTSCH | GRIECHISCH | ITALIENI | JUGOSLAW | PORTUGIE | SPANISCH | TUERKISC | Row Total |
| Col       | Pct  | 1       | 2          | 3        | 4        | 5        | 6        | 7        | Total     |
| 0         | 1850 | 122     | 70         | 1        | 19       | 26       | 916      | 3003     |           |
| REST      | 61.6 | 4.1     | 2.3        | .0       | .6       | .9       | 30.5     | 89.7     |           |
|           | 86.9 | 100.0   | 100.0      | 2.6      | 100.0    | 100.0    | 98.6     |          |           |
| 1         | 279  |         |            | 55       |          |          | 13       | 346      |           |
| TRIFFT ZU | 80.5 |         |            | 15.8     |          |          | 3.7      | 10.3     |           |
|           | 13.1 |         |            | 97.4     |          |          | 1.4      |          |           |
| Column    | 2129 | 122     | 70         | 56       | 19       | 26       | 929      | 3350     |           |
| Total     | 63.6 | 3.6     | 2.1        | 1.7      | .6       | .8       | 27.7     | 100.0    |           |

| Chi-Square                                  | Value     | DF | Significance |
|---|-----------|----|--------------|
| Pearson                                     | 583.54359 | 6  | .00000       |
| Likelihood Ratio                            | 424.77662 | 6  | .00000       |
| Mantel-Haenszel test for linear association | 72.51055  | 1  | .00000       |

Minimum Expected Frequency - 1.917  
 Cells with Expected Frequency < 5 - 2 OF 14 ( 14.3%)

| Statistic               | Value  | ASE1 | T-value | Approximate Significance |
|-------------------------|--------|------|---------|--------------------------|
| Phi                     | .41739 |      |         | .00000 *1                |
| Cramer's V              | .41739 |      |         | .00000 *1                |
| Contingency Coefficient | .38518 |      |         | .00000 *1                |

\*1 Pearson chi-square probability

Number of Missing Observations: 57

8-Nov-94 \*\*\* p 1.503 ausl.jugendliche - Jugenddaten - \*\*\*  
 14:10:49 \*\*\* JUGOSLAWISCHE JUGENDLICHE \*\*\*

YUG JUGOSLAWEN by ZIEHUNG ZIEHUNGSMERKMAL

| Count     |      | ZIEHUNG |          |          | Count |
|-----------|------|---------|----------|----------|-------|
| Row       | Pct  | AZR     | ADRESSEN | SCHNEEBA | Row   |
| Col       | Pct  | 1       | 2        | 3        | Total |
| 0         | 914  | 512     | 1631     | 3057     |       |
| REST      | 29.9 | 16.7    | 53.4     | 89.7     |       |
|           | 95.2 | 85.3    | 88.3     |          |       |
| 1         | 46   | 88      | 216      | 350      |       |
| TRIFFT ZU | 13.2 | 25.2    | 61.7     | 10.3     |       |
|           | 4.8  | 14.7    | 11.7     |          |       |
| Column    | 960  | 600     | 1847     | 3407     |       |



Total 28.2 17.6 54.2 100.0

| Chi-Square                                  | Value    | DF | Significance |
|---|----------|----|--------------|
| Pearson                                     | 47.91470 | 2  | .00000       |
| Likelihood Ratio                            | 53.35345 | 2  | .00000       |
| Mantel-Haenszel test for linear association | 26.07160 | 1  | .00000       |

Minimum Expected Frequency - 61.685

| Statistic               | Value  | ASE1 | T-value | Approximate Significance |
|-------------------------|--------|------|---------|--------------------------|
| Phi                     | .11859 |      |         | .00000 *1                |
| Cramer's V              | .11859 |      |         | .00000 *1                |
| Contingency Coefficient | .11776 |      |         | .00000 *1                |

\*1 Pearson chi-square probability

Number of Missing Observations: 0

8-Nov-94 \*\*\* p 1.503 ausl.jugendliche - jugenddaten - \*\*  
14:10:49 \*\*\* JUGOSLAWISCHE JUGENDLICHE \*\*\*

YUG JUGOSLAWEN by F63 PLZ D.WOHNORTES D. BEFRAGTEN

|             |              | F63     |      |       |       |       |       |       |       |      |       |       |       |      |      | Row Total |       |  |
|-------------|--------------|---------|------|-------|-------|-------|-------|-------|-------|------|-------|-------|-------|------|------|-----------|-------|--|
|             |              | Count   | 1000 | 1010  | 1019  | 1031  | 1062  | 1200  | 1453  | 2000 | 2036  | 2044  | 2050  | 2054 | 2058 | 2062      | 2070  |  |
| YUG         | REST         | Row Pct |      |       |       |       |       |       |       |      |       |       |       |      |      |           |       |  |
|             |              | Col Pct |      |       |       |       |       |       |       |      |       |       |       |      |      |           |       |  |
|             | 0            |         | 821  | 1     | 1     | 1     | 1     | 1     | 1     | 520  | 1     | 1     | 1     | 16   | 6    | 1         | 3057  |  |
|             |              |         | 26.8 | .0    | .0    | .0    | .0    | .0    | .0    | 17.0 | .0    | .0    | .0    | .5   | .2   | .0        | 89.7  |  |
|             |              |         | 91.4 | 100.0 | 100.0 | 100.0 | 100.0 | 100.0 | 100.0 | 89.8 | 100.0 | 100.0 | 100.0 | 96.3 | 76.9 | 100.0     | 100.0 |  |
|             | 1            |         | 77   |       |       |       |       |       | 59    |      |       |       | 1     | 2    |      |           | 350   |  |
|             |              |         | 22.1 |       |       |       |       |       | 16.8  |      |       |       | .2    | .5   |      |           | 10.3  |  |
|             |              |         | 8.6  |       |       |       |       |       | 10.2  |      |       |       | 3.7   | 23.1 |      |           |       |  |
| (Continued) | Column Total |         | 898  | 1     | 1     | 1     | 1     | 1     | 1     | 579  | 1     | 1     | 1     | 17   | 8    | 1         | 3407  |  |
|             |              |         | 26.4 | .0    | .0    | .0    | .0    | .0    | .0    | 17.0 | .0    | .0    | .0    | .5   | .2   | .0        | 100.0 |  |

8-NOV-94 \*\*\* p 1.503 ausl.jugendliche - jugenddaten - \*\*\*  
14:10:50 \*\*\* JUGOSLAWISCHE JUGENDLICHE \*\*\*

YUG JUGOSLAWEN by F63 PLZ D.WOHNORTES D. BEFRAGTEN

|             |              | F63     |       |       |       |       |       |       |       |       |       |       |      |      |       | Row Total |      |       |
|-------------|--------------|---------|-------|-------|-------|-------|-------|-------|-------|-------|-------|-------|------|------|-------|-----------|------|-------|
|             |              | Count   | 2100  | 2102  | 2103  | 2110  | 2120  | 2150  | 2202  | 2358  | 2390  | 2391  | 2396 | 2800 | 2820  | 2850      | 3000 |       |
| YUG         | REST         | Row Pct |       |       |       |       |       |       |       |       |       |       |      |      |       |           |      |       |
|             |              | Col Pct |       |       |       |       |       |       |       |       |       |       |      |      |       |           |      |       |
|             | 0            |         | 21    | 109   | 1     | 0     | 9     | 0     | 2     | 1     | 2     | 3     | 1    | 107  | 9     | 3         | 35   | 3057  |
|             |              |         | .7    | 3.6   | .0    | .0    | .3    | .0    | .1    | .0    | .1    | .1    | .0   | 3.5  | .3    | .1        | 1.1  | 89.7  |
|             |              |         | 100.0 | 100.0 | 100.0 | 100.0 | 100.0 | 100.0 | 100.0 | 100.0 | 100.0 | 100.0 | 40.9 | 86.6 | 100.0 | 100.0     | 82.6 |       |
|             | 1            |         |       |       |       |       |       |       |       |       |       |       | 1    | 17   |       | 7         | 350  |       |
|             |              |         |       |       |       |       |       |       |       |       |       |       | .3   | 4.7  |       | 2.1       | 10.3 |       |
|             |              |         |       |       |       |       |       |       |       |       |       |       | 59.1 | 13.4 |       | 17.4      |      |       |
| (Continued) | Column Total |         | 21    | 109   | 1     | 0     | 9     | 0     | 2     | 1     | 2     | 3     | 2    | 124  | 9     | 3         | 42   | 3407  |
|             |              |         | .6    | 3.2   | .0    | .0    | .3    | .0    | .1    | .0    | .1    | .1    | .1   | 3.6  | .3    | .1        | 1.2  | 100.0 |

8-Nov-94 \*\*\* p 1.503 ausl.jugendliche - jugenddaten - \*\*\*  
14:10:50 \*\*\* JUGOSLAWISCHE JUGENDLICHE \*\*\*

YUG JUGOSLAWEN by F63 PLZ D.WOHNORTES D. BEFRAGTEN

|             |              | F63     |       |       |       |       |       |       |       |       |       |       |       |       |       | Row Total |       |       |
|-------------|--------------|---------|-------|-------|-------|-------|-------|-------|-------|-------|-------|-------|-------|-------|-------|-----------|-------|-------|
|             |              | Count   | 3002  | 3008  | 3016  | 3042  | 3044  | 3047  | 3056  | 3060  | 3062  | 3065  | 3070  | 3071  | 3078  | 3079      | 3090  |       |
| YUG         | REST         | Row Pct |       |       |       |       |       |       |       |       |       |       |       |       |       |           |       |       |
|             |              | Col Pct |       |       |       |       |       |       |       |       |       |       |       |       |       |           |       |       |
|             | 0            |         | 2     | 2     | 1     | 1     | 2     | 4     | 2     | 1     | 2     | 2     | 51    | 1     | 1     | 2         |       | 3057  |
|             |              |         | .1    | .1    | .0    | .0    | .1    | .1    | .0    | .0    | .1    | .1    | 1.7   | .0    | .0    | .1        |       | 89.7  |
|             |              |         | 100.0 | 100.0 | 100.0 | 100.0 | 100.0 | 100.0 | 100.0 | 100.0 | 100.0 | 100.0 | 100.0 | 100.0 | 100.0 | 100.0     |       |       |
|             | 1            |         |       |       |       |       |       |       |       |       |       |       |       |       |       |           | 1     | 350   |
|             |              |         |       |       |       |       |       |       |       |       |       |       |       |       |       |           | .3    | 10.3  |
|             |              |         |       |       |       |       |       |       |       | 2     |       |       |       |       |       |           | 100.0 |       |
| (Continued) | Column Total |         | 2     | 2     | 1     | 1     | 2     | 4     | 2     | 1     | 2     | 2     | 51    | 1     | 1     | 2         | 1     | 3407  |
|             |              |         | .0    | .0    | .0    | .0    | .1    | .1    | .1    | .0    | .1    | .1    | 1.5   | .0    | .0    | .1        | .0    | 100.0 |

8-Nov-94 \*\*\* p 1.503 ausl.jugendliche - jugenddaten - \*\*\*  
14:10:50 \*\*\* JUGOSLAWISCHE JUGENDLICHE \*\*\*

YUG JUGOSLAWEN by F63 PLZ D.WOHNORTES D. BEFRAGTEN





YUG JUGOSLAWEN by F63 PLZ D.WOHNORTES D. BEFRAGTEN

|             |           | F63   |         |         |       |       |       |       |       |       |      |      |       |       |       | Row   |       |
|-------------|-----------|-------|---------|---------|-------|-------|-------|-------|-------|-------|------|------|-------|-------|-------|-------|-------|
|             |           | Count | Row Pct | Col Pct |       |       |       |       |       |       |      |      |       |       |       |       | Total |
| YUG         | 0         | 8200  | 8262    | 8312    | 8346  | 8501  | 8588  | 8590  | 8670  | 8672  | 8684 | 8750 | 8751  | 8752  | 8754  | 8759  | 3057  |
|             | REST      | .0    | .1      | .4      | .2    | .1    | .1    | .2    | .9    | .7    |      | .27  | .1    | .11   | .1    | .1    | 89.7  |
|             |           | 100.0 | 69.9    | 100.0   | 100.0 | 100.0 | 100.0 | 100.0 | 100.0 | 87.5  |      | 77.2 | 100.0 | 100.0 | 100.0 | 100.0 |       |
|             | 1         |       |         |         |       |       |       |       |       |       |      |      |       |       |       |       | 350   |
|             | TRIFFT ZU |       | .5      |         |       |       |       |       | .3    | .5    | .8   |      |       |       |       |       | 10.3  |
|             |           |       | 30.1    |         |       |       |       |       | 12.5  | 100.0 | 22.8 |      |       |       |       |       |       |
|             | Column    | 1     | 6       | 2       | 1     | 1     | 1     | 2     | 9     | 7     | 2    | 34   | 1     | 11    | 1     | 1     | 3407  |
| (Continued) | Total     | .0    | .2      | .1      | .0    | .0    | .0    | .1    | .3    | .2    | .1   | 1.0  | .0    | .3    | .0    | .0    | 100.0 |

8-Nov-94 \*\*\* p 1.503 ausl.jugendliche - Jugenddaten - \*\*\*  
 14:10:57 \*\*\* JUGOSLAWISCHE JUGENDLICHE \*\*\*

YUG JUGOSLAWEN by F63 PLZ D.WOHNORTES D. BEFRAGTEN

|     |           | F63   |         |         |       | ROW   |
|-----|-----------|-------|---------|---------|-------|-------|
|     |           | Count | Row Pct | Col Pct |       | Total |
| YUG | 0         | 8800  | 8803    | 8807    | 8910  | 3057  |
|     | REST      | .4    |         | .8      |       | 89.7  |
|     |           | 100.0 |         | 100.0   |       |       |
|     | 1         |       |         |         |       | 350   |
|     | TRIFFT ZU |       | .5      |         | .5    | 10.3  |
|     |           |       | 100.0   |         | 100.0 |       |
|     | Column    | 4     | 2       | 8       | 2     | 3407  |
|     | Total     | .1    | .1      | .2      | .1    | 100.0 |

| Chi-Square                                  | Value     | DF  | Significance |
|---|-----------|-----|--------------|
| Pearson                                     | 432.52857 | 198 | .00000       |
| Likelihood Ratio                            | 383.27617 | 198 | .00000       |
| Mantel-Haenszel test for linear association | 10.69442  | 1   | .00107       |

Minimum Expected Frequency = .016  
 Cells with Expected Frequency < 5 = 336 OF 398 ( 84.4%)

| Statistic               | Value  | ASE1 | T-value | Approximate Significance |
|-------------------------|--------|------|---------|--------------------------|
| Phi                     | .35630 |      |         | .00000 *1                |
| Cramer's v              | .35630 |      |         | .00000 *1                |
| Contingency Coefficient | .33564 |      |         | .00000 *1                |

\*1 Pearson chi-square probability

Number of Missing Observations: 0

8-Nov-94 \*\*\* p 1.503 ausl.jugendliche - Jugenddaten - \*\*\*  
 14:10:59 \*\*\* JUGOSLAWISCHE JUGENDLICHE \*\*\*

>Warning # 321 1  
 >On at least one case, the value of the weight variable was zero, negative, or missing. Such cases are considered missing by statistical procedures which need positively weighted cases, but remain on the file and are processed by non-statistical facilities such as LIST and SAVE.

Preceding task required 22.07 seconds CPU time; 38.18 seconds elapsed.

454 0 FINISH

454 command lines read.  
 0 errors detected.  
 66 warnings issued.  
 1511 seconds CPU time.  
 2150 seconds elapsed time.  
 End of Job.